

# 1981 FORD



# ECONOLINE

ATWATER FORD, INC.  
ATWATER, MINNESOTA 56209



**FORD'S OUT FRONT  
DESIGN.**



# 1981 FORD ECONOLINE

## Ford's out front in design.

More Ford Econoline Vans are on the road today than any other make.\* Some of the reasons why Ford Econoline Vans are so popular...Fuel Efficiency, Design, Built Ford Tough, Style, and Choice. It all adds up to Leadership. In fact, all across America millions of people count on Econoline Vans to get them where they're going. And get the job done. Econoline for '81. It's a van full of Better Ideas. With a great reputation for value and the function of out front design.

\*Based on cumulative registrations as of 7/1/79.



## Window Vans.

In addition to Cargo Vans, Ford offers Window Vans with windows all the way round. And Display Vans with windows in all the doors plus a large window in the right-hand bodyside.

**Note:** Some illustrations include optional equipment. See the standard features for each model and the options shown or listed on pages 10 and 11.

## 1. Mileage.

Ford Econoline E-100/150 with standard 4.9L (300) Six and optional 4-speed manual transmission with overdrive turned in the best EPA gas mileage estimates of any 1980 van built in America. The latest EPA's were not available at time of publication. However, the '81 Econoline EPA mileage rating figures are expected to be as good as or better than last year. See your Ford Dealer for the latest EPA information.

In addition to the 4.9L (300) Six, Ford 5.0L (302), except E-350, and 5.8L (351) V-8's are optional. Also, the 6.6L (400) and 7.5L (460) V-8's are offered in the E-350.

## Long range.

Econoline's good mileage ratings plus 22.1-gallon fuel tank (standard on long wheelbase models) add up to excep-





tional van driving range. Add the 18-gallon auxiliary tank (LWB option) and Econoline range is nearly **doubled**. For Econoline's latest range figures, your Ford Dealer again is the man to see.

## 2. Out front design.

The Ford Econoline is designed for plenty of move around room. The forward, out-of-the-way location of the engine and front axle makes the driver compartment very spacious. And it's easy to move from the driver's seat to the load area, to step across to the passenger side, and leave by any door.

## 3. Rugged body-on-frame construction.

Deep, full-length siderails with five crossmembers form a sturdy backbone for Ford Econoline Vans. And strategically placed rubber mounts help to

isolate you and your load from road shocks and vibration.

## 4. Front service center.

Econoline's mini-hood and engine-forward design allow convenient servicing out front — under the hood.

## 5. Twin-I-Beam front suspension.

Ford's famous independent front suspension consists of two steel I-beam axles. Each front wheel has its own axle and big coil spring to step over bumps. And it's built Ford Truck tough!




## Payload capacities.

Ford Econoline Vans are built tough. 1981 models can take up to 2,285 kg (5,045 lb.) payloads. It's another practical area where Ford Econolines can make a big difference to you day in, day out.

## FORD'S OUT-FRONT-IN-DESIGN STANDARD FEATURES

- Body-on-frame construction.**
- Twin-I-Beam front suspension.**
- Out front — outside service center.**
- Bolt-on front fenders** designed to make fender repair or replacement easy.

For details be sure to see your Ford Dealer. He'll show you some of the special features about our '81 Ford vans shown on the pages that follow. And a whole lot more.



**FORD'S OUT FRONT DESIGN.**



# FORD CHATEAU VAN

Luxury on the road. That's the premier feature of the Chateau Van by Ford. Distinctive exterior items like these lead the way.

**Notable standard exterior features:** Bright grille surround molding and bright lower bodyside character line molding that also goes around wheel lips and across back doors. Bright 5"x8" mirrors. Chateau emblems on front fenders. Chrome bumpers front and rear. But there's a lot more to Chateau Van luxury as you'll see when you step inside.

## Interior appointments.

**Notable standard features:** Vinyl bucket seat with new sew style (passenger seat optional) and optional cloth and vinyl interior trim highlights the Chateau Van in your choice of Medium Blue, Fawn or Nutmeg. Plus courtesy dome light switches on all doors, handsome cut-pile carpeting (front area), new door trim panels and functional map pockets in each front door, and visor vanity mirror—RH (on Chateaus built after 10/6/80).

## Instrument panel.

Large, distinctive dial faces and easy-to-reach controls make driving a real pleasure. Engine cover console includes handy ashtray and utility pockets. Instrument panel top is covered with thick color keyed padding.





## Quad Captain's Chairs. Comfort and luxury combined.

The Quad Captain's Chairs option (available with cargo vans only) is the ultimate for traveling in comfort and style in your '81 Ford Econoline Van. Each of four chairs can be set individually for a new kind of relaxation and comfort. Each reclines to the most comfortable position and has fold-down armrests. Chairs also have swivel bases. Quad Captain's Chairs option is available with all trim levels.



**Note:** Some illustrations include optional equipment. See the standard features for each model, and options on pages 10 and 11.



**FORD'S OUT FRONT  
DESIGN.**



# FORD CUSTOM VAN

The Custom Van is a great choice for adding an extra touch of elegance and style to your '81 Econoline. In addition to the standard interior equipment listed below, Custom Van includes these **standard exterior features** (in addition to or in place of the Ford Econoline Standard Van features shown at right): Additional garnish moldings. Bright hub caps. Custom emblem on fenders. Bright taillight bezels. Bright window moldings. And more.

## Custom Van Interior

Custom interior **standard features** include: Color-keyed door trim panels. Cigarette lighter. Deluxe color-keyed seat belt(s). Woodtone instrument panel. Front area floor mats. Front area garnish moldings. (Custom interior shown with optional matching passenger seat.)



—dope lenolito abulpi) wnterlaull amll wnter  
Jebom dlop nol wnterll qubngla mll wlll Jopin  
.17 bna bl' segeq no wnterll dnt





# FORD STANDARD VAN

Hardworking Econoline. The standard Econoline is the mainstay in thousands of important commercial, farm, personal, and recreational applications all over the country. Ford Econoline is a top value van that includes an impressive list of standard features. **Standard exterior features:** Halogen headlamps. Two-speed electric windshield wipers with arm-mounted washer jets. Painted 5"x8" mirrors. Argent bumpers and hub caps. Bright windshield molding, to mention just a few.

## Standard Van Interior

**Standard interior features** include: Driver's full-foam contoured bucket seat in handsome ribbed vinyl. Trim colors are: Black, Medium Blue, Red, Fawn or Nutmeg. Padded full-width instrument panel. Dome lights. Front compartment headlining. Door checks. Column-mounted ignition switch. Matching passenger bucket seat (shown) is optional. Another elegant option: Captain's Chairs in cloth and vinyl, all-vinyl trim or black knit vinyl.



**Note:** Some illustrations include optional equipment. See the standard features for each model, and options on pages 10 and 11.



**FORD'S OUT FRONT  
DESIGN.**




# FORD HELPS MAKE YOUR SELECTION THE RIGHT SELECTION.

Now it's easier than ever to choose the Ford Econoline Van that's just right for your specific needs—no matter how tough the job. Just review the table below for a quick guide to the van that will handle your workload or business requirements. By reading the columns from left to right, you'll see which Econoline Series and payload/GVWR package matches your day-to-day, on-the-job demands. Additional specs are shown at the far right.

## Big payload potential!

For 1981, Ford Econoline Vans have payloads up to 2,285 kg (5,045 lb.). So you can carry your daily job load with confidence.

And for special jobs there are special packages. Including the new Ambulance Body Builder Preparation Package now available on E-350.



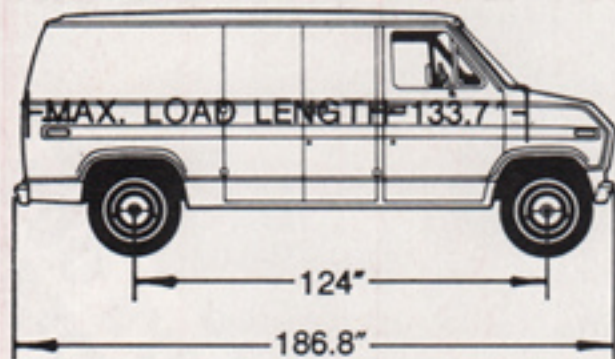
Series	Payload* (GVWR lb.—kg.)	Tires†	Engine	Transmission
<b>E-100</b>	124" wb. <input type="checkbox"/> 1,440 lb. (5,200 lb.—2,358 kg) <input type="checkbox"/> 1,805 lb. (5,600 lb.—2,540 kg)	P205/75R15SL P215/75R15SL	<input type="checkbox"/> 4.9L (300) I-6 (Std.) <input type="checkbox"/> 5.0L (302) V-8 <input type="checkbox"/> 5.8L (351) V-8**	<input type="checkbox"/> 3-Spd. (Std.) <input type="checkbox"/> 4-Spd. Manual with Overdrive <input type="checkbox"/> SelectShift Automatic
	138" wb. <input type="checkbox"/> 1,245 lb. (5,200 lb.—2,358 kg) <input type="checkbox"/> 1,615 lb. (5,600 lb.—2,540 kg)	P205/75R15SL P215/75R15SL		
<b>E-150</b>	124" wb. <input type="checkbox"/> 2,165 lb. (5,900 lb.—2,676 kg) <input type="checkbox"/> 2,550 lb. (6,300 lb.—2,857 kg)	P225/75R15SL P235/75R15XL	<input type="checkbox"/> 4.9L (300) I-6 (Std.) <input type="checkbox"/> 5.0L (302) V-8 <input type="checkbox"/> 5.8L (351) V-8	<input type="checkbox"/> 3-Spd. (Std.) <input type="checkbox"/> 4-Spd. Manual with Overdrive <input type="checkbox"/> SelectShift Automatic
	138" wb. <input type="checkbox"/> 1,925 lb. (5,850 lb.—2,653 kg) <input type="checkbox"/> 2,360 lb. (6,300 lb.—2,857 kg)	P225/75R15SL P235/75R15XL		
	SV 138" wb. <input type="checkbox"/> 1,985 lb. (6,050 lb.—2,744 kg) <input type="checkbox"/> 1,985 lb. (6,200 lb.—2,812 kg)	P235/75R15XL P235/75R15XL		
<b>E-250</b>	138" wb. <input type="checkbox"/> 2,525 lb. (6,750 lb.—3,061 kg) <input type="checkbox"/> 3,215 lb. (7,500 lb.—3,401 kg) <input type="checkbox"/> 3,940 lb. (8,250 lb.—3,742 kg)	8.00 x 16.5D 8.75 x 16.5D 8.75 x 16.5E	<input type="checkbox"/> 4.9L (300) I-6 (Std.) <input type="checkbox"/> 5.0L (302) V-8 <input type="checkbox"/> 5.8L (351) V-8	<input type="checkbox"/> 3-Spd. (Std.)** <input type="checkbox"/> SelectShift Automatic
	SV 138" wb. <input type="checkbox"/> 2,160 lb. (6,500 lb.—2,948 kg) <input type="checkbox"/> 2,735 lb. (7,100 lb.—3,220 kg) <input type="checkbox"/> 3,505 lb. (7,900 lb.—3,583 kg)	8.00 x 16.5D 8.00 x 16.5E 8.75 x 16.5E		
<b>E-350</b>	138" wb. <input type="checkbox"/> 4,150 lb. (8,550 lb.—3,878 kg) <input type="checkbox"/> 5,045 lb. (9,500 lb.—4,309 kg) <input type="checkbox"/> 5,005 lb. (9,750 lb.—4,422 kg)**	9.50 x 16.5E 9.50 x 16.5E 9.50 x 16.5E	<input type="checkbox"/> 4.9L (300) I-6 (Std.) <input type="checkbox"/> 5.8L (351) V-8** <input type="checkbox"/> 6.6L (400) V-8 <input type="checkbox"/> 7.5L (460) V-8**	<input type="checkbox"/> 3-Spd. (Std.) <input type="checkbox"/> SelectShift Automatic
	SV 138" wb. <input type="checkbox"/> 4,435 lb. (9,000 lb.—4,082 kg) <input type="checkbox"/> 4,425 lb. (9,300 lb.—4,218 kg)**	9.50 x 16.5E 9.50 x 16.5E		

\*Maximum allowable weight of people, cargo and equipment.

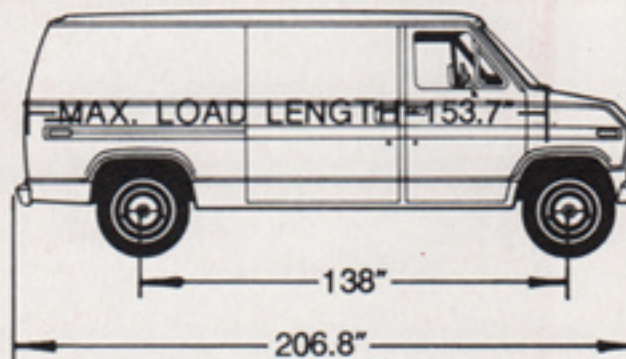
\*\*N.A. in Calif.

SV = Super Van.

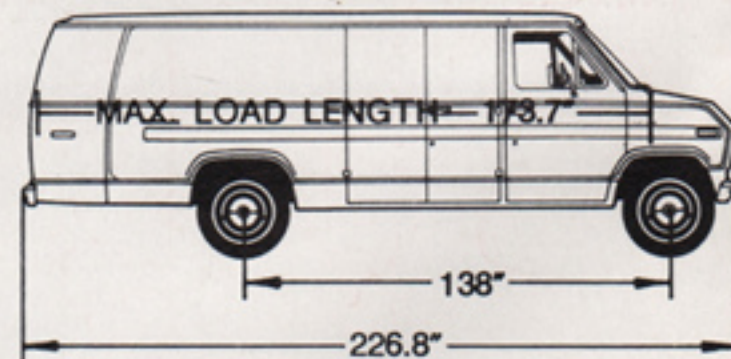
†Minimum tires required.



Regular Van



Regular Van



Super Van

Econoline Chassis Models are also available for Recreation Vehicle Conversions and Commercial Applications. For more complete information, see the Ford Econoline Chassis catalog.



## Trailer Towing.

Ford offers two Trailer Towing Packages to meet your needs. **Light Duty Package** (for trailers up to 2,000 lb.) includes: Extra Cooling, wiring harness, HD turn signal flasher.

**Heavy Duty Package** (for trailers up to 7,000 lb.) includes the Light Duty Package plus: swing-out recreation mirrors, 60 amp. alternator, 68 amp-hr. battery, external oil cooler with SelectShift automatic transmission, dual horns, oil pressure gauge, ammeter, heavy-duty shocks (std. with E-350).

## Chassis models.

Versatility in design and function is another important Ford hallmark. Especially when it comes to your choice of Econoline Chassis models. Tough Econolines are available in Cutaway Chassis (in both Recreation Vehicle and Commercial versions), Commercial Stripped Chassis, complete Parcel Delivery Vans in 12 or 14 ft. lengths...and more.



## Econoline School Bus Package

Ford E-350 Econoline Vans (Cargo and Window Vans) are ready when you are with a School Bus Body Builder Preparation Package. Bus conversions can be completed to your school's individual specifications by various manufacturers.

**Trim Level**

Standard  
 Custom  
 Chateau

---

Standard  
 Custom  
 Chateau

---

Standard  
 Custom  
 Chateau

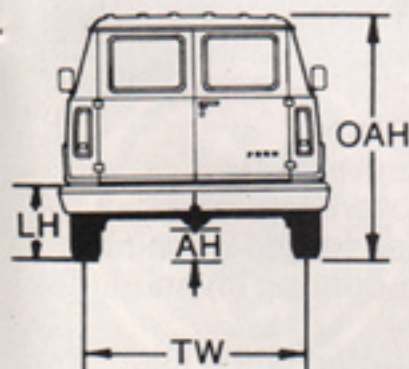
## Specifications:

EQUIPMENT		E-100	E-150	E-250	E-350
Payload Package Regular Van	Max.	#2	#2	#3	#3
Payload Package Super Van	Max.	—	#2	#3	#2
GVWR lb. (kg) Regular Van	Max.	5,600 (2,450)	6,300 (2,857)	8,250 (3,742)	9,750 (4,423)
GVWR lb. (kg) Super Van	Max.	—	6,200 (2,812)	7,900 (3,583)	9,300 (4,218)
Axle, Front: Rating (lb.)	Std.	3,400	3,400	4,000	4,200
Axle, Rear: Rating (lb.)		3,750	3,750	5,300	6,340
Brakes: Power	Std.	**			
Clutch: Dia. (in.)—Area (in.)	Std.	10—95.7	10—95.7	11—123.7	11—123.7
Electrical: Battery (amp-hr.)	Std.	36	36	36 (45 Calif.)	36 (45 Calif.)
Battery (amp-hr.)	Opt.	68, 81 (aux.)	68, 81 (aux.)	68, 81 (aux.)	68, 81 (aux.)
Alternator (amp.)	Std.	40	40	40	40
Alternator (amp.)	Opt.	60,100	60,100	60,100	60,100
Engine: Displacement (cu. in.)	Std.	4.9L (300) I-6	4.9L (300) I-6	4.9L (300) I-6	4.9L (300) I-6
	Opt.	5.0L (302) V-8 5.8L (351) V-8†	5.0L (302) V-8 5.8L (351) V-8	5.0L (302) V-8 5.8L (351) V-8	5.8L (351) V-8† 6.6L (400) V-8 7.5L (460) V-8†
Fuel Tanks (gal.)	Short wb.	Std. 18.0	18.0	18.0	18.0
	Long wb.	Std. 22.1	22.1	22.1	22.1
Dual Tank Cap./Long wb.	Opt.	40.1	40.1	40.1	40.1
Shock Absorbers	Std.	Front and Rear	Front and Rear	Front and Rear	Front and Rear
	Opt.	HD	HD	HD	—
Springs, Front: Coil	Std.	Computer Selected			
	Opt.	HD Coil	HD Coil	HD Coil	HD Coil
Rear: Combined Rating @ Ground (lb.)		2,570	3,770	4,219	5,530
Optional††		HD	HD	HD	HD
Steering:	Opt.	Integral Power	Integral Power	Integral Power	Integral Power
Transmission	Std.	3-Spd. Sync.	3-Spd. Sync.	3-Spd. Sync.†	3-Spd. Sync.†
	Opt.	4-Spd. OD SelectShift Auto.	4-Spd. OD SelectShift Auto.	SelectShift Auto.	SelectShift Auto.
Wheels: Type—Rim Size	Std.	(5) 5-Hole—5.5K	(4) 5-Hole—6.0K	(4) 8-Hole—6.0	(4) 8-Hole—6.75
Tires: Tubeless■	Std.	P205/75R15SL	P225/75R15SL	8.00 x 16.5DTT	9.50 x 16.5ETT
	Opt.	Optional tires in sizes to match GVWR requirements. Use adequate tires for loads and type of service. Consult your Ford Dealer. High altitude emission system is available for E-100, E-150 and E-250.			

\*\*With Payload Pkg. #2 only.  
 †N.A. in Calif.

TT = Truck Type, OD = Overdrive, SV = Super Van.

■ Spare tire included with E-100 Series only.  
 ††Available with selected GVWR packages (includes HD coil front springs if avail.). See your Ford Dealer.



## ECONOLINE VANS

SERIES	WB	LH Empty	OAH Empty	AH Loaded	TW	
					Front	Rear
E-100	124"	25.1"	79.1"	6.5"	69.4"	67.0"
	138"	24.9"	79.1"	6.5"	69.4"	67.0"
E-150	124"	27.5"	80.7"	6.8"	69.4"	67.0"
	138"	27.8"	81.0"	6.8"	69.4"	67.0"
Super Van	138"	27.7"	80.9"	7.1"	69.4"	67.0"
E-250	138"	28.6"	82.3"	6.8"	68.4"	66.0"
	Super Van	138"	28.3"	82.4"	6.8"	68.4"
E-350	138"	31.9"	84.3"	7.6"	68.4"	66.0"
	Super Van	138"	32.1"	84.7"	7.6"	68.4"

**FORD'S OUT FRONT DESIGN.**



# OPTIONS

For the Econoline Van of your choice there is a wide selection of options that can multiply the usefulness and enjoyment of your van many times.

## Tu-Tone Choices

**Combination Tu-Tone:** accent color is applied on the roof and below the lower character line molding.\*

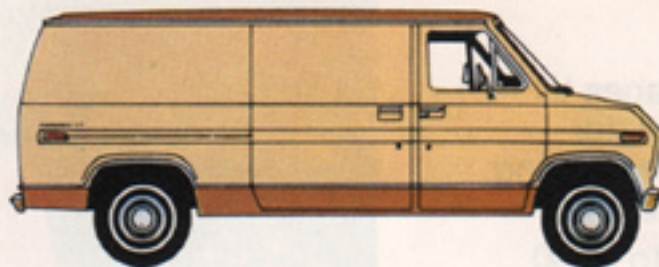
**Center Accent Tu-Tone:** accent color is applied between upper and lower character line moldings.\*

**Deluxe Accent Combination Tu-Tone:** accent color is applied on the roof and between the upper and lower character line moldings.\*

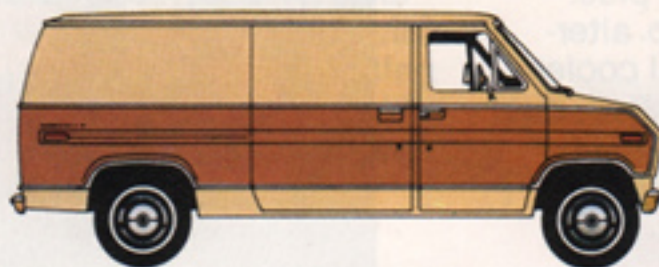
### Options Availability

1981 Econoline options are not confined to these pages but are shown throughout the catalog. Options, whether or not they are identified, are offered at extra cost. Some options are included, required, or are not available, in combination with other options. Availability of some models and features described here and elsewhere may be subject to delay. Consult your Ford Dealer for the latest information.

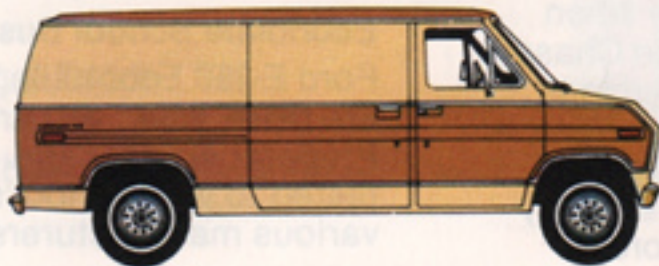
\*Includes moldings.



Combination Tu-Tone



Center Accent Tu-Tone



Deluxe Accent Combination Tu-Tone

## Appearance

- Bodyside accent tape stripe.
- Pinstripe tape in Black, White or Gold.
- Chrome grille.
- Deluxe Accent Moldings (bright drip rail, center bodyside and lower character line moldings).
- Bright drip rails.
- Bright window moldings.

## Audio

Wide choice of quality Ford radios, all with traveler's weather advisory frequency positions.

- AM radio.
- AM/FM monaural.
- AM/FM stereo (speakers in door panels).
- AM/FM stereo with 8-track tape.
- AM/FM stereo with cassette player.
- Premium Sound System including power amplifier for speakers (with stereo radio only).

## Comfort/Convenience

**(A)** Air conditioning (tinted or Privacy™ glass recommended):

- Instrument panel unit for front seat area.
- High-capacity air conditioning combines the instrument panel unit with an auxiliary unit on the left sidewall to cool the entire van (Deluxe Insulation Package also recommended).

- Console.
- Visor vanity mirror, RH.

**(B)** Power door locks for all doors (front doors only with hinged double side doors).

- Convenience Group with intermittent wipers, 12-in. day/night mirror, and visor vanity mirror—RH (on vehicles built after 10/6/80).

- Electronic digital clock.
- Dome light courtesy switches for all doors.

### Heaters:

- High output.
- Auxiliary for cargo area.
- Roof/Floor Insulation Package, includes full-length insulated headliner and floor mat (carpeting with Chateau).
- Deluxe Insulation Package.
- Light Group. Includes dual beam dome light, headlamps-on buzzer, underhood light, and dome light switches on all doors.
- Remote control western mirrors, bright low-mount swingaway 9"x6".
- Western mirrors, low-mount 9"x6" bright (with or without trailer arm).
- Recreation mirrors, swing-out 6¾"x9½" (E-350).
- Tilt steering wheel.
- Fingertip Speed Control.
- Tinted glass all around.
- Privacy™ glass (regular tinted glass in windshield and front doors. Privacy or tinted glass in rear doors).
- Swing-out or fixed windows are available in all cargo doors.
- Single sliding cargo door in place of double doors.
- Two-stage door positioner for double-hinged rear doors.

### Seats and Seat Trim

- Combination seat/bed converts from a 3-passenger rear seat into a large 62"x72" bed in seconds.
- Dual or Quad Captain's Chairs: reclining and swivel.
- Passenger seat (matching driver's) includes RH armrest, sun visor.
- Cloth and vinyl trim (Medium Blue, Fawn, Nutmeg), a no-charge option with bucket seats in Chateau. Available with Captain's Chairs in all trim series.

## Performance

- SelectShift automatic transmission.
- 4-speed manual transmission with overdrive.
- Super cooling package.
- Extra cooling package.
- Power steering.
- Handling Package (E-100 and E-150) includes front stabilizer bar, HD gas-filled hydraulic front and rear shocks and HD front springs.
- Front stabilizer bar.
- Heavy-duty shocks, front and rear (standard E-350).
- Engine block heater: single 600 watt with Six or 5.0L (302), dual with larger V-8's.
- Gauges: oil pressure gauge and ammeter.
- Auxiliary fuel tank, 18-gallon (138-in. wheelbase).

## Protection

- (C)**  Step bumper, chrome or argent.
- Chrome contour bumpers.
- Dual horns.
- Protection Group: includes black stepwell pads in front and sliding doors, front door edge guards. Front bumper guards also included on vehicles with chrome bumpers.
- Security Group with locking gas cap(s), inside locking hood release and spare tire lock.
- Inside locking hood release.

## Wheels and Wheel Covers

- (D)**  Deluxe wheel covers (4).
- (E)**  Sport wheel covers (4).
- (F)**  10-hole polished forged aluminum with clear plastic coating (4) and steel spare.
- (G)**  Styled steel painted white (5).

Trailer Towing Packages (see page 9).





## Colors

1. Raven Black, 2. Wimbledon White, 3. Silver Metallic, 4. Candyapple Red, 5. Maroon, 6. Dark Silver Blue Metallic, 7. Medium Blue, 8. Dark Pine Metallic, 9. Dark Cocoa Metallic, 10. Dark Chamois Metallic, 11. Medium Caramel Metallic, 12. Antique Cream. Optional Glow Colors: 13. Medium Blue Glow, 14. Fawn Glow, 15. Light Fawn Glow.




### (H) Pinstripe Tape

Available in Black, White or Gold.

(I) Mini Motorhomes. The Ford Econoline RV Cutaway provides a tough chassis for camper conversions. Ease of entry, lots of turn-around room in the cab are just two of the many features.

(J) Camper Conversions. Long wheelbases and body-on-frame construction make Econoline an excellent choice for many popular RV modifications.



**FORD'S OUT FRONT DESIGN.**



# FORD CLUB WAGONS

In addition to Econoline Vans, Ford offers a great line of Club Wagons. They range from the exciting new King of Clubs and Captain's Club Wagon to spacious Super Wagons with seating room for up to 15 passengers. Club Wagons...they're big, handsome, husky...energy-efficient people carriers that are great for ride pooling. Ask your Ford Dealer for a copy of the 1981 Ford Club Wagon catalog.



Trailer Towing Packages (see page 9).

## Extended Service Plan

Ford Motor Company's optional Extended Service Plan covers certain selected components on new Ford Econoline Vans for longer than the vehicle's basic warranty. The cost is so moderate for the protection you get that it could pay for itself the first time you need it. Your Ford Dealer will be happy to give you complete details of the plan, which is available on cars and light trucks sold and normally operated in all 50 United States and Canada.

## Ford Limited Corrosion Perforation Warranty

Ford Motor Company provides a limited 3-year, unlimited mileage corrosion perforation warranty on all trucks under 4,535 kg (10,000 lb.) GVWR sold in all 50 United States. The warranty states that any part which, in normal use, rusts through from corrosion within three years of retail delivery or first use will be repaired or replaced free of charge by the selling dealer after inspection by a Ford representative. Of course, exhaust system components or parts which develop corrosion perforation caused by accidents or other damage are not covered.

**Buy or lease a new Ford Econoline Van—a great choice either way!**



**...FOR SURE**

## Replacement Parts

Be sure to specify genuine Ford-approved Motorcraft parts from your Ford Dealer.

Specifications, descriptions and illustrative material contained herein were as accurate as known at the time this publication was approved for printing. Ford Division reserves the right to discontinue models or options at any time or change specifications and materials, equipment or design without notice and without incurring obligation. All options and accessories illustrated or referred to as optional or available in this publication are at extra cost. Some options are required in combination with other options. For the price of the model with the equipment you desire or verification of specifications contained herein, see your Ford Dealer.



# FORD ECONOLINE VANS

FORD DIVISION 