

# FORD 1980 4-WHEELER



ATWATER FORD, INC.  
ATWATER, MINNESOTA 56209



# Tough '82 Ford 4x4





F150

A

XLS

F150

TRACER A-T

TRACER A-T

B

# Inside and Outside...

It's America's truck...built tough to take you on or off road in comfort with advanced technology, high mileage and downright good looks. You get great selection, too, with three optional trim levels — XLT Lariat, XL and a youth-oriented XLS package. Plus Regular or SuperCab and Styleside or Flareside models.

## XLT LARIAT

This Ford 4x4 is top-of-the-line all the way in looks and features with an aerodynamic bodystyle redesigned for the 80's; halogen headlamps for brighter, whiter light and bright accents in all the right areas to highlight the exterior.

Inside, a full bench seat in attractive cloth and vinyl provides room for three with a hinged seat back for easy access to a behind-seat storage area. There's heavy cut-pile carpeting wall to wall, with woodtone appliques on the dash and door trim panels adding to the richness of the XLT Lariat interior.

## XL

A beauty and a beast. A tough 4x4 that looks good and works hard. A taste of elegance outside with bright accents (Styleside) or color-keyed tape striping (Flareside) to put you in step wherever you go. And there's lots of comfort inside to make you feel good while you're getting there.

## STANDARD

Any way you look at this trim little beauty, it's packed with value. Outside there's a chrome front bumper and argent grille with bright surround. Rectangular halogen headlamps with black door surrounds, left- and right-hand chrome rearview mirrors, and much more. Inside, there's a wide bench seat with deep foam-on-spring seat cushion construction and a hinged seat back.

## XLS

The free wheelin' 4x4's shown on the left sport the new XLS trim package. You get features like cut-pile carpeting and cloth and vinyl full bench seat. Plus bright moldings on door trim panels and brushed aluminum highlights on the instrument cluster and steering wheel, sporty blackout bumpers, front and rear. Black dual rearview mirrors. Blackout grille, grille surround and headlamp doors. Plus an exclusive XLS tape stripe treatment that's a head-turner.

**For complete details on all 4x4 trim levels, see the Trim Content summary on page 6.**

- A. F-150 XLS Styleside in Candyapple Red.
- B. F-150 XLS Flareside in Black.
- C. XLT interior in Blue.
- D. F-150 XLT Styleside in Tu-Tone Dark Brown Metallic/Tan.
- E. XL interior in Nutmeg.
- F. F-250 XL SuperCab in Tu-Tone Midnight Blue Metallic/Bright Blue.
- G. F-100 Styleside in Medium Blue Metallic.
- H. F-100 bench seat in Blue.
- I. XLS instrument panel.



# '82 Ford 4x4 Trim Content

| EXTERIOR                               | STANDARD                     | XL                      | XLT LARIAT                          | XLS                       |
|--|------------------------------|-------------------------|-------------------------------------|---------------------------|
| Bumper                                 | Chrome (F)                   | Chrome (F)              | Chrome (F)                          | Black (F & R)             |
| Mirrors, Dual                          | Bright                       | Bright                  | Bright                              | Black                     |
| Moldings:                              |                              |                         |                                     |                           |
| Upper Bodyside                         | —                            | Bright                  | Protection w/Vinyl                  | —                         |
| Tape Stripe                            | —                            | Std. (Flareside)        | Std. (Styleside)                    | XLS Tape Stripe           |
| Windshield                             | Bright                       | Bright                  | Bright                              | Black                     |
| Rear Window                            | —                            | Bright                  | Bright                              | —                         |
| Wheelip                                | —                            | —                       | Bright                              | —                         |
| Tailgate Applique                      | —                            | Tape Letters            | Brushed Aluminum                    | Tape Treatment            |
| <b>INTERIOR</b>                        |                              |                         |                                     |                           |
| Cigarette Lighter                      | —                            | Std.                    | Std.                                | Std.                      |
| Courtesy Light Switch                  | LH                           | LH & RH                 | LH & RH                             | LH & RH                   |
| Day/Night Mirror                       | —                            | Std.                    | Std.                                | Std.                      |
| Door Trim Panel Moldings               | —                            | Bright Surround         | Bright with Woodtone Applique       | Bright Surround           |
| Floor Covering                         | Black Rubber                 | Color-Keyed             | Color-Keyed Carpeting               | Color-Keyed Carpeting     |
| Hood Release                           | Inside                       | Inside                  | Inside                              | Inside                    |
| Instrument Panel                       | Black Applique               | Woodtone Applique       | Woodtone Applique                   | Brushed Aluminum Applique |
| Seat Back                              | Folding                      | Folding, Fully Covered† | Folding, Fully Covered†             | Folding, Fully Covered†   |
| Seat Belts                             | Std.                         | Deluxe†                 | Deluxe†                             | Deluxe†                   |
| Seat Trim                              | All Vinyl†                   | Cloth & Vinyl†          | Cloth & Vinyl†                      | Cloth & Vinyl†            |
| Scuff Plates                           | Black (Aluminum on SuperCab) | Aluminum                | Aluminum                            | Aluminum                  |
| Steering Wheel                         | Black                        | Black                   | Deluxe with Woodtone Insert         | Brushed Aluminum Trim     |
| Sun Visors                             | Std.†                        | Std.†                   | Std.†                               | Std.†                     |
| Vinyl Headlining                       | (SuperCab Only)†             | Std.†                   | Std.†                               | Std.†                     |
| Moldings & Trim Panels Above Belt-Line | (SuperCab Only)†             | Std.†                   | Std.† (also below belt on SuperCab) | Std.†                     |

†Color-Keyed

## Specifications

| Equipment                        |      | F-150   | F-250                               | F-250 HD              | F-350                 |
|----------------------------------|------|---|-------------------------------------|-----------------------|-----------------------|
| Payload Package: No./lb.         | Max. | No. 1/2,250 SC<br>No. 2/2,315   | No. 2/3,665 SC<br>No. 2/3,215       | No. 1X/4,310          | No. 1/4,675           |
| GVWR: No./lb.                    | Max. | 6,250<br>6,450 SC   | 8,200 SC<br>7,400                   | 8,700                 | 9,100                 |
| Axle, Front: Rating              | Max. | 3,550 lb.   | 3,800 lb.                           | 3,800 lb.             | 4,500 lb.             |
| Axle, Rear: Rating               | Max. | 3,750 lb.   | 5,300 lb.                           | 6,250 lb.             | 6,250 lb.             |
| Brakes: Power                    |      | Std.  | Std.                                | Std.                  | Std.                  |
| Clutch: Dia./Area                | Std. | 11 in./123.7 sq. in.  | 11 in./123.7 sq. in.                | 11 in./123.7 sq. in.  | 11 in./123.7 sq. in.  |
| Electrical: Battery* (amp-hr.)   | Std. | 36  | 36                                  | 36                    | 36                    |
|                                  | Opt. | 63<br>81 aux. with 63   | 63<br>81 aux. with 63               | 63<br>81 aux. with 63 | 63<br>81 aux. with 63 |
| Alternator (amp.)                | Std. | 40  | 40                                  | 40                    | 40                    |
|                                  | Opt. | 60  | 60                                  | 60                    | 60                    |
| Engine: Displacement             | Std. | 4.9L (300) I-6  | 4.9L (300) I-6                      | 5.8L (351) V-8        | 5.8L (351) V-8        |
|                                  | Opt. | 5.0L (302) V-8 RC<br>5.8L (351) V-8   | 5.0L (302) V-8 RC<br>5.8L (351) V-8 | 6.6L (400) V-8        | 6.6L (400) V-8        |
| Fuel Tank Refill Cap.: Short wb. | Std. | 16.5 gal (62L) RC   | —                                   | —                     | —                     |
| Long wb.                         | Std. | 19 gal. (72L)   | 19 gal. (72L)                       | 19 gal. (72L)         | 19 gal. (72L)         |
| Dual Tank: Short wb.             | Opt. | 35.5 gal. (134L) RC   | —                                   | —                     | —                     |
| Long wb.                         | Opt. | 38 gal. (144L)  | 38 gal. (144L)                      | 38 gal. (144L)        | 38 gal. (144L)        |
| Shock Absorbers:                 | Std. | Front & rear  | Front & rear                        | Front & rear          | Front & rear          |
|                                  | Opt. | HD front & rear<br>Quad front/HD rear RC  | HD                                  | HD                    | HD                    |
| Springs: Front                   | Std. | (Computer Selected)   |                                     |                       |                       |
| Heavy-Duty                       | Opt. | (Front: one load range above computer selection, unless maximum already selected)   |                                     |                       |                       |
| Springs: Rear                    | Std. | 3,793 lb. SC<br>3,243 lb.   | 4,154 lb. SC<br>4,158 lb.           | 5,875 lb.             | 6,338 lb.             |
| Heavy-Duty                       | Opt. | (See your Ford Dealer for available choice)   |                                     |                       |                       |
| Steering:                        |      | Integral Power  |                                     |                       |                       |
| Transfer Case (part-time):       | Std. | 2-Speed   |                                     |                       |                       |
| Transmission:                    | Std. | 4-Speed   |                                     |                       |                       |
|                                  | Opt. | 4-spd. Manual w/OD.<br>SelectShift auto.  | SelectShift auto.                   | SelectShift auto.     | SelectShift auto.     |
| Wheels: Type—Rim Size            | Std. | (5) 5-hole—6.0 (SC)   | (4) 8-hole—6.0                      | (4) 8-hole—6.75       | (4) 8-hole—6.75       |
| Tires: Tubeless                  | Std. | P215/75R 15SL (SC) 8.00 x 16.5D   | 9.50 x 16.5E                        | 9.50 x 16.5E          | 9.50 x 16.5E          |
| Optional                         |      | Both tubeless and tube-type in sizes to match Payload Package requirements. Use adequate tires for type of service. Consult your Ford Dealer. |                                     |                       |                       |

RC=Regular Cab SC=SuperCab HD=Heavy Duty \*36 and 63 amp-hr. batteries are maintenance-free.

# Here are the reasons why Ford 4x4's are No. 1

Ford's tough 4x4's get you going and keep you going with the know-how that can only come from a leader. And Ford Trucks are loaded with the kinds of features and advantages appreciated by driver and passenger alike. Features and advantages like these:

### Fuel Economy

Ford's 4x4's achieve excellent mileage ratings from the proven 4.9L Six engine and 4-speed manual transmission. In fact, mileage ratings of 24 est. hwy. and 18 EPA est. mpg\* place the F-150 with its standard powerteam among the leaders in its class. With mileage figures like these, Ford LWB models with dual tanks are able to achieve a highway cruising range of 912 miles.

### Long Distance Cruising

An optional auxiliary fuel tank is available on Styleside pickups that doubles their fuel-carrying capacity—from 16.5 gal. to 35.5 gal. on short wheelbase models, and from 19 gal. to 38 gal. on long wheelbase models. The dual tank option also includes an electric selector valve and switch mounted with the heater control panel that lets you change to the auxiliary tank from the driver's seat.

### 4-Speed Manual Transmission with Overdrive

This optional transmission with an overdrive gear makes driving fun and more economical too. Overdrive reduces engine rpm for better highway mileage and less engine wear.

### Rugged Standard Features

In 1982, Ford gives you the features you want and expect most in a working 4x4. Rugged features such as a tough ladder-type frame. Integral front axle skid plate. Big, full-size payloads. P-metric radial tires. And anti-rust measures such as extensive use of galvanized and zinc-coated metals plus the application of zinc-rich primers in selected areas, and more. Ford backs up all this careful preparation with a 3-year unlimited mileage corrosion performance warranty (see details on the back cover).

### Aerodynamic Design

The distinctive, tough-looking body-style of Ford pickups combines function and form with smooth, clean lines that reduce air drag for fuel efficiency at highway speeds.

## ...more reasons

### Advanced Technology

Advanced Ford technology puts you out front on or off road with the only 4x4 that features *Twin-Traction Beam* independent front suspension. It helps ease the front wheels over bumps independently for an improved ride and better off-road control than conventional solid axle with leaf spring designs. An efficient *2-speed transfer case* is chain-driven for smoothness and to help minimize power loss. *Free-running front hubs* lock into 4-wheel drive only when you want them to, reducing wear on front drive components and helping to improve fuel economy. Ford also offers an automatic locking hub option that lets you switch from 2- to 4-wheel drive from inside the cab automatically.

Ford 4x4's — built tough for work or recreational needs.

### Snow Plow Special Packages

4x4 operators in snow belt areas will really appreciate these optional packages. They're designed for snow plow attachments and give you the necessary equipment for snow plow applications.

These popular options are available on all F-150, F-250, and F-350 Regular Cab models. See page 9 for option content.

### Campers

Special Camper Packages are available on F-250 and F-350 Styleside Pickups that accommodate slide-in type camper units up to 11 ft. The Styleside pickup's easily removable tailgate helps make the conversion even simpler.


## Payload Package Selector

Ford 4x4's offer a wide range of payloads to meet almost any tough job. Using the Payload Package Selector below, you can quickly select the package that best suits your job requirements.

| Pickup Box Length*         |           |       | Series  | Payload Pkg. No. | Payload** | GVWR          | Tires |  |
|----------------------------|-----------|-------|---------|------------------|-----------|---------------|-------|--|
| <b>Regular Cab Pickups</b> |           |       |         |                  |           |               |       |  |
| 6¾ ft.                     | Styleside | F-150 | No. 1   | 1,695 lb.        | 5,500 lb. | P215/75R 15SL | Std.  |  |
| 6¾ ft.                     | Styleside | F-150 | No. 2   | 2,260 lb.        | 6,100 lb. | P235/75R 15XL | Opt.  |  |
| 6½ ft.                     | Flareside | F-150 | No. 1   | 1,675 lb.        | 5,500 lb. | P215/75R 15SL | Std.  |  |
| 6½ ft.                     | Flareside | F-150 | No. 2   | 2,235 lb.        | 6,100 lb. | P235/75R 15XL | Opt.  |  |
| 8 ft.                      | Styleside | F-150 | No. 1   | 1,800 lb.        | 5,700 lb. | P215/75R 15SL | Std.  |  |
| 8 ft.                      | Styleside | F-150 | No. 2   | 2,315 lb.        | 6,250 lb. | P235/75R 15XL | Opt.  |  |
|                            |           |       |         |                  |           |               |       |  |
| 8 ft.                      | Styleside | F-250 | No. 1   | 2,640 lb.        | 6,800 lb. | 8.00 x 16.5D  | Std.  |  |
|                            |           |       | No. 2   | 3,215 lb.        | 7,400 lb. | 8.00 x 16.5E  | Opt.  |  |
|                            |           |       | No. 1-X | 4,310 lb.        | 8,700 lb. | 9.50 x 16.5E  | Std.  |  |
|                            |           |       |         |                  |           |               |       |  |
| 8 ft.                      | Styleside | F-350 | No. 1   | 4,675 lb.        | 9,100 lb. | 9.50 x 16.5E  | Std.  |  |
| <b>SuperCab Pickups</b>    |           |       |         |                  |           |               |       |  |
| 8 ft.                      | Styleside | F-150 | No. 1   | 2,250 lb.        | 6,450 lb. | P235/75R 15XL | Std.  |  |
|                            |           |       |         |                  |           |               |       |  |
| 8 ft.                      | Styleside | F-250 | No. 1   | 2,640 lb.        | 7,100 lb. | 8.00 x 16.5E  | Std.  |  |
|                            |           |       | No. 2   | 3,665 lb.        | 8,200 lb. | 8.75 x 16.5E  | Opt.  |  |

\*Nominal.

\*\*Maximum allowable weight of people, cargo, body and equipment.



Twin-Traction-Beam independent front suspension.

\*Projected Ford Division estimates for comparison. Your mileage may differ depending on speed, distance and weather. Actual highway mileage will probably be lower. See your Ford Dealer for his 1982 EPA Gas Mileage Guide.



# 1982 Ford 4x4 Options

For the Ford 4x4 of your choice, there is a wide selection of Ford options. These can multiply the usefulness and enjoyment of your pickup many times over. Go down this list and check off the options that will help you "create" a Ford 4x4 Pickup just right for your work or personal needs.

## Appearance

- Chrome grille (N.A. with XLS)
- Chromatic tape stripe (A) (Stylesides)
- Bright wheelip moldings (Standard and XL Stylesides)
- Bright box rails for 8 ft. (Stylesides)
- Tri-colored tape stripe (Stylesides)
- Accent tape stripe (Stylesides)




## Audio

There are many sound reasons why factory-installed Ford radios are great performers: a 100% solid state chassis for optimum operation, precision engineering, stringent Ford standards. A fixed-length stainless steel whip antenna for maximum reception. And the fact that all stereo systems include two door-mounted speakers. And all Ford radios include traveler's advisory setting.

- AM monaural
  - AM/FM monaural (single speaker)
  - AM/FM stereo\*
  - AM/FM stereo with cassette tape player\* (B)
  - AM/FM stereo with 8-track tape player\* (C)
- \*Two speakers mounted in door panels.

## Comfort/Convenience

- Air conditioning (D)
- Heater—high output
- Convenience Group includes interval wipers, RH visor vanity mirror, color-keyed door storage bins, headlamp-on warning buzzer, courtesy light switch on passenger door and 12-in. day/night mirror with Standard trim
- Power front windows
- Light Group includes lights in glove box, ashtray, under instrument panel, dual beam map/dome light, headlamp-on warning buzzer and courtesy light switch on passenger door with Standard trim. Also, movable underhood worklight with 20-ft. retractable cord with magnetic base and cargo box light.
- Electric remote control swing-away mirrors (E)



- Bright low-mount swing-away Western mirrors
- Gauges: oil pressure and ammeter
- Sports instrumentation includes tachometer (0 to 6,000 RPM), ammeter, oil pressure gauge and trip odometer
- Electronic digital clock tells the time, date, and elapsed trip time at the push of a button
- Tilt steering wheel (F)
- Fingertip Speed Control
- Tool storage box located under the hood (includes movable underhood worklight with 20-ft. retractable cord, magnetic base and inside locking hood release) (G)
- Sliding rear window (tinted)
- Tinted glass, complete
- Slide-out spare tire carrier allows the spare to be pulled from under the frame with ease
- In-box spare tire carrier - LH side-mounted inside Styleside box
- Quad Captain's Chairs (SuperCab)
- For other SuperCab seats, see Ford Pickup catalog.

**Seat trim:**

- Heavy-duty black vinyl (Regular Cab standard trim)
- Knit vinyl, color keyed

**Performance**

- SelectShift automatic transmission
- Limited slip axle (front and/or rear)
- Auto locking hubs (H)
- Auxiliary transmission oil cooler
- 60 amp. alternator
- HD auxiliary battery
- HD battery
- Heavy-duty air cleaner
- Handling Package includes front and rear stabilizer bars, HD front (quad with F-150 Regular Cab) and rear shock absorbers and HD front springs
- Stabilizer bars, front and rear
- Quad heavy-duty front shock absorbers and HD rear shock absorbers (F-150 Regular Cab)
- Heavy-duty shock absorbers, front and rear
- Heavy-duty front springs
- Heavy-duty rear springs
- Engine block heater: single 600 watt with

**Colors**

**Seventeen exterior paint choices:**

|  |   |   |
|--|---|---|
|  |  |  |
| Raven Black  | Wimbledon White   | Silver Metallic   |
|  |  |  |
| Medium Grey Metallic   | Candyapple Red  | Midnight Blue Metallic  |
|  |  |  |
| Medium Blue Metallic   | Bright Blue   | Dark Spruce Metallic  |
|  |  |  |
| Light Spruce   | Dark Fawn Metallic  | Fawn  |
|  |  |  |
| Medium Caramel Metallic  | Tan   | Dark Brown Metallic   |
|  |  |   |
| Maroon   | Light Spruce Glow*  |   |

\*Optional Glamour color

**Interior Colors:** Fawn, Dark Blue, Red, Black, Nutmeg or Spruce (except SuperCab) color-keyed to exteriors.

Printed colors are at best only representative of the true paints. Your Ford Dealer can show you actual samples of paint colors and also interior trim materials.

6-cylinder or 5.0L (302) V-8, dual with larger V-8's

- Special High Altitude Performance Package
- Snow Plow Special Package. Includes all this heavy-duty equipment: front axle, front springs, front and rear shock absorbers and alternator.
- Snow Plow Special Package Plus. Includes all equipment from standard Snow Plow Package. Plus the following: ammeter and oil pressure gauges, roof clearance lights, extra engine cooling and heavy-duty maintenance-free battery.
- Extra engine cooling package
- Super engine cooling package
- HD Trailer Towing Package. Includes: 60 amp. alternator, heavy-duty maintenance-free battery, extra engine cooling, ammeter and oil pressure gauges, bright low mount swing-away recreation mirrors, handling package, trailer tow wiring harness, heavy duty flashers and auxiliary transmission oil cooler with V-8 engine.
- HD Front Suspension Packages

**Protection**

- Skid Plate Package
- Dual note horns
- Power door locks
- Roof clearance lights (5)
- Exterior Protection Group includes bright door edge guards, front bumper guards and front bumper rub strips (N.A. with XLS)
- Lower bodyside molding with black vinyl insert (Stylesides)

- Security Lock Group includes locking gas cap(s), inside locking hood release and locking glove box. Also spare tire (with under-frame or in-box carrier).
  - Tow hooks (F-150 Styleside)
- Rear bumpers:
- Argent step (Stylesides)
  - Chrome step (Stylesides)
  - Chrome channel (Flaresides)
  - Chrome contour (Stylesides)
  - Black step (XLS Stylesides)

**Wheels and Wheel Covers**

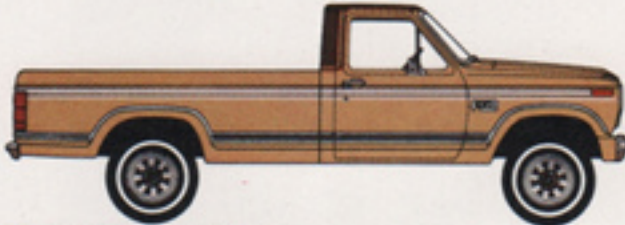
- Cast aluminum wheels (5), or (4) with steel spare (I)
- White styled steel (5), or (4) and steel spare (J)
- Sport wheel covers (5), or (4) with steel spare (K)
- Deluxe argent styled steel (5), or (4) and steel spare (L)

**Options Availability**

1982 Ford 4x4 options are not confined to these pages but are shown throughout the catalog. Options, whether or not they are identified, are offered at extra cost. Some options are included, required, or are not available, in combination with other options. Availability of some models and features described here and elsewhere may be subject to delay. Consult your Ford Dealer for the latest information.

**Colorful Ford Tu-Tone Choices for 1982:**


**Regular Tu-Tone.** The accent color covers the roof and upper back panel. Includes dual color tape stripe to divide colors.




**Regular Tu-Tone**

**Combination Tu-Tone.** Regular and Deluxe Tu-Tones combined.


**Victoria Tu-Tone.** Accent color applied to hood, upper fender, around door window, and the lower bodyside. Tape and moldings included as needed.



**Combination Tu-Tone**



**Deluxe Tu-Tone**



**Victoria Tu-Tone**

**4x4 PICKUP  
STYLESIDE DIMENSIONS**

| Cab Type    | Series | WB in.   | IL at floor in. | LH        |            | CH Empty in. | OAL in. | Turning Diameter Curb to Curb |
|-------------|--------|----------|-----------------|-----------|------------|--------------|---------|-------------------------------|
|             |        |          |                 | Empty in. | Loaded in. |              |         |                               |
| Regular Cab | F-150  | 116.8    | 82.05           | 31.12     | 25.39      | 72.43        | 192.1   | 40.4                          |
|             |        | 133      | 98.21           | 31.06     | 25.41      | 72.18        | 208.3   | 45.2                          |
|             | F-250  | 133      | 98.21           | 33.02     | 27.48      | 75.09        | 208.3   | 47.3                          |
|             |        | F-250 HD | 133             | 98.21     | 34.77      | 28.69        | 76.24   | 208.3                         |
| SuperCab    | F-350  | 133      | 98.21           | 33.43     | 28.80      | 75.83        | 208.3   | 51.6                          |
|             | F-150  | 155      | 98.21           | 31.21     | 26.08      | 72.97        | 230.28  | 51.8                          |
|             | F-250  | 155      | 98.21           | 32.76     | 27.52      | 75.19        | 230.28  | 54.1                          |

**FLARESIDE DIMENSIONS**

|             |       |       |       |       |       |       |       |      |
|-------------|-------|-------|-------|-------|-------|-------|-------|------|
| Regular Cab | F-150 | 116.8 | 79.78 | 32.05 | 26.34 | 72.43 | 189.3 | 40.4 |
|-------------|-------|-------|-------|-------|-------|-------|-------|------|



# '82 FORD 4x4

## Ford-Paid Repair Programs after the Warranty Period

Sometimes Ford offers adjustment programs to pay all or part of the cost of certain repairs. These programs are intended to assist owners and are in addition to the warranty or to required recalls. Ask Ford or your dealer about such programs relating to your Ford or Lincoln-Mercury vehicle.

To get copies of any adjustment program for your vehicle or the vehicle of interest to you:

Call Ford toll-free at 1-800-241-3673. Alaska and Hawaii call 1-800-243-3711, and in Georgia, call 1-800-282-0959.

Or write Ford at:

Ford Customer Information System  
Post Office Box 95427  
Atlanta, Georgia 30347.

We'll need your name and address; year, make and model vehicle, as well as engine size; and whether you have a manual or automatic transmission.



## Replacement Parts

Be sure to specify genuine Ford-approved Motorcraft parts from your Ford Dealer.

**...FOR SURE**

## Technical Service Bulletins

All vehicles need repairs during their lifetime. Sometimes Ford issues Technical Service Bulletins (TSBs) and easy-to-read explanations describing unusual engine or transmission conditions which may lead to costly repairs, the recommended repairs, and new repair procedures. Often a repair now can prevent a more serious repair later. Ask Ford or your dealer for any such TSBs and explanations relating to your Ford or Lincoln-Mercury vehicle.

To get copies of these Technical Service Bulletins and explanations for your vehicle or the vehicle of interest to you:

Call Ford toll-free at 1-800-241-3673. Alaska and Hawaii call 1-800-243-3711, and in Georgia, call 1-800-282-0959.

Or write Ford at:

Ford Customer Information System  
Post Office Box 95427  
Atlanta, Georgia 30347.

We'll need your name and address; year, make and model vehicle, as well as engine size; and whether you have a manual or automatic transmission.

## Extended Service Plan

Ford Motor Company's optional Extended Service Plan covers major components on new Ford 4x4 Pickups for longer than the vehicle's basic warranty. The cost is so moderate for the protection you get that it could pay for itself the first time you need it. Your Ford Dealer will be happy to give you complete details of the Plan which is available on cars and light trucks sold in all 50 United States and Canada.

## Ford Limited Corrosion Perforation Warranty

Ford 4x4's, like all new model Ford cars and light trucks sold in the the 50 United States, is covered by Ford Motor Company's 3-year, unlimited mileage corrosion perforation warranty. Under this warranty any part which, in normal use, rusts through from corrosion within three years of retail delivery or first use will be repaired or replaced free of charge by the selling dealer after inspection by a Ford representative. Exhaust system components or parts which develop corrosion perforation as a result of accidents or other damage are not covered.

Specifications, descriptions and illustrative material contained herein were as accurate as known at the time this publication was approved for printing. Ford Division reserves the right to discontinue models or options at any time or change specifications and materials, equipment or design without notice and without incurring obligation. All options and accessories illustrated or referred to as optional or available in this publication are at extra cost. Some options are required in combination with other options. For the price of the model with the equipment you desire or verification of specifications contained herein, see your Ford Dealer.

ATWATER FORD, INC.  
ATWATER, MINNESOTA 56209

Buy or lease a new  
Ford 4x4—  
a great choice either way!

# FORD 4x4's

FORD DIVISION

