

2016 | **F-150**



A FIRST TO BE RECKONED WITH.

The 2016 Ford F-150. The first and only truck in its class¹ with body and bed made from high-strength, military-grade, aluminum alloys.² One awarded the government's highest safety rating: a 5-Star Overall Vehicle Score³ This year, with first-in-class Pro Trailer Backup Assist^{TM4} and new SYNC[®] 3,^{4,5} we've engineered the Future of Tough to be more capable than ever.



NEW F-150 LIMITED Crew Cab 4x4. White Platinum. Available equipment.

¹Class is Full-Size Pickups under 8,500 lbs. GVWR based on Ford segmentation. ²6000-series aluminum alloy. ³Government's 5-Star Safety Ratings are part of the U.S. Department of Transportation's New Car Assessment Program (www.safercar.gov). ⁴Available feature. ⁵Driving while distracted can result in loss of vehicle control. Only use SYNC/other devices, even with voice commands, when it is safe to do so. Some features may be locked out while the vehicle is in gear. Not all features are compatible with all phones. Message and data rates may apply.

2016 **F-150**
ford.com



LOADED WITH INNOVATION. TO CARRY THE MOST PUNISHING LOADS.

Our first-in-class breakthrough – a truck body and bed made from high-strength, military-grade, aluminum alloys – trims weight to help create a 2016 Ford F-150 that accelerates forcefully. Stops quickly. And leads its class in maximum towing and payload capacity, as well as gas EPA-estimated highway fuel economy.¹

We collaborated with experts to formulate this metal. Then we made it stronger. It doesn't rust. It resists corrosion. It's dent- and ding-resistant. In other words, it's engineered to stand up to punishment.

To carry all this material innovation, we created the strongest frame ever in an F-150. High-strength steel now comprises up to 78% of its fully boxed, modular frame. This incredibly sturdy metal infuses the 8 rugged crossmembers (5 are through-welded) and large cross-section frame rails. Enhancing stiffness. And durability.

Since the truck weighs less, you can haul more. Tow more. And do it all more efficiently. That's just a smarter way to work. And play. The 2016 Ford F-150.



¹EPA-estimated gas rating: 19 city/26 hwy/22 combined mpg, 2.7L EcoBoost[®] 4x2. Actual mileage will vary.

2016 **F-150**
ford.com





FIRSTS. BESTS. EXCLUSIVES. NEW FOR 2016.

FIRST-IN-CLASS

- Use of high-strength, military-grade, aluminum alloys¹
- 360-degree camera with Split-view Display²
- Remote tailgate release²
- Inflatable rear-seat outboard safety belts²

BEST-IN-CLASS

- Gas EPA-estimated highway fuel economy rating of 26 mpg³
- Max. towing capacity of 12,200 lbs.⁴
- Max. payload capacity of 3,270 lbs.⁴
- F-Series has been America's best-selling truck for 38 years

CLASS-EXCLUSIVE

- LED sideview mirror spotlights²
- Active park assist²
- Tailgate step²
- Smart Trailer Tow Connector²
- Twin-panel moonroof²
- BoxLink™ with premium locking cleats²
- Dynamic hitch assist²
- Stowable loading ramps²
- Adaptive cruise control and collision warning with brake support²

NEW FOR 2016

- Segment-first Pro Trailer Backup Assist™²
- SYNC® 3 voice-activated technology⁵
- F-150 LIMITED model
- XLT and LARIAT Special Edition Packages
- CNG/Propane Gaseous Engine Prep Package for 5.0L engine

ALWAYS

- Built Ford Tough®

¹6000-series aluminum alloy. ²Available feature. ³EPA-estimated gas rating: 19 city/26 hwy/22 combined mpg, 2.7L EcoBoost® 4x2. Actual mileage will vary. ⁴Maximum capacity when properly equipped. See your Ford Dealer for specific equipment and other limitations. ⁵Available feature. Driving while distracted can result in loss of vehicle control. Only use SYNC/other devices, even with voice commands, when it is safe to do so. Some features may be locked out while the vehicle is in gear. Not all features are compatible with all phones. Message and data rates may apply.



☆☆☆
5 SAFETY RATING¹
 ☆☆☆

THE SAFEST F-150 EVER.

The 2016 Ford F-150 received the government's highest safety rating for every cab configuration: a 5-Star Overall Vehicle Score!¹

To help reduce crush into the passenger compartment in certain front, side and rear impacts, a masterful mix of high-strength, military-grade, aluminum alloys works together with a unique frame structure. A patented 12-sided design in the high-strength-steel front-frame horn helps improve front-impact protection, helping dissipate crash energy. Additional through-welded crossmembers bolster side-impact protection. An extruded rocker reinforcement helps reduce cab intrusion in certain front- and side-impacts, while roof strength is reinforced by a hydroformed roof rail supported by an extruded closed-section roof bow.

First-in-class inflatable rear safety belts² for outboard occupants join 6 standard airbags to enhance driver and passenger protection. To reduce injury risk in certain collisions, the fully inflated rear safety belt distributes crash energy across 5 times more of an occupant's body than a non-inflatable safety belt.

Add to your peace of mind with the knowledge that AdvanceTrac[®] with RSC[®] (Roll Stability Control[™]) is standard on every F-150. Providing enhanced vehicle stability in a wide range of conditions, the system selectively applies individual brakes and modifies engine power to help keep all 4 wheels firmly planted.³



¹Government 5-Star Safety Ratings are part of the U.S. Department of Transportation's New Car Assessment Program (www.safercar.gov). ²Available feature. SuperCrew[®] only. ³Remember that even advanced technology cannot overcome the laws of physics. It's always possible to lose control of a vehicle due to inappropriate driver input for the conditions.

BUILT FORD TOUGH®. TO ENDURE THE MOST IMPORTANT TESTS OF ALL.

Yours. We know what you do to your trucks. At work, you punish them. Loading. Hauling. At play, you push them. Mudding. Pulling the heaviest of loads. So it's good to know you're starting with a truck that has already passed our toughest tests.

Built Ford Tough is our measure of long-lasting durability. And this is the most tested Ford F-150 ever. It's so tough, in fact, that we had to develop new ways to test it. From acidified spray to the unforgiving heat and abrasive sand of Baja, this truck's been to hell. And back.

Engineered for the long haul. F-150 endured over 10 million cumulative miles of testing before the first truck rolled off the line. We applied these same standards to the F-150 engine lineup, which has proven itself over millions of miles of harsh lab and real-world testing. The result?

Ford F-Series has more full-size pickups on the road with 250,000 or more miles than any other full-size truck.¹ So from sunrise to sunset, you can count on F-150 to tow, haul, work and play like no other. No wonder F-Series has been America's best-selling truck for 38 years.



XLT SuperCrew® 4x4. Ingot Silver. 20" aluminum wheels. Available equipment.

Try to avoid water higher than the bottom of the hubs and proceed slowly. Refer to your Owner's Manual for detailed information regarding driving through water.

¹Based on vehicle registration data and latest odometer readings available to Polk for 1992 and newer model year full-size pickups still on the road in the U.S. as of 04/01/15.

2016 **F-150**
ford.com



HIGHLY EFFICIENT. HUGE CAPABLE.

Equip the 2016 Ford F-150 with our 2.7L EcoBoost® V6¹ and a class-best gas EPA-estimated highway fuel economy rating² of 26 mpg is yours. But there's more to it than that.

This high-output, direct-injection twin-turbo

"Pocket Hercules" pumps out 325 hp and 375 lb.-ft. of torque, so you'll have up to 8,500-lb. max. towing capacity.³ Plus, up to 2,210-lb. max. payload capacity.³ It's fuel efficiency – that works.



Strength and durability come from compacted graphite iron (CGI) that forms the upper engine block and cylinders. It's the same material used in our rugged 6.7L Power Stroke® V8 Turbo Diesel engine, allowing the block to be smaller, lighter and stronger. The lower block and cylinder heads are made of aluminum to save weight.

To optimize fuel usage, Auto Start-Stop is standard with the 2.7L and can shut off the engine when the truck comes to a complete stop. When the brake is released, the engine restarts immediately. Tuned specifically for rigorous truck applications, Auto Start-Stop will not intervene when F-150 is in tow/haul mode, 4-wheel drive (4WD) and other circumstances that require the engine to drive essential accessories.



CLASS-BEST
EPA-ESTIMATED RATING



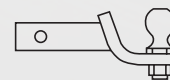
26 HWY MPG²

MAX. PAYLOAD



2,210 LBS.³

8,500 LBS.



MAX. TOWING³

XLT SuperCab 4x2. Magnetic. Available equipment.

¹Available feature. ²EPA-estimated gas rating: 19 city/26 hwy/22 combined mpg, 2.7L EcoBoost, 4x2. Actual mileage will vary. ³When properly equipped.

2016 **F-150**
ford.com



A WIDE RANGE OF POWERFUL CHOICES.

Finding smarter, more efficient ways to get the job done defines F-150. With 4 available engines, all deliver on exceptional efficiency. Without compromising capability.

2 EcoBoost® engines¹ deliver remarkably balanced performance, blending potent low-end torque with impressive efficiency. The 3.5L direct-injection, twin-turbo can tow a class-leading 12,200 lbs. The 2.7L showed its mettle early by completing the Tecate SCORE Baja 1000 off-road racecourse. Both are ready to handle whatever you throw at them. After all, Ford EcoBoost engines now power over 800,000 F-150 trucks.

By improving power-to-weight ratios from the previous generation,² each F-150 engine can devote more power to your job. But that's not all. Light-weighting helps improve their fuel efficiency as well. As does twin independent variable camshaft timing (Ti-VCT). Plus Active Grille Shutters that can close at cruising speed to reduce drag. A new sport mode on the standard 6-speed automatic transmission, and available SelectShift® capability, make that power easy to engage.

A class-exclusive CNG/Propane Gaseous Engine Prep Package readies your V8-equipped F-150 to be upfit for compressed natural gas (CNG), propane autogas, or as a bi-fuel vehicle with the ability to seamlessly switch between CNG or propane and gasoline.³

3.5L TI-VCT V6

This highly capable standard engine is designed for impressive power and durability. Twin independent variable camshaft timing (Ti-VCT) provides torque across a wide rpm range, as well as exceptional efficiency.

1,910 lbs. – Max. payload capacity⁴
7,600 lbs. – Max. towing capability⁴
282 @ 6,250 rpm – HP
253 lb.-ft. @ 4,250 rpm – Torque
18 city/25 hwy/20 combined mpg
EPA-estimated fuel economy rating⁵

3.5L ECOBOOST

For maximum capability, this direct-injection, twin-turbocharged V6 delivers 90% of its peak torque at 1,700 rpm – which holds on strong up to 5,000 rpm.

3,240 lbs. – Max. payload capacity⁴
12,200 lbs. – Max. towing capability⁴
365 @ 5,000 rpm – HP
420 lb.-ft. @ 2,500 rpm – Torque
17 city/24 hwy/20 combined mpg
EPA-estimated fuel economy rating⁵

2.7L ECOBOOST

Our most advanced EcoBoost engine, this high-output V6 features a design that delivers power and performance in a strong, smart package.

2,210 lbs. – Max. payload capacity⁴
8,500 lbs. – Max. towing capability⁴
325 @ 5,750 rpm – HP
375 lb.-ft. @ 3,000 rpm – Torque
19 city/26 hwy/22 combined mpg
EPA-estimated fuel economy rating⁵

5.0L TI-VCT V8

Mid-lock variable cam timing enhances fuel efficiency while maintaining this trusted V8's power and hearty low-end torque. Cast exhaust manifolds and a unique engine oil cooler allow for heavy-duty use and durability.

3,270 lbs. – Max. payload capacity⁴
11,100 lbs. – Max. towing capability⁴
385 @ 5,750 rpm – HP
387 lb.-ft. @ 3,850 rpm – Torque
15 city/22 hwy/18 combined mpg
EPA-estimated fuel economy rating⁵

FLEX FUEL



XLT SuperCrew® 4x4. Ingot Silver. Available equipment.

¹Available feature. ²Based on comparison of 2014 vs. 2016 torque and curb weight. ³Purchasing an F-150 upfit this way may help you qualify for state incentives related to alternative fuel use, infrastructure or vehicles. Visit afdc.energy.gov/afdc/laws for details. ⁴When properly equipped. ⁵EPA-estimated ratings for 4x2. Actual mileage will vary.

2016 F-150
ford.com



ROAD MANNERS. BY THE TRUCKLOAD.

F-150 delivers “on-road manners... far better than some cars we’ve driven,” says fourwheeler.com. Its high-strength-steel frame provides torsional rigidity. High-strength, military-grade, aluminum alloys reduce weight. And a double-wishbone, independent front suspension and optimized tuning help smooth out rough spots.

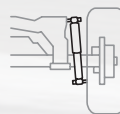
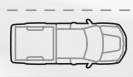
A refined brake system adds stopping confidence. Electric power-assisted steering (EPAS) supplies precise road feel. Staggered outboard rear shocks add stability. The result? A driving dynamic that inspires trust – whether the cargo bed is empty or when working.

For enhanced control going into turns, standard Curve Control¹ can sense when you’re taking a turn too fast. When it does, the system can slow the truck’s speed by as much as 10 mph in about a second to help you maintain control.

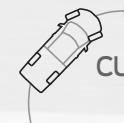
Maintain your lane with help from our Lane-Keeping System.² It can detect lane markings with a forward-facing camera, and can send vibration pulses to the steering wheel and apply steering torque, if needed, to prompt you to steer back toward center. There’s also a Driver Alert System that warns you in the message center if it detects you could use a break from driving.



LANE-KEEPING SYSTEM²



OUTBOARD REAR SHOCKS



CURVE CONTROL¹

PLATINUM SuperCrew[®] 4x4. White Platinum. Available equipment.

¹Remember that even advanced technology cannot overcome the laws of physics. It's always possible to lose control of a vehicle due to inappropriate driver input for the conditions.

²Available feature. Lane-Keeping System does not control steering. Driver-assist features are supplemental and do not replace the driver's attention, judgment and need to control the vehicle.

2016 F-150
ford.com





WE MADE IT EASY TO TAKE YOUR TURN.

Pro Trailer Backup Assist™¹ for the 2016 Ford F-150 is segment-first technology that makes the challenge of backing up a trailer easier than ever. At a crowded job site, into a garage, or almost anywhere.

Leveraging advanced camera technology with electric power-assisted steering (EPAS), Ford engineers developed this trailer backing system and tested it for almost a decade. Along the way, 5 patents have been granted and another 10 patents are pending.

To operate the system once programmed, rotate the control knob to indicate how much the system should turn the trailer. Pro Trailer Backup Assist then automatically steers the truck to turn the trailer the desired amount. The system may limit vehicle speed to enhance the comfort and control over a variety of road surfaces.

The result: less time to back up a trailer with improved confidence. It even helps trailer-towing experts back up a trailer by reducing time lost to maneuvering mistakes.

XLT SuperCrew® 4x4. Ingot Silver. Sport Appearance Package. 20" aluminum wheels. Available equipment.

¹Available feature. Driver-assist features are supplemental and do not replace the driver's attention, judgment and need to control the vehicle.

TOW MORE THAN ANYONE ELSE.

With its high-strength-steel frame, torque-heavy engines and advanced technologies, the 2016 Ford F-150 helps keep your trailer where it belongs. In line. Helping you tow more. And sweat less.

Class-best max. towing capacity of 12,200 lbs.¹ is yours when you equip Ford F-150 with the 3.5L EcoBoost[®] engine² and Max. Trailer Tow Package.

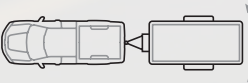
Towing confidence in every cab type is enhanced by the stabilization benefits of standard trailer sway control³ and an integrated trailer brake controller.²

To maintain a consistent speed on steep grades, lock out upper gears with the progressive range select on our 6-speed SelectShift[®] automatic transmission^{2,4} with tow/haul mode. For use when the truck is heavily loaded or when towing, which should be often with the 2016 F-150.

To prevent you from rolling back on a grade, standard hill start assist momentarily maintains brake pressure until the engine delivers enough torque to move F-150 up the hill. Trucks equipped with the trailer brake controller can automatically apply the trailer brake too.



**CLASS-BEST
MAX. TOWING**  **12,200 LBS.¹**

CONTROLS  **SWAY**


HILL START  **ASSIST**

KING RANCH[®] SuperCrew[®] 4x4. Blue Jeans/Caribou two-tone. Available equipment.

¹Maximum capacity when properly equipped. See your Ford Dealer for specific equipment and other limitations. ²Available feature. ³Remember that even advanced technology cannot overcome the laws of physics. It's always possible to lose control of a vehicle due to inappropriate driver input for the conditions. ⁴Not available with standard 3.5L Ti-VCT engine.

2016 **F-150**
ford.com





ENHANCE YOUR PRODUCTIVITY WITH SMART TECHNOLOGY.

Strategically placed cameras.¹ Ultrasonic sensors.¹ Sophisticated radar.¹ F-150 can employ them all to help you navigate a crowded job site, avoid collisions, monitor blind spots and much more.

Get a 360° view around F-150 with our class-exclusive 360-degree camera with Split-view Display.^{1,2} It works at low speeds in Forward and Reverse.

4 cameras¹ let you see all sides on the 8" color screen¹ centering the instrument panel. A front or rear view fills the left side. The 360° view is on the right. Control what you see by pushing the "camera" button above the display. Visual guides help you see how close you are to objects so that you can avoid them.

Easily line up truck and trailer thanks to the black dashed line and curved white lines of dynamic hitch assist. A Smart Trailer Tow Connector¹ provides instrument cluster alerts about trailer connection status, along with lighting and trailer battery alerts and warnings. If something needs attention, you'll know.

Monitor blind spots with BLIS® (Blind Spot Information System) with cross-traffic alert.^{1,2} An amber light in the sideview mirrors³ helps warn you when a vehicle is there.

Get a heads-up from class-exclusive adaptive cruise control and collision warning with brake support.^{1,2} It helps maintain your choice of 4 preset gaps from the vehicle in front of you. It can alert you to a potential collision by flashing a warning on the windshield and sounding an alarm. It also pre-charges the brake system.

¹Available feature. ²Driver-assist features are supplemental and do not replace the driver's attention, judgment and need to control the vehicle. ³BLIS replaces standard integrated blind spot mirrors.

HAUL MORE THAN ANYONE ELSE.

Ford F-150 carries the day. Every day. By taking weight out of the vehicle, we increased the amount you can put in it.

Best-in-class payload 2 times over. When equipped with the 5.0L V8 engine¹ and Heavy-Duty Payload Package, F-150 leads all competitors with 3,270-lb. max. payload.² A similarly equipped F-150 with the 3.5L EcoBoost[®] engine¹ is next highest with 3,240 lbs.² Carry up to 2,210 lbs.² with the 2.7L EcoBoost Payload Package.

The best pickup box access in the class makes managing that load easy. To access the 77.4 cu. ft. of cargo box volume,¹ steps on all 3 sides¹ include deployable box side steps.¹

Our class-exclusive tailgate step,¹ fully integrated inside the tailgate, is virtually invisible when not in use. The grab handle is also stored inside the tailgate, which creates a flat surface for easier loading and a convenient work surface. When needed, the step drops down in one easy motion.



**CLASS-BEST
MAX. PAYLOAD**  **3,270 LBS.²**

 **3 BOX SIZES**

BOX  **SIDE STEPS¹**

XL Regular Cab 4x4. Caribou. XL Chrome Package. Available equipment.

¹Available feature. ²When properly equipped.

2016 **F-150**
ford.com 



WITH UNMATCHED BOX FUNCTIONALITY.

In addition to class-best max. payload, innovative features make accessing and managing your load incredibly convenient in a 2016 Ford F-150.

Our industry-first remote tailgate release¹ with power remote locking opens the tailgate with your key fob. Lock, unlock and lower it, hands-free. When activated, the tailgate gradually lowers to a flat position.

LED cargo box lighting¹ smartly illuminates the cargo box with forward-facing LEDs. Turn them on, along with additional cargo lamps centered above the rear window, with a switch in the bed or on the headlamp control in the cab. The additional illumination helps you quickly find tools or other items, so you'll spend less time rummaging around and more time getting the job done. They're particularly helpful with a tonneau cover.¹

Class-exclusive BoxLink™¹ with locking cleats brings smart functionality to your pickup box. First, box sides are fortified to allow you to tie down items to the walls. Interface plates inside the box allow you to attach S hooks, E-Track™ straps and so much more. 4 removable and lockable premium cleats provide additional tie-down points to securely and flexibly tie down your cargo. You choose what's best for you.

Class-exclusive stowable loading ramps¹ help you ramp up with ease. After attaching the ramps securely to the tailgate, you can load dirt bikes and ATVs simply and easily – without having to lift them into the bed. When done, stow the ramps with the BoxLink system. You can also utilize the BoxLink interface plates when using the bed divider.¹

¹Available feature.

THE MOST LUXURIOUS F-150 EVER.

Raised lettering on the hood, and 22" aluminum wheels, announce its arrival. Power-deployable running boards extend to greet your feet. Door-sill scuff plates with backlit LIMITED lettering usher the way inside. Welcome to the new F-150 LIMITED, with more standard technology and driver convenience features than any other light-duty pickup.

Multicontour front seats with Active Motion[®] display LIMITED badging. A twin-panel moonroof covers the cab, while a VIN plate on the center console lid lets you know how unique your truck really is.

Luxurious leather trims the heated and cooled 10-way power front seats, the heated steering wheel, as well as the center console lid and shifter knob. Genuine fiddleback eucalyptus wood trim accents and aluminum appliques complement the environment, as does Black carpet flooring with unique front and rear floor mats. From here, just sit back and enjoy the ultimate expression of power and prestige. The new 2016 F-150 LIMITED.

ACTIVE MOTION SEATS



HEATED REAR SEATS



22" ALUMINUM WHEELS



POWER UP YOUR CONNECTIONS.

Voice-activated SYNC^{®1} technology helps you keep your eyes on the road and hands on the wheel. SYNC. Say the word.[®]

- **Hands-free calling** lets you make a call with a simple push of a button along with the sound of your voice.
- **Automatic phone book download** transfers the names and numbers in your compatible phone automatically, once paired.
- **Voice-activated music commands** let you say what music you want to hear and listen to it easily with voice-activated search, or say "Bluetooth[®] audio" to stream content from your phone.
- **SYNC AppLink^{™2}** lets you control some of your favorite compatible mobile apps with your voice.
- **911 Assist^{®3}** is a convenient no-charge feature that allows you to connect your compatible cell phone to help call 911 in the event of an accident.

Upgrade to SYNC 3.¹ Our next generation of voice-activated technology with an easy-to-use new design and new features.

- **New hardware meets new software** on the easy-to-read color touch screen that displays phone, audio and navigation⁴ functions on the home screen.
- **High-speed performance** means you'll experience quick reactions to your commands. Plus, the capacitive touch screen includes a convenient swipe feature similar to your smartphone (as well as pinch-to-zoom capability within navigation⁴).
- **Enhanced voice recognition** lets you talk with simple, real-world voice commands and the system responds naturally to your voice.
- **Easy destination entry** feature within navigation⁴ helps you locate your favorite restaurants, nearest ATM and more.
- **Siri[®] seamless integration** brings the power of Siri[®] Eyes Free⁵ and your iPhone^{®5} into your vehicle.
- **Automatic updates over Wi-Fi^{®6}** let you keep SYNC 3 up-to-date with the latest software as new updates become available.



| SYNC

XLT SuperCrew[®] 4x4. Special Edition Package. Black cloth with Red accents. SYNC 3. Available equipment.

¹Driving while distracted can result in loss of vehicle control. Only use SYNC/other devices, even with voice commands, when it is safe to do so. Some features may be locked out while the vehicle is in gear. Not all features are compatible with all phones. Message and data rates may apply. ²Available feature. SYNC AppLink is available on select models and compatible with select smartphone platforms. Commands may vary by phone and AppLink software. ³The vehicle's electrical system (including the battery), the wireless service provider's signal and a connected mobile phone must all be available and operating for 911 Assist to function properly. These systems may become damaged in a crash. The paired mobile phone must be connected to SYNC, and the 911 Assist feature enabled, in order for 911 to be dialed. When the feature is ON, 911 Assist uses your paired and connected mobile phone to assist occupants to contact emergency services by dialing 911 if your airbag deploys or, on certain vehicles, if the emergency fuel pump shut-off is activated. Aftermarket on-board diagnostic devices may interfere with various vehicle systems including Vehicle Health Report and 911 Assist. To avoid interference, remove the device or contact the device maker for more information on compatibility. ⁴Available feature. ⁵You must have a Bluetooth-enabled phone paired to your SYNC system. ⁶Optional Navigation System map updates cannot be received via Wi-Fi and require a separate update.

2016 F-150
ford.com





ENHANCE WORK AND PLAY.

Day and night, the advanced features of the 2016 Ford F-150 help you get more done, more easily.

Natural light from the twin-panel moonroof¹ accents standard LED lighting inside F-150. Outside, class-exclusive LED sideview mirror spotlights¹ light your work site into the night. Integrated in the mirrors, they provide needed light to set up camp or finish a job after sunset. They join quad-beam LED headlamps,¹ and LED taillamps.¹

Check individual pressure in each tire with the standard individual Tire Pressure Monitoring System.² Not only will you be notified through the productivity screen if any tire's pressure is low, but the system will tell you how low.

Enjoy easy access to it all through SuperCab rear doors that swing open 170° – with no B-pillar to obstruct entry or loading. Utilize the only standard full-flat load floor³ in the class, or convenient rear underseat storage.¹

SiriusXM® Satellite Radio¹ welcomes you to the World of SiriusXM.⁴ Enjoy more than 150 channels including commercial-free music, plus live sports, news and exclusive entertainment, with a 6-month trial subscription to the All Access package included with your new vehicle. You'll hear every channel available, plus you can listen online and on the SiriusXM app.⁴

Navigation¹ with SiriusXM Traffic and Travel Link⁴ includes a 5-year complimentary SiriusXM Traffic and Travel Link⁴ trial subscription. Global Positioning System (GPS) technology is combined with 3-D mapping and provides voice-guided turn-by-turn directions. With SiriusXM Traffic and Travel Link, you'll get detailed traffic information, plus current and forecasted weather, gas station locations and prices, sports scores and schedules, and movie theater locations with show listings and times.



2016 **F-150**
ford.com

¹Available feature. ²Excludes spare. ³On SuperCab and SuperCrew® models. ⁴SiriusXM Satellite Radio, SiriusXM Traffic and SiriusXM Travel Link subscriptions are sold separately or as a package by SiriusXM after your trial period, and are continuous until you call SiriusXM at 1-866-635-2349 to cancel. If you decide to continue service after your trial, the subscription plan you choose will automatically renew thereafter and you will be charged according to your chosen payment method at then-current rates. Fees and taxes apply. All fees and programming subject to change. See Customer Agreement for complete terms and more information at www.siriusxm.com.

GO THE DISTANCE. OFF-ROAD OR ON.

Reducing weight in a truck results in many major benefits, including improved off-road capability. A substantially lighter vehicle gets over tough terrain with less effort.

Equip your F-150 to get out there with the FX4 Off-Road Package. An electronic-locking rear differential, underbody skid plates, Hill Descent Control¹ and off-road-tuned shock absorbers get you ready for some serious, low-speed rock crawling.

Monitor all the action on the class-exclusive off-road display in the 8" productivity screen.¹ Check your truck's pitch, roll, steering angle and driveline status.

To better navigate tight spots on the trail, just utilize the 360-degree camera with Split-view Display.^{1,2} 4 cameras give you a 360° bird's-eye view around F-150, helping you maneuver down narrow off-road trails. To keep your view clear of dust and mud, the forward-facing camera includes a lens washer that's activated when the windshield washers are used.

ELECTRONIC-LOCKING  DIFFERENTIAL¹

TRACTION  CONTROL

HILL DESCENT  CONTROL¹

XLT SuperCrew® 4x4. Ingot Silver. FX4 Off-Road Package. Available equipment.

¹Available feature. ²Can only be used at speeds up to 6 mph.

2016 **F-150**
ford.com





THE MANY FACES OF TOUGH.

From the XL Sport with newly available 20" aluminum wheels¹ to the prestigious new LIMITED, there's an F-150 model that satisfies both your wants and needs. Plus, for 2016, we've added some Special Edition models to the mix.

New Special Edition Packages on XLT and LARIAT merge black and red in dramatic ways – inside and out. Black cab steps, 20" premium Tarnished Dark-painted aluminum wheels, Tarnished Dark headlamp housings and a Tarnished Dark grille cast a menacing look from the street. Inside, unique accents and finishes complement the exclusive Special Edition Black seats with Red accents.

Chrome Appearance Packages from XL to KING RANCH® bring the bling to wheels, grille, door and tailgate handles, sideview mirror caps, tow hooks and more.



Clockwise from top: LARIAT SuperCrew® 4x4, Lithium Gray, Special Edition Package. LARIAT SuperCrew, Special Edition Package. Black leather-trimmed seats with Alcantara® inserts and Red accents. XLT SuperCrew 4x4, Shadow Black, Special Edition Package. All with available equipment.

¹Available feature.

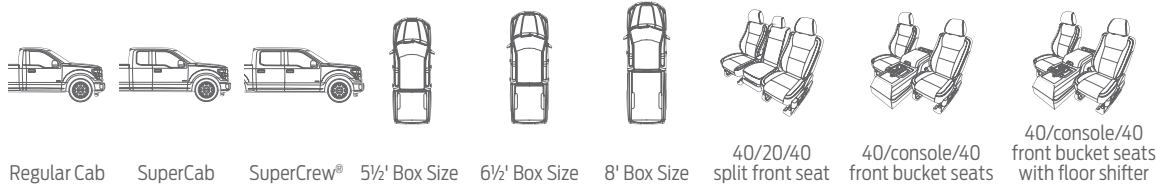
F-150 SPECIFICATIONS



From L to R: XL Regular Cab 4x2, Oxford White. XLT SuperCab 4x4, Magnetic. LARIAT SuperCrew 4x4, Blue Jeans. Available equipment.

POWERTRAINS

	3.5L Ti-VCT V6	2.7L EcoBoost® V6	5.0L Ti-VCT V8	3.5L EcoBoost
Configuration	DOHC	DOHC	DOHC	DOHC
Electronic fuel injection	Sequential multiport	Sequential direct	Sequential multiport	Sequential direct
Induction system	Naturally aspirated	Twin-turbocharged intercooled	Naturally aspirated	Twin-turbocharged intercooled
Cylinders	6	6	8	6
Cylinder head	Aluminum	Aluminum	Aluminum	Aluminum
Block material	Aluminum	Compacted graphite iron	Aluminum	Aluminum
Bore/stroke	3.64"/3.45"	3.27"/3.27"	3.63"/3.65"	3.64"/3.45"
Compression ratio	10.8:1	10.0:1	10.5:1	10.0:1
Recommended fuel	Regular unleaded or E85	Regular unleaded	Regular unleaded or E85	Regular unleaded
Transmission	6-speed auto. with tow/haul and sport modes	SelectShift® auto. with progressive range select, and tow/haul and sport modes	SelectShift auto. with progressive range select, and tow/haul and sport modes	SelectShift auto. with progressive range select, and tow/haul and sport modes



	Regular Cab	SuperCab	SuperCrew®	5 1/2' Box Size	6 1/2' Box Size	8' Box Size	40/20/40 split front seat	40/console/40 front bucket seats	40/console/40 front bucket seats with floor shifter
XL	<input type="checkbox"/>	<input type="checkbox"/>	<input type="checkbox"/>	<input type="checkbox"/>	<input type="checkbox"/>	<input type="checkbox"/>	<input checked="" type="checkbox"/>	<input type="checkbox"/>	
XLT	<input type="checkbox"/>	<input type="checkbox"/>	<input type="checkbox"/>	<input type="checkbox"/>	<input type="checkbox"/>	<input type="checkbox"/>	<input checked="" type="checkbox"/>	<input type="checkbox"/>	<input type="checkbox"/>
LARIAT		<input type="checkbox"/>	<input type="checkbox"/>	<input type="checkbox"/>	<input type="checkbox"/>	<input type="checkbox"/>	<input checked="" type="checkbox"/>		<input type="checkbox"/>
KING RANCH®			<input checked="" type="checkbox"/>	<input type="checkbox"/>	<input type="checkbox"/>				<input checked="" type="checkbox"/>
PLATINUM			<input checked="" type="checkbox"/>	<input type="checkbox"/>	<input type="checkbox"/>				<input checked="" type="checkbox"/>
LIMITED			<input checked="" type="checkbox"/>	<input checked="" type="checkbox"/>					<input checked="" type="checkbox"/>

■ Standard □ Optional

STANDARD FEATURES

Mechanical

100,000-mile tune-up interval (under normal driving conditions with routine fluid and filter changes)

Active Grille Shutter System (upper shutters with the 3.5L Ti-VCT V6 and 5.0L Ti-VCT V8 engines, upper and lower shutters with the 2.7L EcoBoost and 3.5L EcoBoost engines)

Axle – Rear, non-limited slip

Brakes – Power 4-wheel vented-disc with ABS and electronic brakeforce distribution (EBD)

Easy Fuel® capless fuel filler

Exhaust – Stainless steel exhaust system (major components)

Fail-Safe Engine Cooling System

Fuel tank – 23-gallon capacity

Fully boxed steel frame

Hill start assist

Horn – Dual-note

Jack – 2-ton mechanical

Spare tire with underframe winch with safety catch

Steering – Electric power-assisted rack-and-pinion

Suspension – Front, long-spindle, double-wishbone coil-over-shock, independent

Suspension – Gas-pressurized twin-tube front and staggered, outboard-mounted rear shock absorbers

Suspension – Rear, 2-stage variable rate leaf springs

Traction control

Trailer towing – 4-pin connector and ball-mounting provisions in rear bumper

Interior

Air conditioning

Assist/grab handles – Driver and right-front passenger

Assist/grab handles – Rear outboard positions (SuperCrew only)

Cabin air filter

Coat hooks (2)

Cupholders – Front, 2 deployable under center seat or in floor console and 1 in each front-door map pocket

Front-door map pockets

Gauges for fuel, oil pressure, transmission and engine coolant temperature; tachometer; speedometer; and odometer

Glove compartment with light

Lighting – Fade-to-off interior lighting

Lighting – Front dome/map lights

Lighting – Illuminated entry

Power outlet – 12-volt powerpoint in front

Exterior

Headlamps – Autolamp automatic on/off with rainlamp feature

Headlamps – Configurable daytime running lamps

Pickup box – Black box top and tailgate moldings

Pickup box – Stake-bed pockets

Stone guards – Black, front and rear

Tailgate – Lockable and removable

Safety & Security

Personal Safety System™ for driver and right-front passenger includes dual-stage front airbags¹, safety belt pretensioners, safety belt energy-management retractors, safety belt usage sensors, driver's seat position sensor, crash severity sensor, restraint control module and Front-Passenger Sensing System²

AdvanceTrac® with RSC® (Roll Stability Control™) and Curve Control

Airbags – Front-seat side¹

Airbags – Safety Canopy® System with side-curtain airbags¹ for all rows and rollover sensor

Alert chimes for headlamps-on, key-in-ignition and safety belt

Belt-Minder® front safety belt reminder

Brake/shift interlock

Fuel pump inertia shutoff switch

Individual Tire Pressure Monitoring System (excludes spare)

LATCH – Lower Anchors and Tether Anchors for Children

Safety belts – 3-point in front (all models) and rear (SuperCab and SuperCrew only)

SecuriLock® Passive Anti-Theft System

Side-intrusion door beams (front on all models; front and rear on SuperCrew)

SOS Post-Crash Alert System™

Spare wheel/tire lock

Trailer sway control



¹Always wear your safety belt and follow airbag warning label instructions. ²Right-front-passenger seat only.



XL SuperCab 4x4. Magnetic. XL Sport Package. 20" aluminum wheels. Available equipment.



XL SuperCab 4x4. Dark Earth Gray cloth trim. Available equipment.

Equipment Group 100A
Includes all standard features, plus:

Mechanical

3.5L Ti-VCT V6 engine and electronic 6-speed automatic transmission with tow/haul and sport modes (n/a with SuperCab 164" WB and SuperCrew® 157" WB)

2.7L EcoBoost® V6 engine with Auto Start-Stop and 6-speed SelectShift® automatic transmission with progressive range select and tow/haul and sport modes (4x2 SuperCab 164" WB and 4x2 SuperCrew 157" WB)

5.0L Ti-VCT V8 engine and 6-speed SelectShift automatic transmission with progressive range select and tow/haul and sport modes (4x4 SuperCab 164" WB and 4x4 SuperCrew 157" WB)

Electronic shift-on-the-fly (ESOF) with neutral towing capability (4x4 only)

Parking brake – Electric (3.5L Ti-VCT and 2.7L EcoBoost engines)

Parking brake – Mechanical (5.0L Ti-VCT and 3.5L EcoBoost engines)

17" Silver steel wheels

245/70R17 BSW all-season tires (4x2 only)

265/70R17 OWL all-terrain tires (4x4 only)

Seating

Front – Cloth 40/20/40 split seat with folding armrest, 2-way manual seats and 2-way adjustable head restraints

Rear – 60/40 split flip-up seat (SuperCab and SuperCrew only; one-touch flip-up)

Interior

AM/FM stereo with clock (includes 4 speakers on Regular Cab and 6 speakers on SuperCab and SuperCrew)

Climate controls – Manual single-zone

Display – 2.3" productivity screen in instrument cluster

Display – 4.2" screen with audio controls in center stack

Display – Outside temperature

Door-sill scuff plates – Black

Flooring – Black vinyl

Locks – Manual door and tailgate

Mirror – Day/night rearview

Steering column – Manual-tilt/-telescoping with manual locking

Steering wheel – Black urethane

Visors – Driver and front-passenger with passenger-side vanity mirror

Window – Rear, fixed glass with solar tint

Windows – 2nd-row fixed (SuperCab only)

Windows – Manual

Exterior

Bumper – Front, Carbon Black with Carbon Black molded upper fascia

Bumper – Rear, Carbon Black

Door and tailgate handles – Carbon Black

Grille – Carbon Black insert and surround

Headlamps – Halogen

Mirrors – Manual-folding sideview with manual glass and black mirror caps

Pickup box – 4 cargo tie-downs, black

Pickup box – Center high-mounted stop lamp with integrated cargo lamp

Tow hooks – 2 in front, black (4x4 only)

Windshield wipers – Intermittent

Available Options

Mechanical

2.7L EcoBoost V6 engine with Auto Start-Stop and 6-speed SelectShift automatic transmission with progressive range select and tow/haul and sport modes (Regular Cab 122" WB and 141" WB, SuperCab 145" WB and SuperCrew 145" WB)

3.5L EcoBoost engine and 6-speed SelectShift automatic transmission with progressive range select and tow/haul and sport modes (n/a with Regular Cab 122" WB)

5.0L Ti-VCT V8 engine and 6-speed SelectShift automatic transmission with progressive range select and tow/haul and sport modes

Axle – Rear, electronic-locking

Axle – Rear, higher ratio

Fuel tank – Extended range 36-gal. capacity (requires 101A; n/a with Regular Cab 122" WB)

Snow Plow Prep (requires 5.0L engine; 4x4 only)

Trailer brake controller (requires Class IV Trailer Hitch or Trailer Tow Package; included with Max. Trailer Tow Package)

18" Silver heavy-duty aluminum wheels (requires 101A and Heavy-Duty Payload Package)

20" machined aluminum wheels with Silver-painted pockets and 275/55R20 tires (BSW all-season on 4x2; OWL all-terrain on 4x4) (requires 101A and XL Chrome or XL Sport Package; n/a with 3.5L Ti-VCT engine)

LT245/70R17E BSW all-terrain tires (requires FX4 Off-Road Package)

Seating

Front – Cloth bucket seats with flow-through center console and steering column-mounted shifter (requires 101A; SuperCab and SuperCrew only)

Front – Vinyl 40/20/40 split seat with folding armrest

Front – Vinyl bucket seats with flow-through center console and steering column-mounted shifter (requires 101A; SuperCab and SuperCrew only)

Interior

AM/FM stereo/single-CD player with clock (includes 5 speakers on Regular Cab and 7 speakers on SuperCab and SuperCrew) and SiriusXM® Satellite Radio with 6-month All Access trial subscription (requires 101A)

Audio Upgrade with KICKER® includes 8" subwoofer with an integrated 100-watt digital amplifier (requires 101A, AM/FM stereo/single-CD player with SiriusXM Satellite Radio, and XL Chrome Package or XL Sport Package; SuperCab and SuperCrew only)

All-weather floor mats (requires 101A and color-coordinated carpet with carpeted floor mats)

Flooring – Color-coordinated carpet with carpeted floor mats (requires 101A)

Power outlets – 110-volt/400-watt (1 on center stack with 40/20/40 front seat; 1 additional on back of center console with front bucket seats with flow-through center console; requires 101A; SuperCab and SuperCrew only)

Smoker's Pack with ash cup/coin holder

Window – Rear, power-sliding with privacy tint and defroster (requires 101A; SuperCab and SuperCrew only)

Exterior

Bed divider (requires BoxLink™; n/a with stowable loading ramps)

Bedliner – Plastic drop-in

Bedliner – Tough Bed® spray-in bedliner

Box side steps

BoxLink with 4 premium locking cleats (included with 101A)

Cab steps – Black platform running boards

Cab steps – Black step bars (requires 100A; Regular Cab only)

Fog lamps (requires 101A)

Ford Telematics™ powered by Telogis®¹ with 1 year of service

Front license plate bracket (standard where required)

Mirrors – Manual-folding sideview with power, heated glass, integrated turn signal indicators, high-intensity LED security approach lamps, LED spotlights, driver's side auto-dimming feature, and black mirror caps (requires 101A)

Mirrors – Manual-folding/-telescoping trailer tow with manual glass and black mirror caps (requires 100A and Trailer Tow Package or Max. Trailer Tow Package; n/a with 3.5L Ti-VCT engine or Regular Cab 122" WB)

Mirrors – Manual-folding/-telescoping trailer tow with power, heated glass, integrated turn signal indicators, high-intensity LED security approach lamps, LED spotlights, and black mirror caps (requires 101A and Trailer Tow Package or Max. Trailer Tow Package; n/a with 3.5L Ti-VCT engine or Regular Cab 122" WB)

Rear view camera with dynamic hitch assist (requires 101A)

Reverse Sensing System (requires Class IV Trailer Hitch, Trailer Tow Package, or Max. Trailer Tow Package)

Skid plates – Front differential, transfer case and fuel tank (requires 101A; 4x4 only)

Stowable loading ramps (requires BoxLink; n/a with bed divider or tonneau cover)

Tailgate step with step, grab bar and tailgate lift assist

Tonneau cover – Hard-folding by Advantage¹ (n/a with stowable load ramps)

Tonneau cover – Soft-folding by Advantage¹ (n/a with stowable load ramps)

Available Equipment Group

Equipment Group 101A – Power Equipment Group includes power door locks with autolock; power tailgate lock; Remote Keyless Entry System with 2 integrated keyhead transmitter remotes; power windows; manual-folding sideview mirrors with power glass; Illuminated Entry System; MyKey®; and perimeter alarm + AM/FM stereo/single-CD player with clock (includes 4 speakers on Regular Cab and 6 speakers on SuperCab and SuperCrew) + cruise control + 4.2" productivity screen in instrument cluster + SYNC® Enhanced Voice Recognition Communications and Entertainment System with 911 Assist®, AppLink™ and 1 smart-charging USB port + BoxLink with 4 premium locking cleats

¹Ford Licensed Accessory.





XLT SuperCrew 4x4. Caribou. XLT Chrome Package. Available equipment. XLT SuperCrew 4x4. Medium Earth Gray cloth trim. Available equipment.



Equipment Group 300A

Includes select XL features, plus:

Mechanical

17" Silver-painted aluminum wheels

Seating

Front – 40/20/40 split seat with folding armrest and storage, and 4-way adjustable head restraints

Front – Driver and passenger manual lumbar

Interior

AM/FM stereo/single-CD player with clock (includes 4 speakers on Regular Cab and 6 speakers on SuperCab and SuperCrew®)

SYNC® Enhanced Voice Recognition Communications and Entertainment System with 911 Assist,® Applink™ and 1 smart-charging USB port

Accessory delay for power features

Auxiliary audio input jack

Cruise control

Display – Compass

Door-sill scuff plates – Color-coordinated

Driver and right-front-passenger seat back map pockets

Flooring – Color-coordinated carpet

Flooring – Color-coordinated carpeted floor mats

Locks – Power door with autolock and power tailgate

MyKey®

Overhead console with storage bins and map lights (SuperCab and SuperCrew only)

Visors – Driver and front-passenger with covered vanity mirrors

Window – Rear, fixed glass with privacy tint

Windows – Power with front one-touch-up/down feature

Exterior

BoxLink™ with 4 premium locking cleats

Bumper – Front, chrome with body-color upper fascia

Bumper – Rear, chrome

Fog lamps

Grille – Chrome insert and surround with black mesh

Mirrors – Manual-folding sideview with power glass and black mirror caps

SecuriCode™ keyless entry keypad

Safety & Security

Illuminated Entry System

Perimeter anti-theft alarm

Remote Keyless Entry System with 2 integrated keyhead transmitter remotes with panic button

Available Options

Mechanical

2.7L EcoBoost® V6 engine with Auto Start-Stop and 6-speed SelectShift® automatic transmission with progressive range select and tow/haul and sport modes (Regular Cab 122" WB and 141" WB, SuperCab 145" WB and SuperCrew 145" WB)

3.5L EcoBoost engine and 6-speed SelectShift automatic transmission with progressive range select and tow/haul and sport modes (n/a with Regular Cab 122" WB)

5.0L Ti-VCT V8 engine and 6-speed SelectShift automatic transmission with progressive range select and tow/haul and sport modes

Axle – Rear, electronic-locking

Axle – Rear, higher ratio

Fuel tank – Extended range 36-gal. capacity (requires 301A or 302A; n/a with Regular Cab 122" WB)

Pro Trailer Backup Assist™ with trailer hookup lamp, rear view camera, and 4.2" productivity screen in instrument cluster (requires Class IV Trailer Hitch; included with Trailer Tow Package and Max. Trailer Tow Package)

Snow Plow Prep (requires 5.0L engine; 4x4 only)

Trailer brake controller (requires Class IV Trailer Hitch or Trailer Tow Package; included with Max. Trailer Tow Package)

20" chrome-like PVD wheels with 275/55R20 tires (BSW all-season on 4x2; OWL all-terrain on 4x4) (requires 301A or 302A, and XLT Chrome Package; SuperCab and SuperCrew only; n/a with 3.5L Ti-VCT engine)

20" 6-spoke premium painted aluminum wheels with 275/55R20 BSW tires (all-season on 4x2; all-terrain on 4x4) (requires 301A or 302A, and XLT Sport Package; SuperCab and SuperCrew only)

20" machined aluminum wheels with Silver-painted pockets and 275/55R20 tires (BSW all-season on 4x2; OWL all-terrain on 4x4) (requires 301A; SuperCab and SuperCrew only; n/a with 3.5L Ti-VCT engine, XLT Chrome Package or XLT Sport Package)

LT245/70R17E BSW all-terrain tires (requires 301A and FX4 Off-Road Package)

LT275/65R18C OWL all-terrain tires (requires 301A or 302A, FX4 Off-Road Package, and XLT Chrome or XLT Sport Package; SuperCab or SuperCrew only)

Seating

Front – Cloth bucket seats with flow-through center console and steering column-mounted shifter (SuperCab and SuperCrew only)

Interior

SYNC 3 with 8" color LCD touch screen in center stack with swiping capability, 911 Assist, Applink and 2 smart-charging USB ports; and 4.2" productivity screen in instrument cluster (requires 301A; included with 302A)

Voice-activated Navigation System with pinch-to-zoom capability, and integrated SiriusXM® Traffic and Travel Link® services with 5-year subscription (requires 301A or 302A, SYNC 3, and rear-window defroster)

Audio Upgrade by KICKER® includes 8" subwoofer with an integrated 100-watt digital amplifier (requires 301A or 302A, and XLT Chrome Package or XLT Sport Package; SuperCab and SuperCrew only)

All-weather floor mats (n/a with black vinyl flooring)

Flooring – Black vinyl (requires 300A or 301A)

Power outlets – 110-volt/400-watt (1 on center stack with 40/20/40 front seat; 1 additional on back of center console with front bucket seats with flow-through center console; included with 302A; SuperCab and SuperCrew only)

Smoker's Pack with ash cup/coin holder

Window – Rear, power-sliding with privacy tint and defroster (requires 301A; included with 302A; SuperCab and SuperCrew only)

Exterior

Bed divider (n/a with stowable loading ramps)

Bedliner – Plastic drop-in

Bedliner – Tough Bed® spray-in bedliner

BLIS® (Blind Spot Information System) with cross-traffic alert (requires 302A; n/a with trailer tow mirrors)

Box side steps (requires 301A or 302A)

Cab steps – Black platform running boards (requires 300A or 301A; n/a with XLT Chrome Package or XLT Sport Package)

Cab steps – Chrome step bars (requires 301A; SuperCab and SuperCrew only; n/a with XLT Sport Package)

Ford Telematics™ powered by Telogis®¹ with 1 year of service

Front license plate bracket (standard where required)

LED sideview mirror spotlights with high-intensity LED security approach lamps (requires 301A or 302A)

Mirrors – Manual-folding sideview with power, heated glass, integrated turn signal indicators, driver's side auto-dimming feature, and black mirror caps (includes auto-dimming rearview mirror; included with 301A and 302A)

Mirrors – Manual-folding/-telescoping trailer tow with power, heated glass, integrated turn signal indicators, high-intensity LED security approach lamps, LED spotlights, and black mirror caps (requires Trailer Tow Package or Max. Trailer Tow Package; n/a with 3.5L Ti-VCT engine or Regular Cab 122" WB)

Moonroof – Single-panel (requires 301A or 302A and power-sliding rear window; SuperCab only)

Moonroof – Twin-panel (requires 301A or 302A and power-sliding rear window; SuperCrew only)

Pickup box – LED box lighting (requires 301A; included with 302A)

Rear view camera with dynamic hitch assist (included with 301A and 302A)

Remote Start System (requires 301A; included with 302A)

Reverse Sensing System (requires Class IV Trailer Hitch, Trailer Tow Package, or Max. Trailer Tow Package; included with 302A)

Stowable bed extender (requires 301A or 302A)

Stowable loading ramps (n/a with bed divider or tonneau cover)

Tailgate step with step, grab bar and tailgate lift assist (requires 301A or 302A)

Tonneau cover – Hard-folding by Advantage¹ (n/a with stowable load ramps)

Tonneau cover – Soft-folding by Advantage¹ (n/a with stowable load ramps)

Two-tone paint (requires 301A or 302A; n/a with XLT Sport Package)

Wheel-well liners, rear (requires 301A or 302A, and XLT Chrome Package or XLT Sport Package)

Safety & Security

Inflatable rear safety belts in rear outboard seating positions (requires 301A or 302A; SuperCrew only)

Available Equipment Groups

Equipment Group 301A – Class IV Trailer Hitch (required for towing up to 5,000 lbs.) includes 4-pin/7-pin wiring harness, and Smart Trailer Tow Connector + fixed rear window glass with privacy tint and defroster + 8-way power driver's seat with power lumbar + 4.2" productivity screen in instrument cluster + manual-folding sideview mirrors with power, heated glass, integrated turn signal indicators, driver's side auto-dimming feature, and black mirror caps + auto-dimming rearview mirror + leather-wrapped steering wheel + rear view camera with dynamic hitch assist + power-adjustable pedals + rear underseat storage (SuperCab and SuperCrew only) + SiriusXM Satellite Radio with 6-month All Access trial subscription (includes 5 speakers on Regular Cab and 7 speakers on SuperCab and SuperCrew)

Equipment Group 302A – (SuperCab and SuperCrew only) includes all content of 301A + **XLT Chrome Package** includes chrome billet-style grille and surround with black mesh insert, chrome front tow hooks (4x4), 18" chrome-like PVD wheels, 265/60R18 BSW all-season tires (4x2), 275/65R18 OWL all-terrain tires (4x4), chrome door and tailgate handles, 5" chrome cab steps, and chrome exhaust tip + SYNC 3 with 8" color LCD touch screen in center stack with swiping capability, 911 Assist, Applink and 2 smart-charging USB ports + Remote Start System + Reverse Sensing System + 10-way power, heated driver and front-passenger seats + 110-volt/400-watt power outlet on center stack + power-sliding rear window with privacy tint and defroster + LED box lighting

¹Ford Licensed Accessory.

LARIAT



LARIAT SuperCrew 4x4. Ingot Silver. LARIAT Chrome Package. Available equipment.



LARIAT SuperCrew 4x4. Medium Light Camel leather trim. SYNC 3. Available equipment.

Equipment Group 500A

Includes select XLT features, plus:

Mechanical

2.7L EcoBoost® V6 engine with Auto Start-Stop and 6-speed SelectShift® automatic transmission with progressive range select and tow/haul and sport modes (SuperCab 145" WB, SuperCrew® 145" WB, 4x2 SuperCab 164" WB and 4x2 SuperCrew 157" WB)

5.0L Ti-VCT V8 engine and 6-speed SelectShift automatic transmission with progressive range select and tow/haul and sport modes (4x4 SuperCab 164" WB and 4x4 SuperCrew 157" WB)

2-speed automatic 4WD with neutral towing capability (4x4 only)

Trailer towing – Class IV Trailer Hitch (required for towing up to 5,000 lbs.), 4-pin/7-pin wiring harness and Smart Trailer Tow Connector

18" machined aluminum wheels with Silver-painted pockets

265/60R18 BSW all-season tires (4x2 only)

275/65R18 OWL all-terrain tires (4x4 only)

Seating

Front – Leather-trimmed, heated and cooled 10-way power-adjustable driver and right-front-passenger seats with power lumbar and memory driver's seat

Front – Storage under center seat

Rear – 60/40 split flip-up rear seat with leather seating surfaces, underseat storage, and folding armrest with cupholders (SuperCrew)

Rear – 60/40 split flip-up rear seat with underseat storage (SuperCab)

Interior

SYNC® 3 with 8" color LCD touch screen in center stack with swiping capability, 911 Assist®, AppLink™ and 2 smart-charging USB ports; and 8" productivity screen in instrument cluster

SiriusXM® Satellite Radio with 6-month All Access trial subscription

Ambient lighting

Dual-zone electronic automatic temperature control

Intelligent Access with push-button start

Mirror – Auto-dimming rearview

Overhead console with storage bins, map lights, and rear window controls

Power-adjustable accelerator and brake pedals with memory

Steering wheel – Black leather-wrapped with audio controls

Visors – Driver and front-passenger with covered, illuminated vanity mirrors

Window – Rear, power-sliding with privacy tint and defroster

Woodgrain interior trim accents

Exterior

Advanced Security Pack includes SecurILock® Passive Anti-Theft System and InclinatioN/Intrusion Sensors

Door and tailgate handles – Body-color

Grille – Chrome 3-bar-style insert and surround with black mesh

Mirrors – Power-folding sideview with power, heated glass, memory, integrated turn signal indicators, high-intensity LED security approach lamps, driver's side auto-dimming feature, and body-color mirror caps

Pickup box – LED box lighting

Rear view camera with Dynamic Hitch Assist

Wheel-lip moldings – Body-color

Available Options

Mechanical

3.5L EcoBoost engine and 6-speed SelectShift automatic transmission with progressive range select and tow/haul and sport modes

5.0L Ti-VCT V8 engine and 6-speed SelectShift automatic transmission with progressive range select and tow/haul and sport modes

Axle – Rear, electronic-locking

Axle – Rear, higher ratio

Fuel tank – Extended range 36-gal. capacity

Pro Trailer Backup Assist™ with trailer hookup lamp

Snow Plow Prep (requires 500A or 501A, and 5.0L engine; 4x4 only; electronic shift-on-the-fly [ESOF] replaces 2-speed automatic 4WD)

Trailer brake controller (requires Class IV Trailer Hitch or Trailer Tow Package; included with Max. Trailer Tow Package)

20" chrome-like PVD wheels with 275/55R20 tires (BSW all-season on 4x2; OWL all-terrain on 4x4) (requires 501A or 502A, and LARIAT Chrome Package; n/a with 2.7L EcoBoost engine)

20" 6-spoke premium painted aluminum wheels with 275/55R20 BSW tires (all-season on 4x2; all-terrain on 4x4) (requires 501A or 502A and LARIAT Sport Package; n/a with 2.7L EcoBoost engine)

20" machined aluminum wheels with Silver-painted pockets and 275/55R20 tires (BSW all-season on 4x2; OWL all-terrain on 4x4) (requires 501A; n/a with 2.7L EcoBoost engine, LARIAT Chrome Package or LARIAT Sport Package)

LT275/65R18C OWL all-terrain tires (requires FX4 Off-Road Package)

Seating

Front – Leather-trimmed heated and cooled 10-way power-adjustable bucket seats with power lumbar, memory driver's seat and flow-through center console with floor shifter (requires 500A with 2.7L EcoBoost or 501A; included with 502A)

Interior

Audio System from Sony® with HD Radio™ single-CD player and 10 speakers (requires 501A; included with 502A)

Voice-activated Navigation System with pinch-to-zoom capability, and integrated SiriusXM Traffic and Travel Link® services with 5-year subscription (included with 502A)

All-weather floor mats

Power outlets – 110-volt/400-watt (1 on center stack with 40/20/40 front seat; 1 additional on back of center console with front bucket seats with flow-through center console; included with 501A and 502A)

Smoker's Pack with ash cup/coin holder

Exterior

Active park assist (requires 502A, Technology Package, and adaptive cruise control and collision warning with brake support)

Adaptive cruise control and collision warning with brake support (requires 502A)

Bed divider (n/a with stowable load ramps)

Bedliner – Plastic drop-in

Bedliner – Tough Bed® spray-in bedliner

Box side steps

Cab steps – Chrome angular

Cab steps – Power-deployable running boards (requires 502A; SuperCrew only)

Ford Telematics™ powered by Telogis®¹ with 1 year of service

Front license plate bracket (standard where required)

LED sideview mirror spotlights with high-intensity LED security approach lamps (included with 501A and 502A)

Mirrors – PowerScope® power-telescoping/-folding trailer tow with power, heated glass, integrated turn signal indicators, high-intensity LED security approach lamps, LED spotlights, and black mirror caps (requires Trailer Tow Package or Max. Trailer Tow Package)

Moonroof – Single-panel (requires 501A or 502A; SuperCab only)

Moonroof – Twin-panel (requires 501A or 502A; SuperCrew only)

Reverse Sensing System (included with 501A and 502A)

Stowable bed extender (requires 501A or 502A)

Stowable loading ramps (n/a with bed divider or tonneau cover)

Tailgate step with step, grab bar and tailgate lift assist

Tonneau cover – Hard-folding by Advantage¹ (n/a with stowable load ramps)

Tonneau cover – Soft-folding by Advantage¹ (n/a with stowable load ramps)

Two-tone paint includes accent-color bumpers and wheel-lip moldings (requires 501A or 502A; n/a with LARIAT Sport Package)

Wheel-well liners, rear (requires 501A or 502A, and LARIAT Chrome Package or LARIAT Sport Package)

Safety & Security

Inflatable safety belts in rear outboard seating positions (requires 501A or 502A; SuperCrew only)

Available Equipment Groups

Equipment Group 501A – BLIS® (Blind Spot Information System) with cross-traffic alert + Remote Start System with remote tailgate release + Reverse Sensing System + power-folding sideview mirrors with power, heated glass, memory, integrated turn signal indicators, high-intensity LED security approach lamps, LED spotlights, driver's side auto-dimming feature, and body-color mirror caps + 110-volt/400-watt power outlet on center stack + universal garage door opener

Equipment Group 502A (n/a with SuperCab 164" WB) – Includes all content of 501A + **LARIAT Chrome Package** includes chrome 3-bar grille, surround and mesh insert, chrome front tow hooks (4x4), 18" chrome-like PVD wheels, chrome door handles and tailgate handles, chrome mirror caps, chrome angular cab steps, and chrome exhaust tip + heated and cooled 10-way power-adjustable front bucket seats with power lumbar, memory driver's seat and flow-through center console with floor shifter + heated rear outboard seats (SuperCrew only) + 100-volt/400-watt power outlet on back of center console + Audio System from Sony with HD Radio, single-CD player, 10 speakers and subwoofer + voice-activated Navigation System with pinch-to-zoom capability, and integrated SiriusXM Traffic and Travel Link services with 5-year subscription + power-tilt/-telescoping steering column with memory and electronic locking + heated steering wheel + high-intensity quad beam LED headlamps with auto high beams + LED taillamps + rain-sensing windshield wipers

¹Ford Licensed Accessory.





KING RANCH SuperCrew® 4x4. Green Gem. KING RANCH Monochromatic Paint Package. Available equipment.

KING RANCH SuperCrew 4x4. Antiqued Mesa Brown leather trim. Available equipment.

Equipment Group 600A
Includes select LARIAT features, plus:

Mechanical

5.0L Ti-VCT V8 engine and 6-speed SelectShift® automatic transmission with progressive range select and tow/haul and sport modes

Trailer brake controller

18" machined aluminum wheels with Silver-painted pockets and KING RANCH logo center caps

Seating

Antiqued Mesa Brown leather-trimmed seats

Front – Bucket seats with flow-through center console and floor shifter

Rear – Heated outboard seats

Interior

Audio System from Sony® with HD Radio™, single-CD player, 10 speakers and subwoofer

Voice-activated Navigation System with pinch-to-zoom capability, and integrated SiriusXM® Traffic and Travel Link® services with 5-year subscription

Center console – Flow-through with antiqued Mesa Brown leather-trimmed lid and floor shifter knob

Cupholders – 4 in flow-through center console

Door-sill scuff plates – Metallic insert with KING RANCH lettering and running "W" logo

Flooring – Front and rear carpeted floor mats with KING RANCH logo

Genuine Khaya wood interior trim accents

Power outlets – 110-volt/400-watt (1 on center stack and 1 on back of center console)

Steering column – Power-tilt/-telescoping with memory and electronic locking

Steering wheel – Antiqued Mesa Brown leather-wrapped with heat

Universal garage door opener

Exterior

Bumper – Front, Caribou with chrome insert and body-color upper fascia

Bumper – Rear, Caribou

Cab steps – Caribou 6" angular

Exhaust tip – Chrome

Grille – Chrome 3-bar insert and surround with accent-color mesh

Headlamps – Quad beam LED

KING RANCH door and tailgate badges

Mirrors – Power-folding sideview with power, heated glass, memory, integrated turn signal indicators, high-intensity LED security approach lamps, LED spotlights, driver's side auto-dimming feature, and body-color mirror caps

Pickup box – LED center high-mounted stop lamp with integrated cargo lamp

Remote Start System

Reverse Sensing System

Tailgate – Remote release with power lock

Taillamps – LED

Two-tone paint with Caribou lower accent color

Wheel-lip moldings – Caribou

Available Options

Mechanical

3.5L EcoBoost® engine and 6-speed SelectShift automatic transmission with progressive range select and tow/haul and sport modes

Axle – Rear, electronic-locking

Axle – Rear, higher ratio

Fuel tank – Extended range 36-gal. capacity Pro Trailer Backup Assist™ with trailer hookup lamp

20" machined aluminum wheels with Light Caribou-painted pockets and 275/55R20 tires (BSW all-season on 4x2; OWL all-terrain on 4x4) (included with 601A)

LT275/65R18C OWL all-terrain tires (requires 600A and FX4 Off-Road Package)

Interior

All-weather floor mats

Smoker's Pack with ash cup/coin holder

Exterior

Active park assist (requires 601A, Technology Package, and adaptive cruise control and collision warning with brake support)

Adaptive cruise control and collision warning with brake support (requires 601A)

Bed divider (n/a with stowable load ramps)

Bedliner – Plastic drop-in

Bedliner – Tough Bed® spray-in bedliner

Box side steps

Ford Telematics™ powered by Telogis®¹ with 1 year of service (requires 600A)

Front license plate bracket (standard where required)

Mirrors – PowerScope® power-telescoping/-folding trailer tow with power, heated glass, integrated turn signal indicators, high-intensity LED security approach lamps, LED spotlights, driver's side auto-dimming feature, and chrome mirror caps (requires Trailer Tow Package or Max. Trailer Tow Package)

Moonroof – Twin-panel

Stowable bed extender

Stowable loading ramps (n/a with bed divider or tonneau cover)

Tailgate step with step, grab bar and tailgate lift assist (included with 601A)

Tonneau cover – Hard-folding by Advantage¹ (n/a with stowable load ramps)

Tonneau cover – Soft-folding by Advantage¹ (n/a with stowable load ramps)

Wheel-well liners, rear

Available Equipment Group

Equipment Group 601A – Tailgate step with step, grab bar and tailgate lift assist + BLIS® (Blind Spot Information System) with cross-traffic alert + multicontour front bucket seats + inflatable rear safety belts in rear outboard seating positions + power-deployable running boards + auto high beams + rain-sensing windshield wipers + 20" machined aluminum wheels with Light Caribou-painted pockets + 275/55R20 BSW all-season tires (4x2) or 275/55R20 OWL all-terrain tires (4x4)



¹Ford Licensed Accessory.

PLATINUM



PLATINUM SuperCrew® 4x4. Ruby Red. Available equipment.

PLATINUM SuperCrew 4x4. Brunello luxury leather trim. SYNC® 3. Available equipment.

Equipment Group 700A
Includes select LARIAT features, plus:

Mechanical

5.0L Ti-VCT V8 engine and 6-speed SelectShift® automatic transmission with progressive range select and tow/haul and sport modes

Trailer brake controller

20" polished aluminum wheels

275/55R20 BSW all-season tires (4x2 only)

275/55R20 BSW all-terrain tires (4x4 only)

Seating

Front – Multicontour seats with Active Motion® and PLATINUM logo on seat backs

Rear – Heated outboard seats

Rear – Inflatable safety belts in rear outboard seating positions

Interior

Audio System from Sony® with HD Radio™ single-CD player, 10 speakers and subwoofer

Voice-activated Navigation System with pinch-to-zoom capability, and integrated SiriusXM® Traffic and Travel Link® services with 5-year subscription

Aluminum appliques on center panel and console

Center console – Flow-through with leather-trimmed lid and floor shifter with leather-wrapped knob

Door-sill scuff plates – Metallic insert with PLATINUM lettering

Flooring – Premium carpeted floor mats

Genuine Figured Eucalyptus wood interior trim accents

Power outlets – 110-volt/400-watt (1 on center stack and 1 on back of center console)

Steering column – Power-tilt/-telescoping with memory and electronic locking

Steering wheel – Heated

Universal garage door opener

Exterior

BLIS® (Blind Spot Information System) with cross-traffic alert

Bright beltline moldings

Bumper – Front, body-color with chrome insert and body-color upper fascia

Bumper – Rear, body-color

Cab steps – Power-deployable running boards

Door and tailgate handles – Chrome

Exhaust tip – Chrome

Grille – Satin-aluminum-finish 3-bar insert with chrome accents, satin-finish surround and bright mesh

Headlamps – Quad beam LED with auto high beams

Mirrors – Power-folding sideview with power, heated glass, memory, integrated turn signal indicators, high-intensity LED security approach lamps, LED spotlights, driver's side auto-dimming feature, and chrome mirror caps

Pickup box – LED center high-mounted stop lamp with integrated cargo lamp

PLATINUM fender badges

Remote Start System

Reverse Sensing System

Tailgate – Remote release with power lock

Tailgate – Satin-aluminum-finish appliqué with PLATINUM lettering

Taillamps – LED

Tow hooks – 2 in front, chrome (4x4 only)

Windshield wipers – Rain-sensing

Available Options

Mechanical

3.5L EcoBoost® engine and 6-speed SelectShift automatic transmission with progressive range select and tow/haul and sport modes

Axle – Rear, electronic-locking

Axle – Rear, higher ratio

Fuel tank – Extended range 36-gal. capacity

Pro Trailer Backup Assist™ with trailer hookup lamp

Interior

All-weather floor mats

Smoker's Pack with ash cup/coin holder

Exterior

Active park assist (requires 701A)

Bed divider (n/a with stowable loading ramps)

Bedliner – Plastic drop-in

Bedliner – Tough Bed® spray-in bedliner

Box side steps

Front license plate bracket (standard where required)

Mirrors – PowerScope® power-telescoping/-folding trailer tow with power, heated glass, integrated turn signal indicators, high-intensity LED security approach lamps, LED spotlights, and chrome mirror caps (requires Trailer Tow Package or Max. Trailer Tow Package)

Moonroof – Twin-panel

Stowable bed extender

Stowable loading ramps (n/a with bed divider or tonneau cover)

Tailgate step with step, grab bar and tailgate lift assist (included with 701A)

Tonneau cover – Hard-folding by Advantage¹ (n/a with stowable load ramps)

Tonneau cover – Soft-folding by Advantage¹ (n/a with stowable load ramps)

Wheel-well liners, rear

Available Equipment Group

Equipment Group 701A – Technology Package includes Lane-Keeping System and 360-degree camera with Split-view Display and dynamic hitch assist + adaptive cruise control and collision warning with brake support + tailgate step with step, grab bar and tailgate lift assist



LIMITED



LIMITED SuperCrew® 4x4. White Platinum. Available equipment.

LIMITED SuperCrew 4x4. Mojave Luxury leather trim. SYNC® 3. Available equipment.

Equipment Group 900A
Includes select LARIAT features, plus:

Mechanical

3.5L EcoBoost® engine and 6-speed SelectShift® automatic transmission with progressive range select and tow/haul and sport modes

Trailer brake controller

22" polished aluminum wheels

275/45R22 BSW all-season tires

Seating

Front – Multicontour seats with Active Motion® and LIMITED badge on seat backs

Rear – Heated outboard seats

Rear – Inflatable safety belts in rear outboard seating positions

Interior

Audio System from Sony® with HD Radio™, single-CD player, 10 speakers and subwoofer

Voice-activated Navigation System with pinch-to-zoom capability, and integrated SiriusXM® Traffic and Travel Link® services with 5-year subscription

Adaptive cruise control and collision warning with brake support

Aluminum appliqué on center panel and console

Center console – Flow-through with leather-trimmed lid with VIN plate and floor shifter with leather-wrapped knob

Door-sill scuff plates – Metallic insert with illuminated LIMITED lettering

Flooring – Premium carpeted floor mats

Genuine Fiddleback Eucalyptus wood interior trim accents

Power outlets – 110-volt/400-watt (1 on center stack and 1 on back of center console)

Steering column – Power-tilt/-telescoping with memory and electronic locking

Steering wheel – Heated

Technology Package includes Lane-Keeping System and 360-degree camera with Split-view Display and dynamic hitch assist

Universal garage door opener

Exterior

BLIS® (Blind Spot Information System) with cross-traffic alert

Bright beltline moldings

Bumper – Front, body-color with chrome insert and body-color upper fascia

Bumper – Rear, body-color

Cab steps – Power-deployable running boards

Door and tailgate handles – Satin aluminum

Exhaust tip – Satin aluminum

Grille – Satin-aluminum-finish 3-bar insert with chrome surround and black mesh

Headlamps – Quad-beam LED with auto high beams

Mirrors – Power-folding sideview with power, heated glass, memory, integrated turn signal indicators, high-intensity LED security approach lamps, LED spotlights, driver's side auto-dimming feature, and body-color mirror caps

Moonroof – Twin-panel

Pickup box – LED center high-mounted stop lamp with integrated cargo lamp

LIMITED hood lettering

Remote Start System

Reverse Sensing System

Tailgate – Remote release with power lock

Tailgate – Satin-aluminum-finish appliqué with bright chrome LIMITED lettering

Taillamps – LED

Tow hooks – 2 in front, chrome (4x4 only)

Windshield wipers – Rain-sensing

Available Options

Mechanical

Axle – Rear, electronic-locking

Axle – Rear, higher-ratio

Fuel tank – Extended-range 36-gal. capacity

Pro Trailer Backup Assist™ with trailer hookup lamp

Interior

All-weather floor mats

Smoker's Pack with ash cup/coin holder

Exterior

Active park assist

Bed divider (n/a with stowable load ramps)

Bedliner – Plastic drop-in

Bedliner – Tough Bed® spray-in bedliner

Box side steps

Front license plate bracket (standard where required)

Stowable bed extender

Stowable loading ramps (n/a with bed divider or tonneau cover)

Tailgate step with step, grab bar and tailgate lift assist

Tonneau cover – Hard-folding by Advantage¹ (n/a with stowable load ramps)

Tonneau cover – Soft-folding by Advantage¹ (n/a with stowable load ramps)

Wheel-well liners, rear



PACKAGES



XL SuperCab 4x2, Blue Flame. XL Chrome Package. Available equipment. XLT SuperCrew 4x4. Magnetic. FX4 Off-Road Package and XLT Sport Package. Available equipment.

XL Appearance

XL Chrome Package (requires 101A; n/a with XL Sport Package or Heavy-Duty Payload Package) includes chrome front bumper with body-color upper fascia, chrome rear bumper, fog lamps, and 17" Silver-painted aluminum wheels

XL Sport Package (requires 101A; n/a with XL Chrome Package or Heavy-Duty Payload Package) includes body-color front bumper and upper fascia, body-color rear bumper, fog lamps, 17" Silver-painted aluminum wheels, and SPORT box decals (decals not included when ordered with the FX4 Off-Road Package)

XLT Appearance

XLT Chrome Package (requires 301A; included with 302A; SuperCab and SuperCrew® only; n/a with XLT Sport Package or Heavy-Duty Payload Package) includes chrome billet-style grille and surround with black mesh insert, chrome front tow hooks (4x4), 18" chrome-like PVD wheels, 265/60R18 BSW all-season tires (4x2), 275/65R18 OWL all-terrain tires (4x4), chrome door handles with body-color bezels, chrome tailgate handle with black bezel, 5" chrome cab steps, and chrome exhaust tip

XLT Special Edition Package (requires XLT Sport Package; restrictions apply) includes Tarnished Dark-painted grille with black mesh insert; 20" premium Tarnished Dark-painted aluminum wheels; 275/55R20 BSW all-season tires (4x2); 275/55R20 BSW all-terrain tires (4x4); 6" black tubular step bars; Tarnished Dark headlamp housings; unique bodyside and hood decals; unique fender and tailgate badges; unique black Sport cloth seats with red accents; unique red stitching on steering wheel and center console lid; unique finish on instrument panel and door trim; and Tarnished Dark interior accents

XLT Sport Package (requires 301A or 302A; SuperCab and SuperCrew only; n/a with 3.5L Ti-VCT engine, SuperCab 164" WB, XLT Chrome Package, or Heavy-Duty Payload Package) includes Black billet-style grille with body-color surround and black mesh insert; body-color bumpers, front upper fascia, door handles and wheel-lip moldings; body-color tailgate handle with black bezel; 18" 6-spoke machined aluminum wheels with Magnetic-painted pockets; 265/60R18 BSW all-season tires (4x2); 275/65R18 OWL all-terrain tires (4x4); Magnetic tubular cab steps; chrome exhaust tip; SPORT box decals (decals not included when ordered with the FX4 Off-Road Package); Sport cloth front bucket seats with flow-through center console and floor shifter; and unique interior finish

LARIAT Appearance

LARIAT Chrome Package (requires 501A; included with 502A; n/a with LARIAT Sport Package) includes chrome 3-bar grille, surround and mesh insert; chrome front tow hooks (4x4); 18" chrome-like PVD wheels; chrome door and tailgate handles with body-color bezels; chrome mirror caps; chrome angular cab step bars; and chrome exhaust tip

LARIAT Special Edition Package (requires LARIAT Sport Package; restrictions apply) includes Tarnished Dark-painted grille with red accents and black mesh insert; 20" premium Tarnished Dark-painted aluminum wheels; 275/55R20 BSW all-season tires (4x2); 275/55R20 BSW all-terrain tires (4x4); 6" black tubular step bars; Tarnished Dark headlamp housings; body-color front and rear bumpers; unique bodyside and hood decals; unique fender and tailgate badges; unique black Sport leather-trimmed seats with red accents; unique red stitching on steering wheel, center console lid, door trim and instrument panel; and Tarnished Dark interior accents

LARIAT Sport Package (requires 501A or 502A; n/a with SuperCab 164" WB or LARIAT Chrome Package) includes Magnetic 3-bar grille and surround with black mesh insert, Magnetic 6" angular step bars, body-color front bumper with Magnetic insert and body-color upper fascia, body-color rear bumper, 18" 6-spoke machined aluminum wheels with Magnetic-painted pockets, chrome exhaust tip, SPORT box decals (decals not included when ordered with the FX4 Off-Road Package), leather-trimmed front bucket seats with flow-through center console, and unique interior finish

KING RANCH® Appearance

KING RANCH Chrome Package (requires 601A) includes chrome 3-bar grille, surround and mesh insert; chrome bumpers; chrome front tow hooks (4x4); 20" chrome-like PVD wheels; 275/55R20 BSW all-season tires (4x2); 275/55R20 OWL all-terrain tires (4x4); chrome door handles with body-color bezels; chrome mirror caps; bright beltline moldings; and tailgate appliqué

KING RANCH Monochromatic Paint Package (requires 601A and KING RANCH Chrome Package) includes monochromatic paint and body-color wheel-lip moldings

Technology

Technology Package (available on LARIAT 502A, KING RANCH 601A and PLATINUM; restrictions apply) includes Lane-Keeping System and 360-degree camera with Split-view Display and dynamic hitch assist

FX4 Off-Road

FX4 Off-Road Package (optional on XL 101A, XLT 301A/302A, LARIAT, KING RANCH and PLATINUM; 4x4 only; n/a with the 3.5L Ti-VCT engine) includes electronic-locking rear axle; off-road-tuned front and rear shock absorbers; fuel tank, transfer case and front differential skid plates; FX4 Off-Road box decals; and Hill Descent Control™

Towing

Class IV Trailer Hitch (optional on XL and XLT 300A; required for towing up to 5,000 lbs.; n/a with 2.7L EcoBoost® Payload Package) includes 4-pin/7-pin wiring harness, and Smart Trailer Tow Connector

Trailer Tow Package (optional on all trims; required for towing up to 11,100 lbs.) includes 4-pin/7-pin wiring harness, Class IV trailer hitch receiver, Smart Trailer Tow Connector, Pro Trailer Backup Assist™, auxiliary transmission oil cooler, and upgraded front stabilizer bar

Max. Trailer Tow Package (optional on all trims; required for towing up to 12,200 lbs.; requires 3.5L EcoBoost engine) includes 4-pin/7-pin wiring harness, Class IV trailer hitch receiver, Smart Trailer Tow Connector, Pro Trailer Backup Assist, auxiliary transmission oil cooler, 3.55 electronic-locking rear axle, trailer brake controller, and upgraded front stabilizer bar and rear bumper

Payload

2.7L EcoBoost Payload Package (available on XL, XLT and LARIAT 500A/501A; requires 2.7L EcoBoost engine and Trailer Tow Package; n/a with Regular Cab 122" WB) includes 3.73 electronic-locking rear axle, 9.75" gear set, and mechanical parking brake

Heavy-Duty Payload Package (available on XL, XLT 300A/301A and LARIAT 500A; increases GVWR for improved payload and towing; restrictions apply) includes 17" Silver heavy-duty steel wheels with LT245/70R17E BSW all-terrain tires on XL, 18" Silver heavy-duty aluminum wheels with LT275/65R18C OWL all-terrain tires on XLT and LARIAT, upgraded springs, auxiliary transmission oil cooler, 9.75" gear set, and 3.73 electronic-locking rear axle

CNG/Propane

CNG/Propane Gaseous Engine Prep Package (available on XL, XLT, LARIAT, and KING RANCH; requires 5.0L engine) includes hardened engine intake valves and valve seats, and bi-fuel manifold

WHEELS



17" Silver Steel
XL – Standard
17" Silver Heavy-Duty Steel
XL – Included: Heavy-Duty Payload Package



17" Silver-Painted Aluminum
XL – Included: Chrome Package and Sport Package
XLT – Standard



18" Silver Heavy-Duty Aluminum
XL – Optional: requires 101A and Heavy-Duty Payload Package
XLT – Included: Heavy-Duty Payload Package
LARIAT – Included: Heavy-Duty Payload Package



18" Machined Aluminum with Silver-Painted Pockets
LARIAT – Standard



18" 6-Spoke Machined Aluminum with Magnetic-Painted Pockets
XLT – Included: Sport Package
LARIAT – Included: Sport Package



18" Chrome-Like PVD
XLT – Included: Chrome Package
LARIAT – Included: Chrome Package



20" 6-Spoke Premium Painted Aluminum
XLT – Optional: requires Sport Package
LARIAT – Optional: requires Sport Package



20" Machined Aluminum with Silver-Painted Pockets
XL – Optional: requires 101A and Chrome or Sport Package
XLT – Optional: requires 301A
LARIAT – Optional: requires 501A



20" Chrome-Like PVD
XLT – Optional: requires Chrome Package
LARIAT – Optional: requires Chrome Package



20" Premium Tarnish Dark-Painted Aluminum
XLT – Included: Special Edition Package
LARIAT – Included: Special Edition Package



18" Machined Aluminum with Silver-Painted Pockets
KING RANCH – Standard



20" Machined Aluminum with Light Caribou-Painted Pockets
KING RANCH – Optional



20" Chrome-Like PVD
KING RANCH – Included: Chrome Package on 601A



20" Polished Aluminum
PLATINUM – Standard



22" Polished Aluminum
LIMITED – Standard

EXTERIORS



White Platinum Metallic Tri-coat



Oxford White



Ingot Silver*



Race Red



Ruby Red Metallic Tinted Clearcoat



Bronze Fire*



Blue Flame*



Blue Jeans*



Caribou*



Magnetic*



Lithium Gray




Green Gem*




Shadow Black

*Metallic.

INTERIORS



1 Medium Earth Gray Vinyl




2 Dark Earth Gray Cloth




3 Medium Earth Gray Cloth




4 Medium Light Camel Cloth




5 XLT Sport Black Cloth



6 XLT Sport Black Cloth with Red Accents




7 Medium Earth Gray Leather




8 Medium Light Camel Leather



9 Black Leather




10 Black Leather with Alcantara® Inserts



11 Antiqued Mesa Brown Leather



12 Black Luxury Leather



13 Brunello Luxury Leather



14 Mojave Luxury Leather

Exteriors	Two-Tone		Interiors									
	XL	SPORT	XL	SPORT	LARIAT	LARIAT SPORT	KINGRANCH®	PLATINUM	LIMITED			
White Platinum Metallic Tri-coat ¹		■					7 8 9			11	12 13	14
Oxford White	■	■	1 2	1 2	3 4	5 6	7 8 9	9 10		11		
Ingot Silver	■		1 2	1 2	3 4	5 6	7 8 9	9 10			12 13	
Race Red	■		1 2	1 2	3 4	5 6	7 8 9	9 10				
Ruby Red Metallic Tinted Clearcoat ¹	■	■			3 4	5 6	7 8 9	9 10		11	12 13	
Bronze Fire	■				3 4		7 8 9			11		
Blue Flame	■		1 2	1 2	3 4	5 6		9 10				
Blue Jeans	■	■	1 2		3 4		7 8 9			11	12 13	14
Caribou			1 2		3 4		7 8 9			11		
Magnetic			1 2	1 2	3 4	5 6	7 8 9	9 10			12 13	14
Lithium Gray				1 2		5 6		9 10			12 13	
Green Gem	■	■	1 2		3 4		7 8 9			11		
Shadow Black	■	■	1 2	1 2	3 4	5 6	7 8 9	9 10		11	12 13	14

■ Magnetic Two-Tone Accent exterior optional on XLT ■ Caribou Two-Tone Accent exterior standard on KING RANCH, optional on LARIAT
 2 Optional 6 Requires XLT Special Edition Package 7 Not available with two-tone exterior
 10 Requires LARIAT Special Edition Package

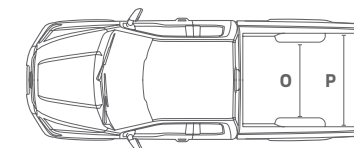
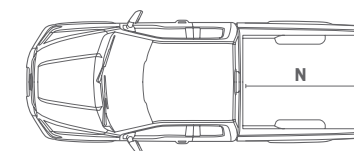
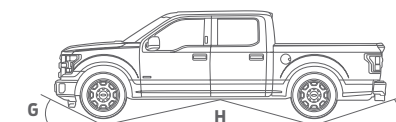
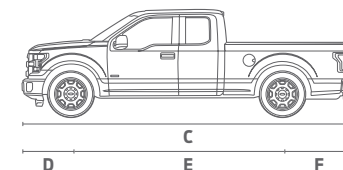
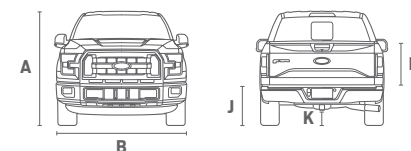
Colors are representative only. See your dealer for actual paint/trim options. ¹Additional charge.

TECHNICAL SPECIFICATIONS

DIMENSIONS

Exterior	Regular Cab 4x2/4x4	SuperCab 4x2/4x4	SuperCrew® 4x2/4x4
A. Height – 5½' box	—	—	75.6"/77.2"
A. Height – 6½' box	75.5"/76.9"	75.5"/77.2"	75.7"/77.3"
A. Height – 8' box	75.1"/76.9"	75.5"/77.0"	—
B. Width – Excl. mirrors	79.9"	79.9"	79.9"
B. Width – Incl. standard mirrors	96.8"	96.8"	96.8"
B. Width – Incl. trailer tow mirrors	105.9"	105.9"	105.9"
B. Width – Std. mirrors folded	83.5"	83.5"	83.5"
B. Width – Trailer tow mirrors folded	85.5"	85.5"	85.5"
C. Length – 5½' box	—	—	231.9"
C. Length – 6½' box	209.3"	231.9"	243.7"
C. Length – 8' box	227.9"	250.5"	—
D. Overhang – Front	37.8"	37.8"	37.8"
E. Wheelbase – 5½' box	—	—	145.0"
E. Wheelbase – 6½' box	122.4"	145.0"	156.8"
E. Wheelbase – 8' box	141.1"	163.7"	—
F. Overhang – Rear	49.1"	49.1"	49.1"
G. Angle of approach – 5½' box	—	—	24.1°/25.5°
G. Angle of approach – 6½' box	24.8°/24.8°	24.4°/25.8°	23.8°/25.5°
G. Angle of approach – 8' box	24.1°/25.7°	24.5°/26.1°	—
H. Ramp breakover angle – 5½' box	—	—	18.3°/21.0°
H. Ramp breakover angle – 6½' box	22.1°/24.7°	18.5°/21.1°	17.2°/19.7°
H. Ramp breakover angle – 8' box	19.3°/22.1°	16.8°/19.0°	—
I. Angle of departure – 5½' box	—	—	23.8°/26.0°
I. Angle of departure – 6½' box	24.6°/27.1°	24.0°/26.1°	24.5°/26.4°
I. Angle of departure – 8' box	24.7°/26.8°	24.4°/26.0°	—
J. Load floor height – 5½' box	—	—	34.0"/35.7"
J. Load floor height – 6½' box	34.7"/36.9"	34.1"/35.9"	34.6"/36.1"
J. Load floor height – 8' box	34.8"/36.5"	34.5"/35.7"	—
K. Ground clearance (min.) – 5½' box	—	—	8.5"/9.4"
K. Ground clearance (min.) – 6½' box	8.8"/9.4"	8.7"/9.4"	8.4"/9.3"
K. Ground clearance (min.) – 8' box	8.6"/9.4"	8.7"/9.3"	—
L. Cab length	121.5"	144.1"	155.9"

Interior	Regular Cab 1st Row/2nd Row	SuperCab 1st Row/2nd Row	SuperCrew 1st Row/2nd Row
Head room	40.8"/—	40.8"/40.3"	40.8"/40.4"
Shoulder room	66.7"/—	66.7"/65.8"	66.7"/65.9"
Hip room	62.5"/—	62.5"/64.7"	62.5"/64.7"
Leg room (max.)	43.9"/—	43.9"/33.5"	43.9"/43.6"
Cargo Box	5½' Box	6½' Box	8' Box
Volume (cu. ft.)	52.8	62.3	77.4
M. Inside height	21.4"	21.4"	21.4"
N. Length at floor	67.1"	78.9"	97.6"
O. Width at wheelhouse	50.6"	50.6"	50.6"
P. Maximum width at floor	65.2"	65.2"	65.2"



MAXIMUM PAYLOAD WEIGHT RATINGS (lbs.)

Engine	Drive	Max. GVWR	Regular Cab 122.4" WB	141.1" WB	SuperCab 145.0" WB	163.7" WB	SuperCrew 145.0" WB	156.8" WB
3.5L Ti-VCT V6	4x2	6,010/6,100 6,150	1,910/— —	—/1,900	—/1,660	—/— —	—/— 1,610	—/— —
	4x4	6,050/6,100 6,300/6,350	1,700/— —/—	—/1,660 —/—	—/— 1,600/—	—/— —/—	—/— —/1,570	—/— —/—
2.7L EcoBoost® V6	4x2	6,010/6,100/6,250 6,350/6,500/6,650 6,750/6,800/6,900	1,820/—/— —/—/— —/—/—	—/1,820/— —/—/2,210 ¹	—/—/1,720 —/—/— 2,120/—/—	—/—/— —/1,830/— —/—/2,160 ¹	—/—/1,640 —/—/1,950 ¹ —/—/—	—/—/— 1,710/—/— —/2,080 ¹ /—
	4x4	6,050/6,250/6,500 6,800/6,900/7,000	1,590/—/— —/—/—	—/1,690/— 2,110 ¹ /—/—	—/—/1,660 —/—/2,110 ¹	—/—/— —/—/—	—/—/1,630 —/—/1,960 ¹ /—	—/—/— —/—/—
5.0L Ti-VCT V8	4x2	6,200/6,750/6,800 6,900/6,950/7,000 7,600/7,850	1,900/—/— —/—/— —/—	—/2,340/— —/—/— 3,040 ² /3,270 ³	—/—/— 2,310/—/— —/—	—/—/— —/—/2,290 2,740 ² /2,970 ³	—/—/2,160 —/—/— —/—	—/—/— —/2,280/— 2,680 ² /2,910 ³
	4x4	6,400/6,950/7,000 7,050/7,600/7,850	1,830/—/— —/—/—	—/2,290/— —/2,810 ² /3,040 ³	—/—/— 2,200/—/—	—/—/2,010 —/2,490 ² /2,730 ³	—/—/2,100 —/—/—	—/—/— 2,100/2,430 ² /2,660 ³
3.5L EcoBoost	4x2	6,800/6,900/7,000 7,050/7,600 7,850	—/—/— —/— —	—/—/— 2,580/3,010 ² 3,240 ³	—/2,270/— —/— —	—/—/— 2,260/2,720 ² 2,950 ³	2,120/—/— —/— —	—/—/2,260 —/2,660 ² 2,890 ³
	4x4	7,000/7,050 7,600/7,850	—/— —/—	—/2,360 2,800 ² /3,010 ³	—/2,150 —/—	—/1,990 2,480 ² /2,710 ³	2,060/— —/—	—/2,060 2,420 ² /2,650 ³

¹Requires 2.7L EcoBoost Payload Package. ²Requires Heavy-Duty Payload Package and 17" wheels. ³Requires Heavy-Duty Payload Package and 18" wheels.

Payload Notes: Maximum capabilities are for properly equipped vehicles with required equipment and a 150-lb. driver. Weight of additional options, equipment, passengers and cargo must be deducted from this weight. For additional information, see your Ford Dealer.

TECHNICAL SPECIFICATIONS

CONVENTIONAL TOWING — MAXIMUM LOADED TRAILER WEIGHT RATINGS (lbs.)

Engine	Axle Ratio	GCWR	Regular Cab		SuperCab	163.7" WB	SuperCrew	156.8" WB	
			122.4" WB 4x2/4x4	141.1" WB 4x2/4x4	145.0" WB 4x2/4x4	163.7" WB 4x2/4x4	145.0" WB 4x2/4x4	156.8" WB 4x2/4x4	
3.5L Ti-VCT V6	3.55	9,400	5,000/—	—/—	—/—	—/—	—/—	—/—	
		9,500	—/—	5,000/—	—/—	—/—	—/—	—/—	
		9,700	—/5,000	—/—	—/—	—/—	—/—	—/—	
		9,800	—/—	—/—	5,000/—	—/—	—/—	—/—	
		9,900	—/—	—/—	—/—	—/—	5,000/—	—/—	
	3.73	12,000	7,600/—	—/—	—/—	—/—	—/—	—/—	
2.7L EcoBoost V6	3.31	12,300	7,600/—	—/—	—/—	—/—	—/—	—/—	
		12,500	—/—	7,600/—	—/—	—/—	—/—	—/—	
		12,600	—/—	—/—	7,600/—	—/—	—/—	—/—	
		12,500	—/7,700	—/7,600	—/—	7,500/—	7,500/—	7,600/—	
		12,700	—/—	—/—	—/7,500	—/—	—/—	—/—	
	12,800	—/—	—/—	—/—	—/—	—/7,600	—/—		
	3.73	13,100	8,500/—	8,400/—	8,200/—	8,000/—	8,100/—	8,100/—	
	5.0L Ti-VCT V8	3.31	13,000	8,300/—	—/—	—/—	—/—	—/—	—/—
			13,200	—/8,300	—/—	—/—	—/—	—/—	—/—
			13,900	—/—	9,000/—	—/—	—/—	—/—	—/—
			14,100	—/—	—/9,000	—/—	—/—	—/—	—/—
			14,200	—/—	—/—	9,100/—	—/—	9,100/—	9,100/—
14,300		—/—	—/—	—/9,000	9,100/8,800	—/8,900	—/8,900		
3.55		13,200	—/8,300	—/—	—/—	—/—	—/—	—/—	
		13,800	9,100/—	—/—	—/—	—/—	—/—	—/—	
		14,100	—/—	—/9,000	—/—	—/—	—/—	—/—	
		14,400	—/—	—/—	—/9,000	—/—	—/9,000	—/—	
	14,500	—/—	—/—	—/—	—/9,000	—/—	—/9,100		
14,900	—/—	10,000/—	—/—	—/—	—/—	—/—			
15,200	—/—	—/—	10,100/—	—/—	10,100/—	10,100/—			
15,300	—/—	—/—	—/—	10,100/—	—/—	—/—			
3.73	14,600	—/9,600	—/—	—/—	—/—	—/—	—/—		
3.5L EcoBoost	3.15	15,500	—/—	10,600/—	—/—	—/—	—/—	—/—	
		15,800	—/—	—/—	10,700/—	—/—	10,600/—	—/—	
		15,900	—/—	—/—	—/—	10,600/—	—/—	10,700/—	
	3.31	15,800	—/—	—/10,700	—/—	—/—	—/—	—/—	
		16,000	—/—	—/—	—/10,600	—/—	—/—	—/—	
		16,100	—/—	—/—	—/—	—/—	—/10,700	—/10,600	
		16,200	—/—	—/—	—/—	—/10,700	—/—	—/—	
		15,800	—/—	—/10,700	—/—	—/—	—/—	—/—	
	3.55	16,000	—/—	—/—	—/10,600	—/—	—/—	—/—	
		16,100	—/—	—/—	—/—	—/—	—/10,700	—/10,600	
		16,200	—/—	—/—	—/—	—/—	—/10,700	—/—	
		16,900	—/—	—/—	—/—	—/—	—/11,500 ⁴	—/—	
		17,000	—/—	—/—	—/—	—/—	—/11,800 ⁴ /—	—/—	
		17,100	—/—	12,200 ⁴ /12,000 ⁴	12,000 ⁴ /11,700 ⁴	11,800 ⁴ /11,600 ⁴	—/—	11,900 ⁴ /11,600 ⁴	
	3.73	17,000	—/—	—/11,800 ²	—/—	—/—	—/—	—/11,400 ²	
	17,100	—/—	12,000 ³ /11,800 ³	—/—	11,700 ³ /11,500 ³	—/—	—/—	11,700 ³ /11,400 ³	

MECHANICAL

Front Suspension

Coil-over-shock
Axle rating @ ground – 2,850 lbs.–3,750 lbs.

Rear Suspension

Solid axle
Axle rating @ ground – 3,300 lbs.–4,800 lbs.

Brakes

4-wheel vented-disc ABS
Front rotor diameter – 13.8"
Rear rotor diameter – 13.7"


Steering

Electric power-assisted

¹Requires 2.7L EcoBoost Payload Package. ²Requires Heavy-Duty Payload Package and 17" wheels. ³Requires Heavy-Duty Payload Package and 18" wheels. ⁴Requires Max. Trailer Tow Package.

Towing Notes: Maximum loaded trailer weights shown. Do not exceed trailer weight of 5,000 lbs. when towing with bumper only. The combined weight of the towing vehicle (including options, hitch, passengers and cargo) and the loaded trailer must not exceed the GCWR (Gross Combination Weight Rating). Trailer tongue load weight should be 10-15% of total loaded trailer weight. Make sure that the vehicle payload (reduced by option weight) will accommodate trailer tongue load weight and the weight of passengers and cargo added to the towing vehicle. The addition of trailer tongue load weight, and the weight of passengers and cargo, cannot cause vehicle weights to exceed the rear GAWR (Gross Axle Weight Rating) or GVWR (Gross Vehicle Weight Rating). These ratings can be found on the vehicle's Safety Compliance Certification Label. See the RV & Trailer Towing Guide for requirements, restrictions and 5th-wheel towing.





LARIAT SuperCrew® 4x4 in Ingot Silver accessorized with a chrome exhaust tip, heavy-duty splash guards with stainless steel inserts, step bars, bed extender, spray-in bedliner,¹ hard-folding tonneau cover by Advantage,² side window deflectors, trailer tow mirrors and chrome hood deflector

Dual Headrest DVD by INVISION™²

Drop-in bedliner

All-weather floor mats

Remote Access

Exterior

- Exhaust tips
- Exterior trim kits²
- Fender flares²
- Fog lamps²
- Ford custom graphics²
- Hood and side window deflectors
- Hood protector²
- Racks and carriers²
- Splash guards
- Sportz® tents²
- Step bars and retractable side steps
- Trailer towing accessories
- Wheel lock kit
- Wheel-well liners

Interior

- All-weather and premium carpeted floor mats
- Ash cup/coin holders
- Cargo organizers and protectors
- First aid and roadside assistance kits²
- Interior light kit
- Protective seat covers²
- Tablet cradle²

Bed Products

- Bed/cargo illumination
- Bed cargo net, divider, extenders, liners, mats, and tailgate seal²
- Bed rails²
- Bed standard interface plate

- Bed tailgate viscous dampening cartridge
- Commercial-grade tool/cargo box²
- Premium locking cleats
- Retractable stake pocket tie-downs²
- Stowable load ramps
- Tonneau covers²

Electronics

- Auto-dimming rearview mirror
- Ford Telematics™ powered by Telogis®²
- Dual Headrest DVD²
- Keyless entry keypad
- Remote Access
- Warning sensor systems²
- Wireless charging²



FORD ACCESSORIES

accessories.ford.com

¹Factory option. See dealer for details. ²Ford Licensed Accessory.



ford.com/trucks/f150/

Follow Ford:



New Vehicle Limited Warranty. We want your Ford F-150 ownership experience to be the best it can be. Under this warranty, your new vehicle comes with 3-year/36,000-mile bumper-to-bumper coverage, 5-year/60,000-mile Powertrain Warranty coverage, 5-year/60,000-mile safety restraint coverage, and 5-year/unlimited-mile corrosion coverage on aluminum body panels – all with no deductible. Please ask your Ford Dealer for a copy of this limited warranty.

Roadside Assistance. Covers your vehicle for 5 years or 60,000 miles, so you have the security of knowing that help may be only a phone call away should you run out of fuel, lock yourself out of the vehicle or need towing. Your Ford Dealer can provide complete details on all of these advantages.

Ford Credit. Get the ride you want. Whether you plan to lease or finance, you'll find the choices that are right for you at Ford Credit. Ask your Ford Dealer for details or check us out at fordcredit.com.

Ford Extended Service Plan. For a purchase or lease, the Ford Extended Service Plan (ESP) gives you peace-of-mind protection designed to cover key vehicle components and protect you from the cost of unexpected repairs. Ask your dealer for a Ford ESP, the only service contract backed exclusively by Ford and honored at all Ford dealerships.

Insurance Services. Get Ford Motor Company quality in your auto insurance. Our program offers industry-leading benefits and competitive rates. Call 1-877-367-3847, or visit us at fordvip.com for a no-obligation quote. Insurance offered by American Road Services Company (in CA, American Road Insurance Agency), a licensed agency and subsidiary of Ford Motor Company.

Ford Original Accessories will be warranted for whichever provides you the greatest benefit: 24 months/unlimited mileage, or the remainder of your Bumper-to-Bumper 3-year/36,000-mile New Vehicle Limited Warranty. Ford Licensed Accessories (FLA) are warranted by the accessory manufacturer's warranty. FLA are designed and developed by the accessory manufacturer and have not been designed or tested to Ford Motor Company engineering requirements. Contact your Ford Dealer for details and/or a copy of all limited warranties.

Comparisons based on competitive models (class is Full-Size Pickups under 8,500 lbs. GVWR based on Ford segmentation), publicly available information and Ford certification data at time of release. Vehicles may be shown with optional equipment. Features may be offered only in combination with other options or subject to additional ordering requirements/limitations. Dimensions shown may vary due to optional features and/or production variability. Information is provided on an "as is" basis and could include technical, typographical or other errors. Ford makes no warranties, representations, or guarantees of any kind, express or implied, including but not limited to, accuracy, currency, or completeness, the operation of the information, materials, content, availability, and products. Ford reserves the right to change product specifications, pricing and equipment at any time without incurring obligations. Your Ford Dealer is the best source of the most up-to-date information on Ford vehicles.

Alcantara is a registered trademark of Alcantara S.p.A., Italy. E-Track is a trademark of Erickson Manufacturing Limited. HD Radio is a proprietary trademark of iBiquity Digital Corp. INVISION is a trademark of VOXX International Corporation. iPhone and Siri are trademarks of Apple Inc., registered in the U.S. and other countries. KICKER is a registered trademark of Stillwater Designs and Audio, Inc. King Ranch is a registered trademark of King Ranch, Inc. SiriusXM services require a subscription, sold separately by SiriusXM after trial period. Fees and taxes apply. All fees and programming subject to change. Sirius satellite service is available only to those in the 48 contiguous USA, D.C. and PR (with coverage limitations). Our Internet radio service is available throughout our satellite service area and in AK and HI. Some channels not available in all lineups. Sirius, XM and all related marks and logos are trademarks of Sirius XM Radio Inc. Sony is a registered trademark of the Sony Corporation. The Bluetooth word mark is a trademark of the Bluetooth SIG, Inc. Wi-Fi® is a registered trademark of the Wi-Fi Alliance®.



[Click here to learn more about your F-150](#)