

2017



2500/3500

RAM



TEXAS' LONGEST-LASTING PICKUPS^{1*}



CLASS-EXCLUSIVE² AVAILABLE REAR AIR SUSPENSION SYSTEM | DIESEL TOWING UP TO 31,210 LB[†]

► **THE DEFINING BENCHMARK FOR CAPABILITY.** Ram pickups. It's where you rightfully pick up a heavy-duty attitude about comfort, capability, and safety and security, thanks to an impressive list of best-in-class advantages and class-exclusive features. Start here, and then bookmark [RAMTRUCKS.COM](https://www.ramtrucks.com)

*A note about this catalog: all disclaimers and disclosures can be found on page 49. [†]When properly equipped.

CLASS-EXCLUSIVE² RAMBOX[®] CARGO MANAGEMENT SYSTEM | MAX PAYLOAD UP TO 7,390 LB[†]



LARGEST AVAILABLE RADIO TOUCHSCREEN³-8.4" | ABUNDANT STORAGE | PLUG-IN CONNECTIVITY

▶ **IT'S YOUR OWN DEPARTMENT OF THE INTERIOR.** Every Ram Heavy Duty pickup features a model-specific interior designed around convenience, comfort and sheer practicality. Count on easy-to-operate instrumentation, spacious seating, generous storage and beyond state-of-the-art telematics.

INTUITIVE CONTROLS | SAFETY-CENTRIC TELEMATICS | VOICE-OPERATED⁴ PHONE TECHNOLOGY

SOME STRENGTHS YOU WEIGH. OTHERS YOU COUNT. SO COUNT ON RAM HEAVY DUTY FOR THE BIG JOBS.

Leadership is defined by the just-right working combination of brains and brawn—and the strengths of Ram 2500/3500 deliver everything a heavy-duty pickup should offer. From powertrains to advanced suspension technology to the indisputable assets of superb towing and torque, these powerhouses are ready and willing to work, taking on everything you put in front of them, or—in the case of hauling or towing trailers across mountains—whatever you put in back.

THE FRAME. No-nonsense tough from the get-go. This high-strength steel core features eight ultra-tough crossmembers, wide rails and a front rail extension of two inches that positions the front suspension springs slightly outboard; the engineering generates more roll stiffness to improve the ride. The hydroformed tubular front frame unit also employs high-strength steel.

THE BOX. It's all about capability, and 2017 Ram 2500/3500 measure up. Also utilizing high-strength steel, this cargo area is illuminated with the CHMSL-mounted light and available rear LED Bed Lighting. The distinguishing factor is, of course, the available and ingenious RamBox® Cargo Management System, a solution that leaves the average cargo box design eating Ram dust for lunch.

PHENOMENAL TOWING AND GCWR.

It's your right to demand superior performance—and Ram Heavy Duty aims to deliver. A resilient frame of 50,000-psi steel delivers all the stiffness and structural integrity to easily take multi-axle trailers.

Engineering factors that play into the trailering include the unique front suspension, the rear crossmembers for an available fifth-wheel or gooseneck hitch, and smart electrical architecture that facilitates trailering connections. But the numbers say it all. With the available Cummins® High Output Turbo Diesel in a Ram 3500, you've got outstanding towing capability up to 31,210 lb.* and jaw-dropping GCWR of 39,100 lb.* Ram 2500 also joins in, with its robust GCWR that reaches up to a super-capable 25,300 lb.*

IT GETS DOWN TO TOTAL CAPABILITY.

RAM HEAVY DUTY LETS YOU MASTER EVERY JOB.



FUEL EFFICIENCY. When we build a heavy-duty truck designed for hundreds of thousands of miles and countless years of service, our focus is to get the most from every drop of fuel every day—for years.

Exterior design contributors to fuel efficiency include a sculpted aerodynamic body that glides through air, and available assets like wheel-to-wheel side steps.

But here, the powertrain is critical. Fuel-sipping technology on the available 6.4L HEMI® V8 gas engine includes the Multi-Displacement System (MDS), which seamlessly transforms the mighty V8 into an efficient four-cylinder during highway cruising. The crowning touch to the 6.4L HEMI V8? It also delivers best-in-class² gas horsepower.

COMFORT. We get it: you're choosing a Ram Heavy Duty pickup for what it will do for you. Which is why, while your Ram pickup is at work, you get an interior that provides exceptional occupant comfort.

From convenient window controls and door handles to the striking instrumentation panel, the interiors of every model reflect thoughtful and intuitive design. Buttons and controls are driver- and passenger-friendly. At-hand and hidden storage in every model is abundant, with Mega Cab® and Crew Cab models distinguishing themselves with unique storage that includes in-floor bins and fold-flat cargo floor capability.

Interior space is a given. Not only do Ram Mega Cab and Crew Cab deliver cavernous interiors, Ram Mega Cab has the most interior space in the class.²

INNOVATION. If our strongest suit is overall capability, innovation is where Ram Heavy Duty keeps an ace of hearts up its sleeve.

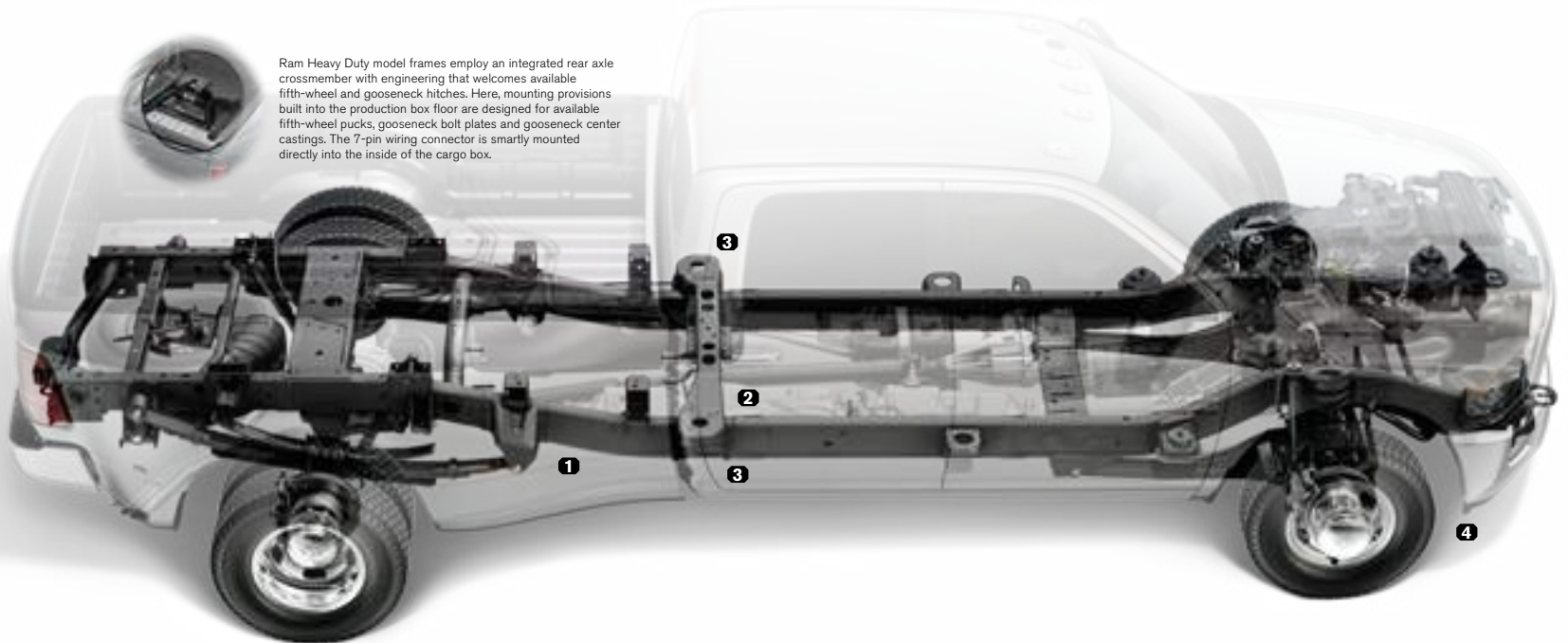
The Ram Brand has been a pioneer for innovation in many areas of today's pickup. Among them: the standard class-exclusive² five-link coil spring rear suspension on Ram 2500. The available class-exclusive² dual-mode Auto-Level Rear Air Suspension System for Ram 2500 and 3500. The available class-exclusive² RamBox® Cargo Management System. The class-exclusive² Ram Active Air® System.

The best deal out there? Experience Ram strength, comfort and innovation for yourself—in a test drive.

*When properly equipped. Properly secure all cargo.

LET'S BE TOTALLY CLEAR ABOUT RAM LEADERSHIP.

Ram Heavy Duty model frames employ an integrated rear axle crossmember with engineering that welcomes available fifth-wheel and gooseneck hitches. Here, mounting provisions built into the production box floor are designed for available fifth-wheel pucks, gooseneck bolt plates and gooseneck center castings. The 7-pin wiring connector is smartly mounted directly into the inside of the cargo box.



STRONG ENOUGH TO ENCOURAGE COMPLETE TRANSPARENCY. Build a truck this good, and you expect to come out above the rest—and the reasons Ram Heavy Duty models stand out are numerous. Among them: the class-exclusive² standard five-link coil spring rear suspension for Ram 2500. The class-exclusive² available Auto-Level Rear Air Suspension System. Frames composed of high-strength steel with tough crossmembers. A standard Class V hitch receiver that bolts directly to the frame. We suggest you review this material—and then get a bigger picture. It's all at **RAMTRUCKS.COM**



Ram Heavy Duty features every mechanical advantage for nimble maneuverability—and then we went a step further. Equip your Ram with the available ParkSense[®] Front and Rear Park Assist System,⁵ and parallel parking becomes easier and arguably safer than ever.



EFFICIENCY. EVEN IN THE FRONT AXLE DISCONNECT.

Shared technology between Ram 2500/3500 also includes the indispensable front axle disconnect, which automatically disengages the front drive axle when reengaging the rear-wheel-drive mode on 4WD models. Our front axle disconnect is engineered with purpose: the design acts to reduce parasitic losses. The overall benefit? A very direct contribution that helps improve fuel efficiency.

⁵When properly equipped.

1 SUPER-TOUGH FRAMES. Whether used for business or pleasure, a Ram Heavy Duty lets you take on the toughest tasks with total confidence. Frame strength is critical; you need resilient stiffness that translates into capability while towing, with the structural integrity that delivers occupant comfort while still hauling big payloads. The 2017 Ram Heavy Duty high-strength steel frames carry the solidity of 50,000-psi steel, providing a Ram tough chassis ready to tackle nearly every towing and hauling assignment.

2 CENTER FRAME DETAILS. Tougher, stronger and larger than the previous generation, the entire frame features eight tough crossmembers, with hydroformed front and rear sections with a large front suspension crossmember. The tough roll-formed center rail sections feature an outwardly curved design to help improve rear spring and shock placement.

3 ROBUST BODY MOUNTS. Upgraded for heavy loads, these unique rubber isolation C-pillar hydromounts are filled with hydraulic fluid and feature an increased footprint to help improve ride quality. As well, the A- and B-pillar and the front-end sheet metal positions have been enlarged over the previous edition, keeping the ride smooth—even under high payloads and during towing.

4 FRONT SUSPENSION CAPABILITY. All Ram 2500/3500 models feature as standard equipment the unique three-link front suspension—and it gets better. Working with the three-link front suspension is an integrated large stabilizer bar to ensure the roll stiffness required by the GVWRs of Ram Heavy Duty—and they are impressive. For Ram 2500, GVWR is rated up to 10,000 lb*⁶; for Ram 3500, it vaults up to 14,000 lb*⁶.

5 FRONT AXLE STRENGTH. A formidable front axle works in tandem with a robust front suspension, making Ram Heavy Duty a top choice for front-load accessories. Considering earning a living from this capability? If you're in snowy climates, Ram gives you the highest snowplow rating²: 1,265 lb* for Ram 3500.





THE CLASS-EXCLUSIVE² FIVE-LINK COIL SPRING REAR SUSPENSION.

STANDARD FOR RAM 2500. The introduction of the five-link coil spring suspension further emphasized the Ram 2500 commitment to innovation that has real-world and real-life advantages. Revolutionary in character, it was the first modern-day application of such a suspension on a full-size heavy-duty pickup, and it has exceeded expectations. Compared to traditional leaf spring suspensions, the characteristics of the Ram 2500 suspension are transformative. The engineering

reduces overall friction in the system, sharply reducing harshness; it significantly improves the ride comfort, regardless of load. And it brings noticeably improved handling to Ram 2500 Heavy Duty, especially when carrying heavy loads.



THE STANDARD HOTCHKISS LEAF SPRING REAR SUSPENSION.

STANDARD FOR RAM 3500.

Achieving those impressive diesel- and gas-powered figures for Ram 3500 Heavy Duty required a truly remarkable suspension system. The Hotchkiss rear suspension meets every need of this ready-to-work pickup.

Here, tough leaf springs run fore and aft of the live axle, serving to support the truck weight and keeping the engineering simple and easy to maintain. The proven design utilized in Ram 3500 enhances capability by including separate auxiliary leaves as part of the spring package; the leaf springs also incorporate 20 percent higher second- and third-stage rates. Finally, our engineers tilted the spring forward (by lowering the front attachment and raising the rear). It's a touch that enhances rear handling and ups the payload capacity.



HEAVY-DUTY CONFIDENCE.



WE'LL LEVEL WITH YOU. RAM HEAVY DUTY OWNS THE RIDE. True confidence is when you actively invite comparisons, and we're inviting you to find another suspension system as refined as this. Save your time. The class-exclusive² available Auto-Level Rear Air Suspension System for Ram 2500/3500 Heavy Duty stands apart, making the ride ultra-comfortable and increasing control when hauling. Two modes are at work here: the Normal Load-Leveling Mode and the driver-selectable Alternate Ride Height Mode; the latter is invaluable for trailer alignment, and sharply ramps up road manners. No surprise to find it on the same pickup that also gives you outstanding towing. Again, Ram ranks above the rest; technical details are below, right.

TWO INGENUOUS SOLUTIONS, ONE INDISPENSABLE ADVANTAGE.

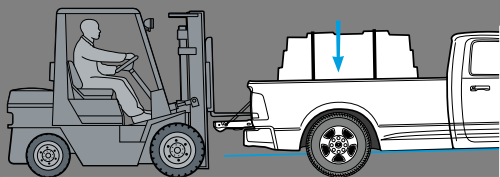
RAM 2500: THE AVAILABLE AUTO-LEVEL REAR AIR SUSPENSION SYSTEM.

This version is unique to Ram 2500, using engineering based on the available Ram 1500 Active-Level™ Four-Corner Air Suspension System. This adaptation is specifically designed to meet exacting demands and the higher GVWRs and GCWRs of the 2500 heavy-duty class.

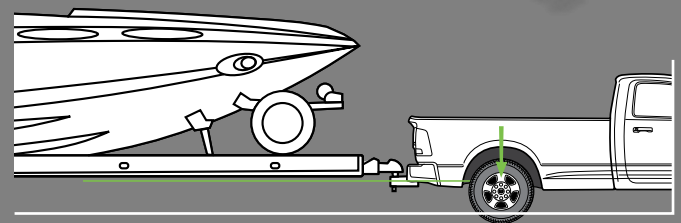
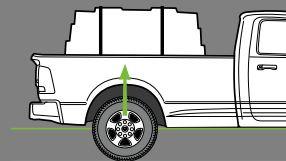


RAM 3500: THE AVAILABLE AUTO-LEVEL REAR AIR SUSPENSION SYSTEM

is engineered to handle the more-than-heavy-duty tasks typically met by Ram 3500 single-rear-wheel and dual-rear-wheel models. In this version, leaf springs are augmented with the air springs mounted on top of the axle. The result: air springs work with the leaf springs for ideal handling and performance while hauling big payloads.



Normal Load-Leveling Mode



Alternate Ride Height Mode

EXCEPTIONAL CAPABILITY FOR BIG PAYLOADS AND TOUGH TOWING.

Ram Heavy Duty models know what it takes to achieve leadership. Witness groundbreaking technology to help enhance hauling and towing: the available Auto-Level Rear Air Suspension System for Ram Heavy Duty. This dual-mode operator-activated system is specifically engineered for the incredible GVWRs and GCWRs expected from these relentless workers.

The class-exclusive² Auto-Level Rear Air Suspension System is available for most Ram Heavy Duty models. It greatly separates Ram from the rest by offering superb control and confidence while hauling and towing, and helping enhance interior comfort for driver and passengers.

Normal Load-Leveling Mode. In this mode, the system monitors the ride heights on both sides of the vehicle, adjusting for shifts in the load or changes in road surfaces; you'll welcome the constant level load profile and proper headlamp-to-road angle, especially during heavy hauling assignments.

Alternate Ride Height Mode. This mode lowers the rear suspension about an inch—just right to keep the hitch/trailer alignment even. It also establishes capable and comfortable towing by creating a parallel and level relationship between the vehicle and the trailer, ensuring an even “rake” from the front of the pickup through the trailer.

RAM NEVER BACKS DOWN.

31,210-LB DIESEL TOWING* | 900 LB-FT DIESEL TORQUE | 7,390-LB GAS PAYLOAD*



TRAILER-TOWING MIRRORS. By design, these trucks are born and bred to pull and haul. Huge available 7 x 11-inch trailer-towing mirrors with a power-folding feature make your Ram Heavy Duty a command and control center for towing.

DRIVER INFORMATION DISPLAY. Go and tow in the know: the full-color high-resolution screens in select Ram models feature dozens of graphics, conveying real-time data on critical mechanical functions.

FRAME-MOUNTED GOOSENECK HITCH ASSEMBLY. Available from Mopar®, with easy ball removal for fast flatbed conversion. Optional Fifth-Wheel/Gooseneck Prep Package includes in-bed 7-pin connector. (Ball not included in Package.)



AVAILABLE MOPAR® FIFTH-WHEEL HITCH enables super-tough trailer towing with authority. Options include a hitch with sliding rails or one that slides directly into the optional Fifth-Wheel/Gooseneck Prep Package mounts, saving time and effort.

THE RAM VIEW OF HAULING AND TOWING: CONFIDENCE AND CONVENIENCE. Don't bother to look back to the old days. Today, Ram 2500/3500 stand out by offering an available Cargo-View Camera⁵ that provides an on-screen display of the cargo bed. It's ideal for gooseneck or fifth-wheel hookups—and it gets better. Add the available ParkView[®] Rear Back-Up Camera⁵ to ease conventional trailer hookups, and you're adding more capability: you can toggle between the two views on the available 8.4-inch touchscreen.



TONED MUSCLE ALWAYS WORKS OUT THE BEST.

HEMI
5.7 LITER

A LEGEND: 5.7L HEMI® V8



383 HORSEPOWER | 400 LB-FT OF TORQUE

13,910-LB MAX TOWING* [3500] • 13,890-LB MAX TOWING* [2500]

THINK COMPETITIVE FUEL EFFICIENCY accompanied by long-proven performance and capability measured in tens of thousands of miles. When compared to other V8 engines in its class, the 5.7-liter HEMI V8 in single-rear-wheel Ram Heavy Duty models delivers incredible standard power and torque—exactly the parameters demanded by tough work and arduous play.

IDFSO (interactive Deceleration Fuel Shut-Off) turns off the flow of fuel during deceleration, with no noticeable changes in operation, helping enhance fuel efficiency.

HEAVY-DUTY COOLING. You expect this powerhouse to stay cool on the job. A heavy-duty cooling system is standard on all HEMI V8 engines in the Ram Heavy Duty arsenal.

HEMI
6.4 LITER

A BRUTE: 6.4L HEMI V8



410 HORSEPOWER | 429 LB-FT OF TORQUE

16,520-LB MAX TOWING* [3500] • 16,320-LB MAX TOWING* [2500]



BEST-IN-CLASS² GAS HORSEPOWER from the 6.4-liter HEMI V8 means 410 working horses. For many, this is the ideal gas engine for acceleration and highway merging and cruising, even under the heaviest loads.



BEST-IN-CLASS⁶ GAS TOWING on Ram 2500: with the 6.4-liter HEMI V8 you've got optimum strength at your service—up to 16,320 lb. Ram 3500 DRW models reach up to a very capable 16,520 lb. (All figures apply to properly equipped trucks.)

OUTSTANDING GAS TORQUE. Along with that best-in-class² gas horsepower is exceptional gas torque; the 6.4-liter HEMI V8 is rated at a remarkable 429 lb-ft @ 4,000 rpm.

INDIVIDUAL CYLINDER FUEL CONTROL. The 6.4-liter HEMI V8 offers the advanced technology of Individual Cylinder Fuel Control, a diagnostic monitoring system that enables air/fuel refinements and ensures ideal mixtures for each individual cylinder.

EGR SYSTEM. The cooled Exhaust Gas Recirculation (EGR) System is unique for a gas engine; common to diesel engines, the EGR System is designed to enhance fuel efficiency in heavy-load and uphill towing situations. Heavy-duty cooling further enhances overall performance.

FUEL-EFFICIENT PERFORMANCE is engineered into the electro-mechanical heart of the 6.4-liter HEMI V8. Operating with seamless precision, our MDS/Fuel Saver Technology helps save fuel with no compromise or noticeable changes in engine operation. While cruising at highway speeds, the engine shuts off four of the eight cylinders, maintaining speeds with four-cylinder-like efficiency.

MUSCULAR PAYLOAD rounds it out. After all, this is why you're looking at a Ram Heavy Duty. So get serious looks while you're seriously hauling. With its standard 6.4-liter HEMI V8, a Ram 3500 Dually handles payloads up to 7,390 lb when properly equipped.

AN ENABLER. The 5.7-liter HEMI V8 and the 6.4-liter HEMI V8 powerplants are mated to the long-proven 66RFE 6-speed automatic transmission. This component delivers heavy-duty levels of capability for towing and hauling. Among the advantages: driver-adaptive shifting, three multiple clutch packs, dual filters on a dual-stage pump and an independent lubrication cooler to ensure ample pressures—and peace of mind—under all driving and towing/hauling situations.



A MONSTER: 6.7L CUMMINS® TURBO DIESEL

385 HORSEPOWER | 900 LB-FT OF TORQUE

31,210-LB MAX TOWING* [3500]

370 HORSEPOWER | 800 LB-FT OF TORQUE

17,980-LB MAX TOWING* [2500]

Proven in worldwide use, the 6.7L Cummins Turbo Diesel is engineered to the tolerances and durability to power semi-class big rigs. As an available diesel engine for Ram Heavy Duty models, the Cummins Turbo comes in three distinctive calibrations; each specifically addresses job-rated use and optimal transmission output.

The results give Ram Heavy Duty models uncompromising strength for towing and hauling, backed with the dependability that serves as a benchmark for today's pickup.

Irrespective of the power output, every Cummins features a next-generation Diesel Exhaust Fluid (DEF) System, a super-efficient Diesel Cooling System with 11-blade fan and a class-exclusive² "smart" diesel exhaust brake. Mammoth output is found with available torque of 900 lb-ft, the contribution of a Cummins High Output in Ram 3500 models that enables world-class capability for towing and hauling.

The Cummins Turbo Diesel and Ram Heavy Duty. Over nearly three decades, this working combination has figured into more than two million applications—and it's an ever-growing figure that sums up the enduring quality of this unbeatable partnership.

ROBUST AND IMPRESSIVE DIESEL TOWING for Ram 3500 is part of the Cummins legacy. With the available Cummins High Output Turbo, you can take advantage of that ready-to-work 900 lb-ft of torque and 385 horsepower. Towing at this point is rated at a jaw-dropping 31,210 lb. (All towing figures apply to properly equipped trucks.)



BEST-IN-CLASS² DIESEL OIL CHANGE INTERVALS.

The technology lets you travel up to 15,000 miles between changes, a serious reduction of downtime that helps to lessen costs of regular maintenance.

6-SPEED AUTOMATIC TRANSMISSION. Incredible torque for Ram 2500 comes from the available Cummins rated at 370 hp and 800 lb-ft, mated to the proven 68RFE 6-speed automatic; this beefed-up powertrain configuration is also available for Ram 3500 models.



6-SPEED MANUAL TRANSMISSION. The class-exclusive² G56 6-speed manual transmission is packaged with the 350 hp/660 lb-ft Cummins Turbo Diesel. The 6-speed manual offers exceptional control when towing and hauling, and its availability for Ram 2500/3500 clearly separates Ram Heavy Duty from the contenders.

AISIN® HEAVY-DUTY 6-SPEED AUTOMATIC TRANSMISSION.

For the Cummins High Output Turbo Diesel and its 900 lb-ft of available torque, the AISIN Heavy-Duty 6-speed automatic transmission ably steps up to the task. AISIN advantages include a Transmission Control Module and a ramped-up Tow/Haul Mode designed to exceed commercial-grade hauling demands.

RAM TECHNOLOGY STARTS WITH SAFETY & SECURITY.

▶ Side-impact Door Beams
Designed with forgiveness in mind, these door beams are engineered to absorb impact force from every angle.

▶ Dynamic Front Crumple Zones
These crumple zones are engineered to bear the worst of any impact, helping keep cab passengers safe and secure.

▶ ParkSense® Front and Rear Park Assist²—Available

▶ Rain Brake Support

▶ Hydraulic Boost Compensation

▶ Ready Alert Braking

▶ Hill Start Assist

▶ Rain-sensitive Windshield Wipers—Available

▶ Trailer Sway Damping⁷

▶ All-Speed Traction Control

▶ Antispin Rear Differential—Available

▶ Electronic Brake-Force Distribution

▶ Antilock Brake System (ABS)

▶ Auto High-Beam Headlamp Control—Available

▶ Uconnect® and SiriusXM® Travel Link⁸ keep you in the know, with detailed weather maps and info on traffic delays and road dangers—Available



In a 2017 Ram 2500/3500, road manners join comfort and capability to ride hand in hand with safety and security. Standard on every model, the Electronic Stability Control (ESC)⁷ System is indispensable, employing a wealth of technological advantages to keep things right. Assets include:

- ▶ **All-Speed Traction Control** helps regulate wheel spin. If slippage occurs during acceleration, automatic throttle control will reduce torque; in extremes (like accelerating from pavement to ice), it will apply the brakes and reduce the engine power to maintain control.
- ▶ **Trailer Sway Damping⁷** detects yaw and applies selective brake pressure on the tow vehicle's opposite side to counteract and reduce the sway.

The Ram Heavy Duty braking system features optimized pedal travel to provide quick power assist. Rear wheel-speed sensors are positioned for protection against road elements. ESC⁷ features multiple assets for braking; it even includes vehicle control when stationary. These encompass:

- ▶ **Antilock Brake System (ABS).** Monitoring each wheel's speed, the ABS design also incorporates back-up braking should one of the two braking circuits be compromised.
- ▶ **Electronic Brake-Force Distribution** regulates brake pressure from front to rear to minimize stopping distances.
- ▶ **Ready Alert Braking** senses the moment when the driver's foot is lifted from the accelerator; it applies an imperceptible brake force to ensure that pads and discs are lined up should an emergency stop be required.
- ▶ **Rain Brake Support** automatically and seamlessly activates when the driver turns on the windshield wipers; all brake calipers gently pulse against their respective rotors to remove water from the pads.
- ▶ **Hydraulic Boost Compensation.** Should a failure occur in the vacuum brake booster or any related line (e.g., a rupture from tough off-roading), the brake controller will run the ABS pump; our system is so sophisticated, it conveys the problem to the driver. Most important, the brakes perform as normal until the failure is serviced.
- ▶ **Hill Start Assist.** When the vehicle is angled on hills or inclines, Hill Start Assist keeps your Ram pickup stationary for two seconds after the brakes have been released or until the accelerator is depressed.

Available ParkSense[®] Front and Rear Park Assist System⁵ Integrated sensors use ultrasonic waves to detect objects as far as 47 inches from the bumpers. Read-outs in the gauge cluster/display along with audible chimes help notify the driver of proximity to front and/or rear objects.

NAV ASSIST | REAL-TIME VEHICLE INFO | VEHICLE SYSTEMS MONITORING | CUSTOMIZABLE

DRIVER INFORMATION DISPLAY

Your Ram Heavy Duty is a rolling powerhouse of knowledge, instant information and state-of-the-art communications technologies. And it's all in your command, with the available and customizable full-color seven-inch Driver Information Display with some 34 menu options, including detailed graphics that convey real-time vehicle information.

Select models inform you with a six-ring instrumentation cluster, and you can always move up to the largest available radio touchscreen³—8.4 inches. Add truly awesome leading-edge telematics through Uconnect, and you've got it all: tunes, info, web content⁹ vehicle control and instant data. This is Ram Heavy Duty.

CARGO MANAGEMENT FOR VOCATIONS AND VACATIONS.



THE BENCHMARK FOR CARGO VERSATILITY.

► **THE CLASS-EXCLUSIVE² RAMBOX[®] CARGO MANAGEMENT SYSTEM.** We invented it, and it's still a class-exclusive² Ram advantage. The bins, rails and divider are so adaptable, they let you secure and arrange cargo—and handle dozens of authentic accessories from Mopar[®]. Both side bins are illuminated, lockable—and drainable.



AVAILABLE PREMIUM KEYLESS ENTER 'N GO[™] Multiple conveniences are at hand: keyless (bladeless) Remote Start, control of the AllSecure[®] Locking System (including both RamBox System bins, if so equipped), and control of the panic button.





STOW YOUR GEAR

STOW IT, STORE IT, LOCK IT Lockable, drainable and illuminated, the two side boxes carry it all: tools, sports equipment—even iced beverages. They also accommodate numerous Mopar® accessories for work and play.



LIGHT THE BED

TWO POINTS OF LIGHT Augmenting the CHMSL-mounted cargo bed light, these side bed-mounted LED lights are perfect for night loading, and operate without tonneau cover adjustment (if so equipped).

EXTEND & DIVIDE

COLLAPSIBLE AND RIGHT AT HAND: THE BED EXTENDER/DIVIDER

Create compartments for specific cargo, or extend space to the open tailgate. With a smart, thin profile, it's easily stored at the head of the bed when not in use.

SECURE THE LOAD

CARGO RAIL SYSTEM WITH ADJUSTABLE TIE-DOWN CLEATS Make sure it's all safe and secure. Cargo rails also accommodate numerous accessories from Mopar, while the four movable cleats ensure that your cargo stays where it's supposed to.





**YES, TAKE IT
ALL WITH YOU.**

► **PLACES TO STORE, FROM DASH TO FLOOR.** Hauling, carrying, moving. That's life with Ram. Which is why, depending on model, you'll find it all: dual glove boxes, removable and drainable in-floor bins, multi-use center consoles, under- and behind-the-seat storage—and the fold-flat load floors of Quad Cab® and Crew Cab.



THE INDUSTRY STANDARD FOR CONNECTED VEHICLE PLATFORMS.



Uconnect
EVERYTHING YOU NEED TO STAY CONNECTED.



DISCOVER NEW PLACES

AT HOME OR ON THE ROAD: FIND THE BEST RESTAURANTS, SHOPPING AND ENTERTAINMENT VENUES WITH A QUICK SEARCH.*

*Certain features not available while vehicle is in motion.



START YOUR RAM FROM AFAR

WARM UP THE ENGINE AND CABIN, UNLOCK YOUR DOORS OR FLASH YOUR HEADLAMPS—JUST BY USING YOUR PHONE!†



CUSTOMIZE WITH DRAG AND DROP

SELECT FROM A MENU OF APPS AND DRAG YOUR CHOICES INTO PLACE ALONG THE BOTTOM ROW FOR EASY CUSTOMIZATION.

CALL 9-1-1

ASSIST IN EMERGENCIES

IT'S INVALUABLE AND POTENTIALLY LIFE-SAVING. ACCESS 9-1-1 CALL¹⁹ OR ROADSIDE ASSISTANCE¹⁶ WITH THE TOUCH OF A BUTTON.



HOST A HOTSPOT

UPLOAD AND DOWNLOAD, POST AND SEARCH. UCONNECT[®] WITH AVAILABLE WI-FI HOTSPOT[™] LETS YOU CONNECT YOUR DEVICES DIRECTLY TO THE WEB.

*Additional charges apply.



NAVIGATE YOUR ADVENTURES

ENTER DESTINATIONS WITH JUST YOUR VOICE AND GET TURN-BY-TURN AUDIO DIRECTIONS. IT'S THE SMARTEST ROUTE TO ANY DESTINATION—ON- OR OFF-ROAD.



LISTEN TO MUSIC, TALK SHOWS AND SPORTS

KEEP THINGS MOVING WITH THE BEST VARIETY OF ENTERTAINMENT ON THE ROAD. YOU CAN SCREAM ABOUT SPORTS, TALK BACK TO TALK RADIO, CHUCKLE AT YOUR FAVORITE COMIC AND SOUND OFF ABOUT THE NEWS.



WEATHER ON DEMAND

WHETHER YOU'RE TRAVELING ACROSS TOWN OR ACROSS THE COUNTRY, PULLING UP THE MOST RECENT WEATHER REPORT GIVES YOU INSTANT INFO ABOUT WHAT NATURE HAS IN STORE.



SPEAK UP AND BE HEARD

SIRI[®] EYES FREE[®] RESPONDS TO YOUR VOICE[™] MAKING FOR A CONVENIENT WAY TO SAFELY AND EASILY CONTROL YOUR IPHONE.[®]

SiriusXM[®] TRAVEL LINK[™]

SEE INTO THE FUTURE

TAKE ADVANTAGE OF WEATHER AND TRAFFIC REPORTS WITH A FIVE-YEAR TRIAL SUBSCRIPTION[†] TO SIRIUSXM[®] TRAVEL LINK[™] AND SIRIUSXM TRAFFIC[®].


†Available on select Uconnect systems. See dealer for details.



KNOW THE ROAD

KEEP INFORMED ABOUT WHAT LIES AHEAD, FROM TRAFFIC TO ROAD CONDITIONS AND DELAYS—AND EVEN POSSIBLE DANGERS.





ULTIMATE CAPABILITY POWER WAGON®



6.4L HEMI® V8 | 12,000-LB WARN® WINCH | RAM ARTICULINK® FRONT SUSPENSION | 33" GOODYEAR® DURATRAC® TIRES | ELECTRONIC LOCKING DIFFS | 14.3" GROUND CLEARANCE | 26.3" FRONT SUSPENSION ARTICULATION



ELECTRONICALLY DISCONNECTING FRONT SWAY BAR | POWDER-COATED STEEL BUMPERS | FUNCTIONAL TOW/RECOVERY HOOKS | HEAVY-DUTY STEEL UNDERCARRIAGE PROTECTION | BILSTEIN MONOTUBE SHOCKS

THERE IS SIMPLY NO OTHER TRUCK YOU CAN BUY WITH THIS LEVEL OF FACTORY-WARRANTED CAPABILITY. 6.4L HEMI® V8 with 410 HP and 429 lb-ft of torque • Ram Power Wagon® spec **12,000-lb WARN® Winch** with 90 ft (85 ft usable) of 7/16-inch galvanized aircraft wire cable • **Ram Articulink® Front Suspension** adds an extra rubber bushing and link to the front control arms, allowing the axle to roll with the suspension • **33-inch Goodyear® DuraTrac® Tires** offer excellent traction on- and off-road • **Electronically Locking Front and Rear Differentials** offer superior extreme off-road capability without compromising on-road performance • **14.3-inch Ground Clearance** from taller, softer springs • **Electronically Disconnecting Front Sway Bar**, essentially a two-piece bar that disconnects, allowing far more front suspension articulation • **Powder-coated Steel Bumpers** with functional integrated front-end Tow/Recovery Hooks • **Tubular Steel Underbody Protection and Steel Skid Plates** for the transfer case and gas tank • Ram Power Wagon spec **Bilstein® Monotube Shock Absorbers** are engineered to handle rapid off-road movements throughout the length of their travel.

Get more at RAMTRUCKS.COM



SIGNATURE INSTRUMENTATION. Ram Power Wagon® certainly rules the off-road, but it's abundantly clear who's running this operation. While the six-ring instrumentation cluster instantly telegraphs major vehicle functions, you're also kept in the know with an active (and interactive) driver-selectable menu of dozens of real-time mechanical data, all of it controlled by steering wheel-mounted buttons.

MUSCLE TAKES YOU FORWARD. SUCH STYLE MIGHT TAKE YOU ABACK. Unrivaled capability in no way translates into unpolished surroundings. To the contrary—the design of the Ram Power Wagon® interior offers levels of refinement and comfort that separate you from the great outdoors—and separate this truck from most others. Count on generous Crew Cab seating, ample storage, and telematics and communications that keep you in touch with the world. Shown below with available Black leather-trimmed seats.

BRANDED INTERIOR TREATMENTS. New for the 2017 Ram Power Wagon: revised seat designs that combine total attitude with total comfort. Our designers took a cue from that notorious Ram 1500 upstart, Rebel®; now you'll find a Power Wagon signature on the seat bolsters with an all-new pattern that replicates the tread design of the oversize Goodyear® tires. To put it concisely, it rocks.



THE NAME SAYS IT ALL: THIS IS EXCEPTIONAL CAPABILITY.

Build a truck with this degree of strength, and the off-road becomes an on-ramp to adventure or serious work—because this Ram 2500 Crew Cab packs it all in. In addition to the features from the previous page, add standard Hill Descent Control. A 180-amp alternator. Solid Tru-Lok® front and rear axles with uncompromising 4.10 axle ratios. That front stabilizer bar allows up to 26.3 inches of articulation, with a standard 14.3-inch ground clearance. Factor in that manual-shifting part-time 4x4 transfer case, and you can take on just about anything. Get more at RAMTRUCKS.COM



UNLIMITED STYLE. LIMITED

▶ **NO LUXURY HAS BEEN SPARED.** Driving a Ram Heavy Duty Limited removes all doubt as to who's in charge. Look for a unique Limited tailgate, body-color wheel flares and—on single-rear-wheel models—wheel-to-wheel side steps and 20-inch painted aluminum wheels with chrome inserts. Enjoy the same head-turning attention whether towing a boat or rolling up to the golf club. Shown below: tailgates with the standard chrome and available Black Ram logo.



Properly secure all cargo.



► **THINK HEAVYWEIGHT CHAMPION IN A TUXEDO.** Ram Heavy Duty Limited. With premium features like a leather-trimmed Black interior, buckled map pockets, center console with tambour door, and instrumentation that includes a 7-inch Driver Information Display and 8.4-inch touchscreen radio with Navigation, this luxury-driven pickup has it all.





LARAMIE LONGHORN®

LARAMIE LONGHORN®: THE ARCHITECTURE OF REFINEMENT. It's the ideal build: shown with available Monotone paint, which includes chrome front and rear bumpers, body-color wheel flares, cab-length chrome tubular side steps and premium aluminum wheels. The interior—described on the following pages—is equally as refined.



Properly secure all cargo.







► **RAM LARAMIE LONGHORN®** This proves that craftsmanship is alive and thriving. Appointments include heated/ventilated front seats, European burled wood accents, front seat-back map pockets with silver buckles, multiview full-color Driver Information Display and premium leather trim throughout. Shown here in Cattle Tan/Black.



LIVE THE GOOD LIFE.
LARAMIE®



► **LIFE IS GOOD IN LARAMIE.®** Premium standards include chrome LED taillamps and bifunctional projector headlamps, chrome grille, chrome mirrors with memory function, body-color wheel flares and the ParkView® Rear Back-Up Camera.⁵

Properly secure all cargo.



SIX-PACK

▶ **HERE, THE VIEW IS ALWAYS STUNNING.** In a Ram Heavy Duty Laramie,[®] sophistication includes standard seating for six in Black or Light Frost Beige (shown), heated and ventilated leather-trimmed driver and front-passenger seats, and refinements like a heated steering wheel, power pedals with memory, premium audio system and Dual-Zone Automatic Temperature Control.

LARAMIE[®] SPORT APPEARANCE GROUP



► **THE LARAMIE SPORT APPEARANCE GROUP.**

The Group takes what's fine and makes it more refined, adding touches that include a Monotone paint treatment for the body, grille surround, bumpers, wheel flares and door handles, and a Black treatment for the badges, mirrors, projector headlamps and those 20-inch aluminum wheels.





FIELD BOSS LONE STAR*



► **TEXAS IS SO SPECIAL, IT MERITS ITS OWN TRIM.**

Ram honors the Lone Star state with a heavy-duty namesake. Ram 2500/3500 Lone Star* comes to work with a chrome billet grille, fog lamps and 18-inch polished aluminum wheels. Inside, look for premium cloth seats and a leather-wrapped steering wheel with remote audio controls.



*Lone Star model available only in Texas.



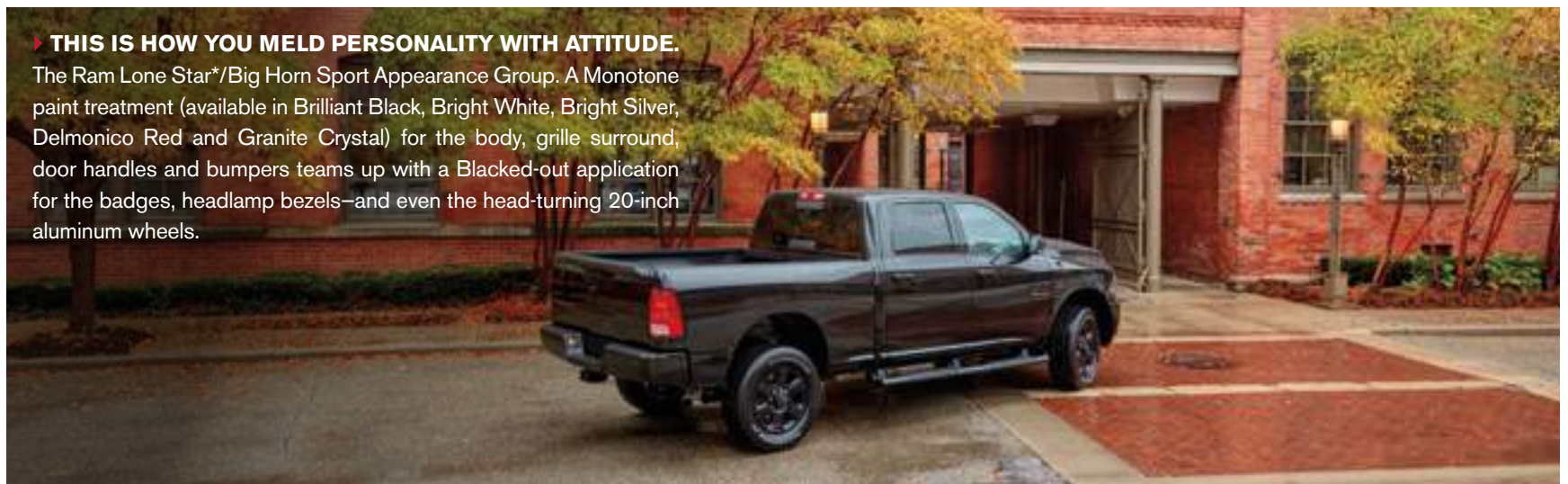
LONE STAR* / BIG HORN®

SPORT

APPEARANCE GROUP

► **THIS IS HOW YOU MELD PERSONALITY WITH ATTITUDE.**

The Ram Lone Star*/Big Horn Sport Appearance Group. A Monotone paint treatment (available in Brilliant Black, Bright White, Bright Silver, Delmonico Red and Granite Crystal) for the body, grille surround, door handles and bumpers teams up with a Blacked-out application for the badges, headlamp bezels—and even the head-turning 20-inch aluminum wheels.



*Lone Star model available only in Texas.

NEW FOR 2017:
THE RAM 2500 4x4 OFF-ROAD PACKAGE.

4x4
OFF ROAD



▶ **IT MAKES RAM 2500 TOUGHER THAN EVER.** We get it: you want exceptional off-road capability—and the new Ram 2500 4x4 Off-Road Package is designed for those who need essential off-road upgrades combined with tough 3/4-ton pushing, pulling and hauling.

▶ **A FULL PACKAGE FOR A FULL-SIZE PICKUP.** The Off-Road Package includes a heavy-duty transfer case skid plate shield, performance-tuned Bilstein® monotube shocks, electronic Hill Descent Control, large front tow hooks, wheel flares and custom 4x4 graphics—all riding on tough Firestone® On-/Off-Road tires. Available for most Ram 2500 4x4 models, with this long list of functional upgrades, the Off-Road Package gives you the confidence to explore off the beaten path.

RAM 2500/3500 TRIM LEVELS

TRADESMAN®

Tough, no-nonsense capability for the workman



POWERTRAIN

- 5.7L HEMI® V8/6-speed automatic (26A)
- 6.4L HEMI V8 Multi-Displacement System (MDS)/6-speed automatic (22A)
- 6.7L I-6 Cummins® Turbo Diesel/6-speed manual (2EA)
- 6.7L I-6 Cummins Turbo Diesel/6-speed automatic (2FA)
- 6.7L I-6 Cummins High Output Turbo Diesel/6-speed AISIN® automatic (28A) (3500 only)

STANDARD FEATURES:



INTERIOR AMENITIES

- Air conditioning
- Heavy-duty vinyl 40/20/40 split-bench seat
- Black vinyl floor covering
- Mini floor console
- Instrument panel Black bezel
- Tinted windows
- Rear fixed window
- Rearview day/night mirror
- 12-volt auxiliary power outlet
- Speed control
- 6-speaker audio system
- Manual 6 x 9-inch Black mirrors
- Automatic headlamps
- Tilt steering column
- Instrument cluster with 3.5-inch Driver Information Display
- Radio 3.0 AM/FM
- Media Hub with audio input jack and remote USB port

EXTERIOR FEATURES

- Painted steel wheels
- Black front and rear bumpers
- Black grille
- Quad-lens halogen headlamps
- Incandescent taillamps
- Black door handles
- Body-color headlamp filler panel

CAPABILITY & FUNCTIONALITY

- Manual shifting, part-time 4x4 transfer case
- Conventional front and rear differentials
- Dual 730-amp maintenance-free batteries (with available Cummins)
- Heavy-duty engine cooling
- Heavy-duty front and rear shock absorbers
- Front stabilizer bar
- Class V hitch receiver
- Trailer tow with 4- and 7-pin wiring harness connector

SAFETY & SECURITY

- Six air bags¹⁵ including driver and front-passenger, side-curtain and front seat side-mounted
- Four-wheel antilock disc brakes
- Locking tailgate
- Electronic Stability Control (ESC)⁷
- Sentry Key® Theft Deterrent System
- Variable/intermittent windshield wipers
- Tire Pressure Monitoring Display (2500)
- Tire Pressure Information System (3500)

SLT

Uncompromising strength with welcome touches of comfort



POWERTRAIN

- 5.7L HEMI V8/6-speed automatic (26G)
- 6.4L HEMI V8 MDS/6-speed automatic (22G)
- 6.7L I-6 Cummins Turbo Diesel/6-speed manual (2EG)
- 6.7L I-6 Cummins Turbo Diesel/6-speed automatic (2FG)
- 6.7L I-6 Cummins High Output Turbo Diesel/6-speed AISIN automatic (28G) (3500 only)

INCLUDES SELECT TRADESMAN FEATURES, PLUS:



INTERIOR AMENITIES

- Cloth 40/20/40 bench seat
- Premium vinyl door trim with map pocket
- Carpet floor covering
- Front and rear floor mats
- Overhead console with map lights
- Chrome accent shift knob
- Uconnect® 5.0 touchscreen radio with Bluetooth® Integrated Voice Command⁴
- Remote USB charge-only port
- Rearview mirror with microphone
- Rear power-sliding window
- Instrument panel color-keyed bezel
- SiriusXM® Satellite radio⁹ with 1-year trial subscription

EXTERIOR FEATURES

- Chrome front and rear bumpers
- Chrome grille
- Chrome door handles
- Steel chrome-clad wheels

CAPABILITY & FUNCTIONALITY

- Electronic shifting, part-time 4x4 transfer case
- Remote Keyless Entry with AllSecure®
- Electronic trailer brake controller

RAM 2500/3500 TRIM LEVELS

LONE STAR*/ BIG HORN®

It stands up and stands alone—with its own trim level for Texas



POWERTRAIN

- 5.7L HEMI® V8/6-speed automatic (26Y/26Z)
- 6.4L HEMI V8 Multi-Displacement System (MDS)/6-speed automatic (22Y/22Z)
- 6.7L I-6 Cummins® Turbo Diesel/6-speed manual (2EY/2EZ)
- 6.7L I-6 Cummins Turbo Diesel/6-speed automatic (2FY/2FZ)
- 6.7L I-6 Cummins High Output Turbo Diesel/6-speed AISIN® automatic (28Y/28Z) (3500 only)

INCLUDES SELECT SLT FEATURES, PLUS:



INTERIOR AMENITIES

- Premium cloth 40/20/40 bench seat with 10-way power adjustment and power lumbar control on the driver's side
- Leather-wrapped steering wheel with remote audio controls
- 115-volt power outlet
- Fold-flat load floor (Crew Cab)
- 60/40 split-folding rear seat
- SiriusXM® Satellite Radio⁸ with 1-year trial subscription

EXTERIOR FEATURES

- Fog lamps
- Chrome grille surround with billets
- 18-inch polished aluminum wheels (SRW)
- 17-inch steel wheels with chrome finish (DRW)

CAPABILITY & FUNCTIONALITY

- Antispin differential rear axle

SAFETY & SECURITY

- Remote Start System (automatic transmission only)



AVAILABLE SPORT APPEARANCE GROUP

Includes:

- Monotone paint
- Body-color painted front and rear bumpers
- Body-color grille surround
- Black badges for fender/doors/tailgate
- Black bezel quad-lens halogen headlamps
- Body-color door handles
- 20-inch Black painted aluminum wheels
- ParkView® Rear Back-Up Camera⁵

POWER WAGON®

This is attitude and capability taken to the max—exactly where you want to go. 2500 Crew Cab only



POWERTRAIN

- 6.4L HEMI V8 MDS/6-speed automatic (22P)

INCLUDES SELECT SLT FEATURES, PLUS:



INTERIOR AMENITIES

- Premium 7-inch Driver Information Display with Power Wagon graphics
- Premium cloth seats with embossed tread pattern
- Premium door trim
- Premium instrument panel with stitching and Power Wagon badge
- SiriusXM Satellite Radio⁸ with 1-year trial subscription

EXTERIOR FEATURES

- Premium LED taillamps—Black
- Bifunctional projector headlamps—Black
- Clearance lamps
- Fog lamps
- Black headlamp filler panel
- Unique Power Wagon Black grille
- Black powder-coated front and rear bumpers
- Black wheel flares
- Two-tone paint with Black lower
- 17-inch aluminum wheels with Matte Black pockets
- LT285/70R17D OWL All-Terrain tires
- Power Wagon graphic decals

CAPABILITY & FUNCTIONALITY

- Hill Descent Control
- 180-amp alternator
- Manual shifting, part-time 4x4 transfer case
- 4.10 axle ratios
- Tru-Lok® front and rear electronic locking axles
- Front electronic disconnecting stabilizer bar
- Bilstein® performance front and rear shocks
- Tow hooks
- Fuel tank skid plate shield
- Transfer case skid plate shield
- Front 12,000-lb WARN® winch

AVAILABLE LEATHER AND LUXURY GROUP

Includes:

- Leather-trimmed 40/20/40 bench seat
- Ventilated driver and front-passenger seats
- Heated driver and front-passenger seats
- Power 10-way memory driver, 6-way passenger seats
- Dual-Zone Automatic Temperature Control
- Overhead console with Universal Garage Door Opener
- LED interior lighting
- Security alarm
- Premium 10-speaker audio system with subwoofer
- ParkView Rear Back-Up Camera⁵
- ParkSense® Front and Rear Park Assist System⁵
- Uconnect® 8.4 touchscreen radio with Bluetooth® Integrated Voice Command⁴

RAM 2500/3500 TRIM LEVELS

LARAMIE®

Heavy-duty capability joins heavy-duty luxury



POWERTRAIN

- 5.7L HEMI® V8/6-speed automatic (26H)
- 6.4L HEMI V8 Multi-Displacement System (MDS)/6-speed automatic (22H)
- 6.7L I-6 Cummins® Turbo Diesel/6-speed manual (2EH)
- 6.7L I-6 Cummins Turbo Diesel/6-speed automatic (2FH)
- 6.7L I-6 Cummins High Output Turbo Diesel/6-speed AISIN® automatic (28H) (3500 only)

INCLUDES SELECT BIG HORN® FEATURES, PLUS:



INTERIOR AMENITIES

- Leather trim 40/20/40 bench seat
- Ventilated driver and front-passenger seats
- Heated driver and front-passenger seats
- Deluxe door trim panels
- Dual-Zone Automatic Temperature Control
- Instrument panel woodgrain bezel
- Power 10-way memory driver, 6-way passenger seats
- LED interior lighting
- Heated steering wheel
- Premium II 10-speaker audio system with subwoofer
- Premium cluster with 7-inch Driver Information Display
- SiriusXM® Satellite Radio® with 1-year trial subscription

EXTERIOR FEATURES

- Premium LED taillamps—chrome
- Chrome exterior mirrors with memory function
- Bifunctional projector headlamps—chrome
- Chrome grille
- Body-color wheel flares
- Laramie badge
- 18-inch polished aluminum wheels (SRW)
- 17-inch polished aluminum wheels (DRW)

SAFETY & SECURITY

- Security alarm
- ParkView® Rear Back-Up Camera⁵
- ParkSense® Front and Rear Park Assist System⁵



AVAILABLE SPORT APPEARANCE GROUP

Includes:

- Monotone paint
- Body-color painted front and rear bumpers
- Body-color grille with Black inserts
- Blacked-out projector headlamps and Blacked-out LED taillamps
- Body-color door handles
- 20-inch Black painted wheels with OWL tires (SRW models only)
- Black exterior mirrors
- Black badges for fender/doors/tailgate

LARAMIE LONGHORN®

Impressive levels of power and refinement



POWERTRAIN

- 5.7L HEMI V8/6-speed automatic (26K)
- 6.4L HEMI V8 MDS/6-speed automatic (22K)
- 6.7L I-6 Cummins Turbo Diesel/6-speed automatic (2FK)
- 6.7L I-6 Cummins High Output Turbo Diesel/6-speed AISIN automatic (28K) (3500 only)

INCLUDES SELECT LARAMIE FEATURES, PLUS:



INTERIOR AMENITIES

- Premium leather bucket seats
- Premium door trim panels
- Luxury front and rear floor mats
- Leather-wrapped shift knob
- Full-length premium upgraded floor console
- Laramie Longhorn instrument cluster
- Laramie Longhorn interior accents
- Heated second-row seats
- Uconnect® 8.4 NAV touchscreen radio with Bluetooth® Integrated Voice Command⁴ and premium Navigation
- Premium wood/leather-wrapped steering wheel
- SiriusXM Satellite Radio⁸ with 1-year trial subscription

EXTERIOR FEATURES

- LED Bed Lighting
- Accent-color front bumper
- Accent-color rear bumper
- Mopar® door sill guards
- Chrome grille with Ram logo
- Accent-color running boards
- Laramie Longhorn badge
- 18-inch polished aluminum wheels with accent-color inserts (SRW)
- 17-inch polished aluminum wheels with Longhorn center cap (DRW)
- Tow hooks
- Spray-in bedliner
- Chrome belt moldings

SAFETY & SECURITY

- Remote Start System
- Security alarm
- ParkView Rear Back-Up Camera⁵
- ParkSense Front and Rear Park Assist System⁵



AVAILABLE MONOTONE PAINT

- Includes chrome front and rear bumpers, body-color wheel flares, chrome side steps and 18-inch polished aluminum wheels with Silver inserts

RAM 2500/3500 TRIM LEVELS

LIMITED

A premium Black leather-trimmed interior sets this Ram apart



POWERTRAIN

- 5.7L HEMI® V8/6-speed automatic (26M)
- 6.4L HEMI V8 Multi-Displacement System (MDS)/6-speed automatic (22M)
- 6.7L I-6 Cummins® Turbo Diesel/6-speed automatic (2FM)
- 6.7L I-6 Cummins High Output Turbo Diesel/6-speed AISIN® automatic (28M) (3500 only)

INCLUDES SELECT LARAMIE LONGHORN® FEATURES, PLUS:



INTERIOR AMENITIES

- Premium leather bucket seats
- Premium door trim panels
- Luxury front and rear floor mats
- Leather-wrapped shift knob
- Full-length premium upgraded floor console
- Limited instrument cluster
- Heated second-row seats
- Uconnect® 8.4 NAV touchscreen radio with Bluetooth® Integrated Voice Command⁴ and premium Navigation
- Premium wood/leather-wrapped steering wheel
- SiriusXM® Satellite Radio⁶ with 1-year trial subscription

EXTERIOR FEATURES

- Monotone paint
- Body-color front and rear bumpers
- Chrome grille with Ram logo
- Limited chrome bodyside molding
- Unique Limited tailgate
- Chrome belt moldings
- Body-color wheel flares
- Wheel-to-wheel side steps (SRW only)
- 20-inch painted aluminum wheels with chrome inserts (SRW)
- 17-inch polished aluminum wheels (DRW)
- RamBox® Cargo Management System (6'4" box SRW models only)

SAFETY & SECURITY

- Keyless Enter 'n Go™
- Rain-sensitive windshield wipers
- Auto High-Beam Headlamp Control
- Remote Start System
- Security alarm
- ParkView® Rear Back-Up Camera⁵
- ParkSense® Front and Rear Park Assist System⁵



AVAILABLE CHROME BUMPER PACKAGE

- Includes chrome front and rear bumpers

RAM 2500/3500 PACKAGES / EQUIPMENT GROUPS

| | Sales Code | Tradesman® Reg / Crew | SLT Reg / Crew / Mega | Lone Star® / Big Horn® Crew / Mega | Power Wagon® Crew | Laramie® Crew / Mega | Laramie Longhorn Crew / Mega | Limited Crew / Mega |
|--|------------|-----------------------|-----------------------|------------------------------------|-------------------|----------------------|------------------------------|---------------------|
| CPOS PACKAGE | | 2TA | 2TG | 2TY/Z | 2TP | 2TH | 2TK | 2TM |
| BOX DELETE — Regular Cab, Crew Cab, not available with diesel engine | XBC | 0 | 0 | 0 | - | - | - | - |
| CHROME APPEARANCE GROUP — Includes chrome bumpers, chrome grille surround and steel chrome-clad wheels (SRW) or steel wheels with chrome finish (DRW) | AED | 0 | - | - | - | - | - | - |
| CHROME BUMPER PACKAGE — Includes chrome front and rear bumpers | AST | - | - | - | - | - | - | 0 |
| COLD WEATHER GROUP — Includes engine block heater and winter front grille cover (diesel only) | ADE | 0 | 0 | 0 | - | 0 | 0 | 0 |
| CONVENIENCE GROUP — Auto High-Beam Headlamp Control, rain-sensitive windshield wipers (not available with Cargo-View Camera ⁵) | ADC | - | - | - | - | 0 | 0 | - |
| DUAL REAR WHEEL GROUP — 3500 only; not available with Crew Cab 6'4" box (includes clearance lamps for the cab, box and fenders) | WLA | 0 | 0 | 0 | - | 0 | 0 | 0 |
| FIFTH-WHEEL / GOOSENECK TOWING PREP GROUP — Includes in-bed 7-pin harness connector and mounting provisions for 5th-wheel or gooseneck hitches | AHU | 0 | 0 | 0 | - | 0 | 0 | 0 |
| HEATED SEATS AND WHEEL GROUP — Includes heated cloth seats, heated leather steering wheel (requires *M9, *MJ or *S9 seats) | AGF | - | - | 0 | 0 | - | - | - |
| LEATHER AND LUXURY GROUP — Includes overhead console with Universal Garage Door Opener, deluxe door trim panel, leather-trimmed 40 / 20 / 40 bench seat, security alarm, memory function for radio, driver seat and mirrors, sun visors with illuminated vanity, power foldaway mirrors, glove box and underhood lamp, rear dome lamp with on / off switch, LED interior lighting, front and rear door accent lighting, Premium II audio system, Uconnect 8.4 radio, ParkView Rear Back-Up Camera ⁵ ParkSense Front and Rear Park Assist System ⁵ | ACX | - | - | - | 0 | - | - | - |
| LUXURY GROUP — Includes overhead console with Universal Garage Door Opener, illuminated vanity mirror, auto-dimming mirror, exterior heated / power folding mirrors with signal and puddle lamps, heated seats and steering wheel for Y/Z CPOS, premium cluster with 7-inch Driver Information Display (DID), switchable dome lamp, ashtray lamp, LED Bed Lighting, leather-wrapped steering wheel with audio controls, glove box lamp, under-hood lamp | ADA | - | 0 | 0 | 0 | - | - | - |
| OFF-ROAD PACKAGE — Includes Hill Descent Control, tow hooks, transfer case skid plate, wheel flares, off-road decal, performance-tuned front and rear shocks and OWL On- / Off-Road tires | ARC | 0 | 0 | 0 | - | 0 | 0 | 0 |
| POPULAR EQUIPMENT GROUP SLT — Premium cloth 40 / 20 / 40 bench seat, fog lamps, OWL tires (Regular Cab only) | ALW | - | 0 | - | - | - | - | - |
| POPULAR EQUIPMENT GROUP TRADESMAN — Includes 40 / 20 / 40 cloth bench seat, carpeted flooring, floor mats, remote keyless entry and SiriusXM Satellite Radio ⁶ | AJY | 0 | - | - | - | - | - | - |
| POWER AND REMOTE ENTRY GROUP — Includes premium vinyl door trim, remote keyless entry, power heated mirrors, power windows and power locks (Regular Cab only) | AJH | 0 | - | - | - | - | - | - |
| POWER WAGON PACKAGE — Includes Hill Descent control, 180-amp alternator, front and rear locking differentials, 4.10 axle ratio, tow hooks, fuel tank and transfer case skid plates, front electric winch, Black wheel flares, fog lamps, Black headlamp filler panels, chrome front and rear bumpers, electronic disconnecting front sway bar, Ram Articulate [®] front suspension, 17-inch polished aluminum wheels with LT285/70RD OWL All-Terrain tires (2500 Crew Cab 6'4"-bed 4x4 models only) | ACE | 0 | - | - | - | - | - | - |
| PROTECTION GROUP (4x4 only) — Includes tow hooks and transfer case skid plate | ADB | 0 | 0 | 0 | - | 0 | 0 | 0 |
| SNOW CHIEF GROUP — Includes 180-amp alternator for 5.7L V8 (220-amp alternator for 6.4L V8 or 6.7L Cummins Turbo Diesel), antispin differential, transfer case skid plate, auxiliary switches, clearance lamps, 18-inch wheels and OWL On- / Off-Road tires (single-rear-wheel models only) | AD2 | 0 | 0 | 0 | - | 0 | 0 | 0 |
| SNOWPLOW PREP GROUP — 180-amp alternator for 5.7L V8, 220-amp for 6.4L V8 and 6.7L diesel, transfer case skid plate (4x4 models only) | AHD | 0 | 0 | 0 | - | 0 | 0 | 0 |
| SPORT APPEARANCE GROUP — Includes Monotone paint, body-color door handles, Black exterior mirrors, Black Ram tailgate badge, Black 4x4 badge (4x4 only), Blacked-out headlamps, body-color painted front and rear bumpers, body-color grille with Black insert, 20-inch Black painted wheels with OWL tires and ParkView Rear Back-Up Camera ⁵ on Y/Z CPOS (SRW models only) | ADV | - | - | 0 | - | 0 | - | - |

⁵Lone Star model available only in Texas. Complete features, options and available packages listing for all trim levels in Buyer's Guide.

RAM 2500/3500 EXTERIOR COLORS



Bright White



Pearl White



Bright Silver Metallic



Granite Crystal Metallic



Maximum Steel Metallic



Brilliant Black Crystal Pearl



Blue Streak Pearl



True Blue Pearl



Luxury Brown Pearl



Flame Red



Delmonico Red Pearl



Black Forest Green Pearl

PAINT COLORS AND TWO-TONE OPTIONS

| | Tradesman® | SLT | Lone Star®/ Big Horn® | Power Wagon® | Laramie® | Laramie Longhorn® | Limited |
|-----------------|------------|-----|--------------------------|--------------|----------|----------------------|---------|
| Delmonico Red | • | • | • | • ■ | M, ■ | M, ■ | • |
| Flame Red | • | • | • | • ■ | M, ■ | M | N/A |
| Luxury Brown | • | • | • | N/A | M, ■ | M, ■ | N/A |
| Black Forest | • | • | • | N/A | M, ■ | M, ■ | N/A |
| Blue Streak | • | • | • | • ■ | M, ■ | N/A | N/A |
| True Blue | • | • | • | N/A | M, ■ | M | • |
| Bright Silver | • | • | • | • ■ | M | M | • |
| Granite Crystal | • | • | • | • ■ | M, ■ | M | • |
| Maximum Steel | • | • | • | • ■ | M, ■ | M | • |
| Brilliant Black | • | • | • | • | M, ■ | M, ■ | • |
| Pearl White | N/A | N/A | N/A | N/A | M, ■ | M, ■ | • |
| Bright White | • | • | • | • ■ | M, ■ | M, ■ | • |

• = Available Color M = Monotone ■ = Black Lower ■ = Silver Lower ■ = White Gold Lower N/A = Not Available



Power Wagon shown in Flame Red with Black lower



Laramie shown in Blue Streak Pearl with Silver lower



Laramie Longhorn shown in Luxury Brown Pearl with White Gold lower

To see examples of all possible paint combinations, visit ramtrucks.com

*Lone Star model available only in Texas.

RAM 2500/3500 INTERIOR FABRICS



Vinyl
Diesel Gray
Tradesman®

Ram Work-Grade Vinyl
Diesel Gray
Tradesman



Sedoso/Alloy Cloth
Diesel Gray
Tradesman and SLT



Sedoso/Alloy Cloth
Canyon Brown
SLT



Sedoso/Carbide Premium Cloth
Diesel Gray
SLT and Lone Star®/Big Horn®



Sedoso/Carbide Premium Cloth
Canyon Brown
SLT and Lone Star®/Big Horn



Vinyl/Cloth Embossed Tread Pattern
Black/Diesel Gray
Power Wagon®



Bristol Leather/Perforated Leather Trim
Light Frost Beige
Laramie®



Bristol Leather/Perforated Leather Trim
Black
Laramie and Power Wagon



**Natura Plus Leather with Laser Etching/Perforated
Leather with Dark Saddle Piping and Tan Accent Stitching**
Canyon Brown
Laramie Longhorn®



**Natura Plus Leather/Perforated Leather with
Dark Saddle Piping and Tan Accent Stitching**
Canyon Brown
Laramie Longhorn



**Natura Plus Leather/Perforated Leather with Black Piping
and Accent Stitching**
Cattle Tan
Laramie Longhorn



**Natura Plus Leather/Perforated Leather with Medium
Graystone Piping and Accent Stitching**
Black
Limited

*Lone Star model available only in Texas.

RAM 2500/3500 SRW WHEELS

RAM 3500 DRW WHEELS



17-inch Steel, Argent Painted Finish
Standard on 2500 Tradesman® (WDA)



17-inch Polished Aluminum
Included with Tradesman Power Wagon® Package (WFV)



17-inch Aluminum with Matte Black Pockets
Standard on Power Wagon (WFZ)



17-inch Steel, Argent Painted Finish
Standard on Tradesman (WFU)



18-inch Steel, Argent Painted Finish
Standard on 3500 Tradesman
Optional on 2500 Tradesman (WBN)



18-inch Steel, Chrome-Glad
Standard on SLT
Optional on Tradesman (WBH)



18-inch Polished Aluminum
Standard on Lone Star®/Big Horn®
Optional on SLT (WBE)



17-inch Steel, Chrome Finish
Standard on SLT and Lone Star®/Big Horn
Optional on Tradesman (WD4)



18-inch Polished Aluminum
Standard on Laramie® (WBL)



18-inch Polished Aluminum with Painted Pockets
LEFT: Accent-Color Pockets Standard on Laramie Longhorn®
with Two-Tone Exterior Paint (WBM)
RIGHT: Silver Pockets Standard on Laramie Longhorn
with available Monotone Exterior Paint (WBA)



20-inch Polished Aluminum with Accent-Color Pockets
LEFT: Accent-Color Pockets Optional on Laramie Longhorn
with Two-Tone Exterior Paint (WRK)
RIGHT: Silver Pockets Optional on Laramie Longhorn
with available Monotone Exterior Paint (WRA)



17-inch Polished Aluminum
Standard on Laramie and Limited
Optional on SLT and Lone Star®/Big Horn (WF7)



20-inch Painted Satin Carbon Aluminum with Chrome Inserts
Optional on SLT, Lone Star®/Big Horn® and Laramie (WRJ)



20-inch Aluminum Black Painted
Included with Sport Appearance Group (WF3)



20-inch Painted Aluminum with Chrome Pockets
Standard on Limited (WH3)



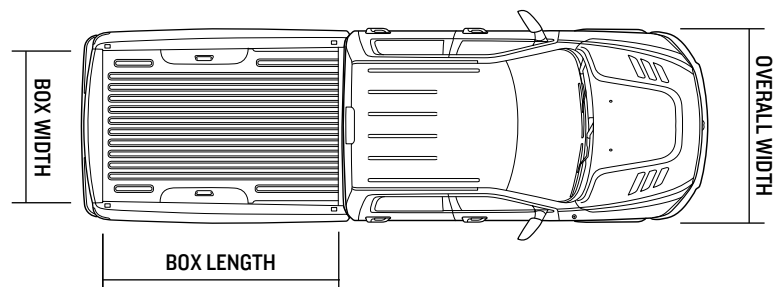
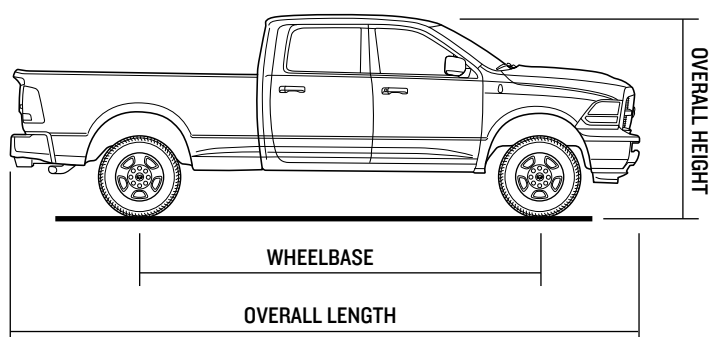
17-inch Polished Aluminum with Unique Longhorn Center Cap
Standard on Laramie Longhorn (WF9)

CONFIGURATIONS

| | Cabs | | | Boxes | | Box, 3500 Only | | Seating | |
|---------------------------------|-------------|----------|-----------|-------------------------------------|------------------------------------|-------------------------|------------------------------------|--------------------|--------------|
| | | | | | | | | | |
| | Regular Cab | Crew Cab | Mega Cab® | SRW: 6'4" Box | SRW: 8' Box | DRW: 6'4" Box | DRW: 8' Box | 40 / 20 / 40 Bench | Bucket Seats |
| 2500 / 3500 Tradesman | • | • | N/A | Available with Crew Cab | Available with Reg Cab or Crew Cab | N/A | Available with Reg Cab or Crew Cab | • | N/A |
| 2500 / 3500 SLT | • | • | • | Available with Crew Cab or Mega Cab | Available with Reg Cab or Crew Cab | Available with Mega Cab | Available with Reg Cab or Crew Cab | • | Optional |
| 2500 / 3500 Lone Star®/Big Horn | N/A | • | • | Available with Crew Cab or Mega Cab | Available with Crew Cab | Available with Mega Cab | Available with Crew Cab | • | Optional |
| 2500 Power Wagon | N/A | • | N/A | • | N/A | N/A | N/A | • | N/A |
| 2500 / 3500 Laramie | N/A | • | • | Available with Crew Cab or Mega Cab | Available with Crew Cab | Available with Mega Cab | Available with Crew Cab | • | Optional |
| 2500 / 3500 Laramie Longhorn | N/A | • | • | Available with Crew Cab or Mega Cab | Available with Crew Cab | Available with Mega Cab | Available with Crew Cab | N/A | • |
| 2500 / 3500 Limited | N/A | • | • | Available with Crew Cab or Mega Cab | Available with Crew Cab | Available with Mega Cab | Available with Crew Cab | N/A | • |

*Lone Star model available only in Texas. • = Available Configuration N/A = Not Available

RAM 2500/3500 DIMENSIONS



RAM HEAVY DUTY CREW CAB WITH 8' BOX SHOWN

RAM 2500/3500 INTERIOR DIMENSIONS

All dimensions are in inches unless otherwise noted.

| | REGULAR CAB | CREW CAB | MEGA CAB® |
|-------------------------------|-------------|-------------|-------------|
| HEAD ROOM, FRONT / REAR | 39.9 | 41.0 / 39.9 | 41.0 / 40.3 |
| LEG ROOM, FRONT / REAR | 41.0 | 41.0 / 40.3 | 41.0 / 43.3 |
| SHOULDER ROOM, FRONT / REAR | 66.0 | 66.0 / 65.7 | 66.0 / 65.7 |
| HIP ROOM, FRONT / REAR | 62.9 | 63.2 / 63.2 | 63.2 / 63.2 |
| BEHIND SECOND ROW (CU FT) | N/A | N/A | 12.1 |
| TOTAL INTERIOR VOLUME (CU FT) | 62.5 | 125.3 | 142.65 |

RAM 2500 EXTERIOR DIMENSIONS

All specs are for base models only; in inches unless otherwise noted.

| | REGULAR CAB | CREW CAB | | MEGA CAB |
|----------------------------------|---------------|---------------|---------------|---------------|
| | 8' BOX | 6'4" BOX | 8' BOX | 6'4" BOX |
| OVERALL BODY WIDTH | 79.4 | 79.4 | 79.4 | 79.4 |
| OVERALL HEIGHT (4x2 / 4x4) | 76.2 / 78.1 | 76.9 / 78.8 | 76.7 / 78.6 | 77.9 / 79.8 |
| OVERALL LENGTH | 230.4 | 237.3 | 259.4 | 248.4 |
| TRACK — FRONT (4x2 / 4x4) | 68.7 / 68.7 | 68.7 / 68.7 | 68.7 / 68.7 | 67.7 / 67.7 |
| TRACK — REAR (4x2 / 4x4) | 68.1 / 68.1 | 68.1 / 68.1 | 68.1 / 68.1 | 67.1 / 67.1 |
| WHEELBASE (4x2 / 4x4) | 140.2 / 140.4 | 149.1 / 149.3 | 169.1 / 169.3 | 160.2 / 160.4 |
| BOX HEIGHT | 20.2 | 20.1 | 20.2 | 20.1 |
| BOX LENGTH | 98.3 | 76.3 | 98.3 | 76.3 |
| BOX WIDTH, WALL TO WALL | 66.4 | 66.4 | 66.4 | 66.4 |
| BOX WIDTH, BETWEEN WHEELHOUSINGS | 51 | 51 | 51 | 51 |

RAM 3500 EXTERIOR DIMENSIONS

All specs are for base models only; in inches unless otherwise noted.

| | REGULAR CAB | | CREW CAB | | | MEGA CAB | |
|----------------------------------|---------------|---------------|---------------|---------------|---------------|---------------|---------------|
| | 8' BOX | 8' BOX DRW | 6'4" BOX | 8' BOX | 8' BOX DRW | 6'4" BOX | 6'4" BOX DRW |
| OVERALL WIDTH | 79.4 | 96.4 | 79.4 | 79.4 | 96.4 | 79.4 | 96.4 |
| OVERALL HEIGHT (4x2 / 4x4) | 77.7 / 79.1 | 77.7 / 79.1 | 78.4 / 79.8 | 77.4 / 79.6 | 77.4 / 79.6 | 78.3 / 79.7 | 77.5 / 79.0 |
| OVERALL LENGTH | 230.4 | 230.4 | 237.3 | 259.3 | 259.3 | 248.4 | 248.4 |
| TRACK — FRONT (4x2 / 4x4) | 67.7 / 67.7 | 68.6 / 69.5 | 67.7 / 67.7 | 67.7 / 67.7 | 68.6 / 69.5 | 67.7 / 67.7 | 68.6 / 69.5 |
| TRACK — REAR (4x2 / 4x4) | 67.1 / 67.1 | 75.8 / 75.8 | 67.1 / 67.1 | 67.1 / 67.1 | 75.8 / 75.8 | 67.1 / 67.1 | 75.8 / 75.8 |
| WHEELBASE (4x2 / 4x4) | 140.0 / 140.4 | 140.0 / 140.4 | 148.9 / 149.3 | 168.9 / 169.3 | 168.9 / 169.3 | 160.0 / 160.4 | 160.0 / 160.4 |
| BOX HEIGHT | 20.2 | 20.2 | 20.1 | 20.2 | 20.2 | 20.1 | 20.1 |
| BOX LENGTH | 98.3 | 98.3 | 76.3 | 98.3 | 98.3 | 76.3 | 76.3 |
| BOX WIDTH, WALL TO WALL | 66.4 | 66.4 | 66.4 | 66.4 | 66.4 | 66.4 | 66.4 |
| BOX WIDTH, BETWEEN WHEELHOUSINGS | 51 | 51 | 51 | 51 | 51 | 51 | 51 |

RAM 2500/3500 BUYER'S GUIDE

| | Sales Code | Tradesman [®] Reg / Crew | SLT Reg / Crew / Mega | Lone Star [®] / Big Horn [®] Crew / Mega | Power Wagon [®] Crew | Laramie [®] Crew / Mega | Laramie Longhorn [®] Crew / Mega | Limited Crew / Mega |
|---|------------|--------------------------------------|--------------------------|---|----------------------------------|-------------------------------------|--|------------------------|
| CPOS PACKAGE | | | | | | | | |
| 2500 | DJ | X | X | X | X | X | X | X |
| 3500 SRW / DRW (6'4" box not available with Crew Cab DRW) | D2 | X / X | X / X | X / X | - | X / X | X / X | X / X |
| ENGINE / TRANSMISSION | | | | | | | | |
| 5.7L HEMI [®] Bi-fuel CNG / gas engine / 6-speed automatic (66RFE; 2500 Regular and Crew Cab 8' box only); 383 hp / 400 lb-ft of torque | EZF / DFP | 27A | 27G | - | - | - | - | - |
| 5.7L HEMI V8 gas engine / 6-speed automatic (66RFE; SRW only); 383 hp / 400 lb-ft of torque | EZC / DFP | 26A | 26G | 26 Y / Z | - | 26H | 26K | 26M |
| 6.4L HEMI V8 gas engine with MDS / 6-speed automatic (66RFE); 410 hp / 429 lb-ft of torque (370 hp 3500 Mega Cab [®]) | ESA / DFP | 22A | 22G | 22 Y / Z | 22P | 22H | 22K | 22M |
| 6.7L Cummins [®] Turbo Diesel engine / 6-speed manual (G56); 350 hp / 660 lb-ft of torque | ETK / DEG | 2EA | 2EG | 2E Y / Z | - | 2EH | - | - |
| 6.7L Cummins Turbo Diesel engine / 6-speed automatic (68RFE); 370 hp / 800 lb-ft of torque | ETK / DG7 | 2FA | 2FG | 2F Y / Z | - | 2FH | 2FK | 2FM |
| 6.7L Cummins Turbo Diesel engine / 6-speed AISIN [®] heavy-duty automatic (3500 only); 385 hp / 900 lb-ft of torque | ETK / DF2 | 28A | 28G | 28 Y / Z | - | 28H | 28K | 28M |
| Diesel Exhaust Fluid (DEF) System (standard with diesel engine) | NA | P | P | P | - | P | P | P |
| MECHANICAL FEATURES | | | | | | | | |
| ALTERNATOR – 160-amp (standard with gas engine) | BAB | S | S | S | - | S | S | S |
| - 180-amp (standard on diesel; included with 6.4L HEMI V8; included with Snowplow Prep Group or Snow Chief Group on 5.7L HEMI V8-equipped models) | BAD | O/P | O/P | O/P | S | O/P | O/P | O/P |
| - Dual-rated at 380 amps (6.4L gas V8 only; includes 160-amp and 220-amp alternators) | XF5 | O | O | O | O | O | O | O |
| - Dual-rated at 440 amps (6.7L diesel only; includes two 220-amp alternators) | XF7 | O | O | O | - | O | O | O |
| AXLES – Antispin rear differential (standard on 3500; included with Snow Chief Group) | DSA | O/P/S | O/P/S | O/P/S | - | O/P/S | O/P/S | O/P/S |
| - Electronically locking front and rear differentials (included with Power Wagon Package) Crew Cab only | DSE | P | - | - | S | - | - | - |
| - 3.42 ratio (standard for diesel) | DMR | O | O | O | - | O | O | O |
| - 3.73 ratio (standard for gas; available for 3500 DRW diesel) | DME | S/O | S/O | S/O | - | S/O | S/O | S/O |
| - 4.10 ratio (optional for gas; available for 3500 DRW diesel; included with Power Wagon Package) | DMF | O/P | O | O | S | O | O | O |
| - 11.5-inch rear axle – SRW | DRQ | S | S | S | S | S | S | S |
| - 11.5-inch rear axle – 3500 DRW only (included with 6.4L gas engine, diesel / G56 manual transmission, diesel / 68RFE or diesel / AISIN transmission with 3.42 axle ratio) | DRX | P | P | P | - | P | P | P |
| - 11.8-inch rear axle – 3500 DRW only (included with diesel / DF2 transmission with 3.73 and 4.10 axle ratios; optional with DG7 transmission) | DRS | O/P | O/P | O/P | - | O/P | O/P | O/P |
| BATTERY – 730-amp, maintenance-free (two required for diesel) | BCN | S | S | S | S | S | S | S |
| DIESEL EXHAUST BRAKE – With “smart” function (included with diesel engine) | NEN | P | P | P | - | P | P | P |
| DOT-CERTIFIED SAFETY KIT – Includes fire extinguisher, three reflecting triangles, two Red flags and spare fuses | ACL | O | O | O | O | O | O | O |
| ELECTRONIC UPFITTER MODULE – Not available with premium speakers | XXS | O | O | O | O | - | - | - |
| ENGINE BLOCK HEATER – Included with Cold Weather Group on diesel-equipped models | NHK | O/P | O/P | O/P | O | O/P | O/P | O/P |
| FUEL TANKS – 18.2-G.G.E. (gasoline gallon equivalent) dual CNG tanks (included with CNG engine) | XXV | P | P | - | - | - | - | - |
| - 28-gallon tank (included with Regular Cab models equipped with diesel) | NGC | P | P | - | - | - | - | - |
| - 31-gallon tank (included with 6'4" box) | NFT | S | S | S | S | S | S | S |
| - 32-gallon tank (included with 8' box; standard with CNG engine) | NFX / NG9 | S | S | S | - | S | S | S |
| SHOCKS – Front, heavy-duty | SFB | S | S | S | - | S | S | S |
| - Rear, heavy-duty | SGB | S | S | S | - | S | S | S |
| - Front, performance-tuned (included with Off-Road Package; 2500 only) | SFC | P | P | P | - | P | P | P |
| - Rear, performance-tuned (included with Off-Road Package; 2500 only) | SGC | P | P | P | - | P | P | P |
| - Front and rear Bilstein [®] gas-charged monotube (included with Power Wagon Package) | NA | P | - | - | S | - | S | S |
| SKID PLATES (4x4) – Transfer case (included in Protection Group, Snowplow Prep Group, Snow Chief Group, Off-Road Package and Power Wagon Package) | XEF | P | P | P | S | P | P | P |
| - Fuel tank (included with Power Wagon Package; 2500 only) | XEE | P | - | - | S | - | - | - |
| STEERING – Power recirculating ball | SBE | S | S | S | S | S | S | S |
| SUSPENSIONS – Front, three-link coil spring suspension | SDB | S | S | S | - | S | S | S |
| - Front, Ram Articulink [®] suspension (included with Power Wagon Package; 2500 only) | SD1 | P | - | - | S | - | - | - |
| - Front electronic disconnecting stabilizer bar (included with Power Wagon Package; 2500 only) | SHG | P | - | - | S | - | - | - |
| - Front stabilizer bar | SHA | S | S | S | - | S | S | S |
| - Rear, five-link coil spring suspension (2500 only) | NA | S | S | S | S | S | S | S |
| - Rear, Hotchkiss leaf spring suspension (3500 only) | NA | S | S | S | - | S | S | S |
| - Rear, Auto-Level dual-mode air spring suspension system | SEB | O | O | O | - | O | O | O |
| TOW HOOKS – 3500 models | XEA | S | S | S | - | S | S | S |
| - 2500 models (included with diesel engine; optional on 4x2; included with Protection Group; included with Off-Road Package; included with Power Wagon Package on 4x4 models) | XEA | O/P | O/P | O/P | S | O/P | S | S |
| TRAILER TOW – 4- and 7-pin trailer harness plug (combination receptacle) | XFU / XFK | S | S | S | S | S | S | S |
| - Class V hitch receiver | XFR | S | S | S | S | S | S | S |
| TRANSFER CASES (4x4 models only) – Manual shift-on-the-fly | DK1 | S | - | - | S | - | - | - |
| - Electronic shift-on-the-fly | DK3 | O | S | S | - | S | S | S |
| WINCH – WARN [®] front, electric, 12,000-lb capacity (included with Power Wagon Package) | XE5 | P | - | - | S | - | - | - |
| - Tire carrier | TBM | S | S | S | S | S | S | S |

S = Standard. O = Optional. P = Part of package. - = Not available.
 Note: some features and / or applications may be late availability.
 Complete Packages and Equipment Groups listing on page 37.

*Lone Star model available only in Texas.

RAM 2500/3500 BUYER'S GUIDE

| | Sales Code | Tradesman® Reg / Crew | SLT Reg / Crew / Mega | Lone Star® / Big Horn® Crew / Mega | Power Wagon® Crew | Laramie® Crew / Mega | Laramie Longhorn® Crew / Mega | Limited Crew / Mega |
|---|------------|--------------------------|--------------------------|---------------------------------------|----------------------|-------------------------|----------------------------------|------------------------|
| | | 2TA | 2TG | 2TY / Z | 2TP | 2TH | 2TK | 2TM |
| CPOS PACKAGE | | | | | | | | |
| EXTERIOR FEATURES | | | | | | | | |
| BEDLINER — Spray-in (not available with Ram 2500 CNG model) | XMF | 0 | 0 | 0 | 0 | 0 | S | S |
| BED LIGHTING — LED (included with RamBox® System or Luxury Group) | LPL | 0/P | P | P | P | 0/P | S | S |
| BODY MODEL AND BOX — Regular Cab 8' box | 62 | 0 | 0 | - | - | - | - | - |
| – Crew Cab 6'4" box (SRW only) | 91 | 0 | 0 | 0 | S | 0 | 0 | 0 |
| – Crew Cab 8' box | 92 | 0 | 0 | 0 | - | 0 | 0 | 0 |
| – Mega Cab 6'4" box | 81 | - | 0 | 0 | - | 0 | 0 | 0 |
| BUMPERS — Black | MB1 / MBN | S | - | - | - | - | - | - |
| – Chrome (included with Chrome Appearance Group, Chrome Bumper Package, Power Wagon Package or with Monotone paint) | MCT / MBF | P | S | S | S | S | P | P |
| – Painted body-color (included with Sport Appearance Group) | MBA / MBC | - | - | P | - | P | - | S |
| – Painted lower body-color | MBU / MBV | - | - | - | - | - | S | - |
| CLEARANCE LAMPS — Cab (included with DRW) | LNC | 0/P | 0/P | 0/P | S | 0/P | 0/P | 0/P |
| – Box and rear fender (included with DRW) | LND | P | P | P | - | P | P | P |
| DOOR HANDLES — Black (included with low-volume paint) | MNA | S | P | P | - | - | - | - |
| – Body-color (included with Sport Appearance Group) | MNK | - | - | P | S | P | - | - |
| – Chrome with body-color bezel | NME | - | S | S | - | S | S | S |
| FOG LAMPS (included with SLT Popular Equipment Group or Power Wagon Package) | LNJ | P | 0/P | S | S | S | S | S |
| GRILLE — Black surround with Black inserts | MFF | S | - | - | - | - | - | - |
| – Chrome surround with Black hex inserts (included in Chrome Appearance Group) | MFD | P | S | - | - | - | - | - |
| – Chrome surround with chrome billet inserts | MFH | - | - | S | - | - | - | - |
| – Body-color surround with Black inserts (included with Sport Appearance Group) | MFC / MFK | - | - | P | - | P | - | - |
| – Black with Ram logo | MFM | - | - | - | S | - | - | - |
| – Chrome surround with chrome wave-perf inserts | MF1 | - | - | - | - | S | - | - |
| – Chrome surround with chrome wave-mesh inserts | MFZ | - | - | - | - | - | S | - |
| – Chrome Limited | MFJ | - | - | - | - | - | - | S |
| HEADLAMPS / TAILLAMPS — Automatic headlamps | LMG | S | S | S | S | S | S | S |
| – Quad-lens halogen headlamps / incandescent taillamps | LME / LA6 | S | S | S | - | - | - | - |
| – Black bezel quad-lens halogen headlamps / incandescent taillamps (included with Sport Appearance Group) | MFA / LA6 | - | - | P | - | - | - | - |
| – Black Premium projector headlamps / premium Black LED taillamps (included with Sport Appearance Group) | LMM / LAE | - | - | - | S | P | - | - |
| – Premium chrome projector headlamps / premium LED taillamps | LMC / LAD | - | - | - | - | S | S | S |
| – Auto High-Beam Headlamp Control (included in Convenience Group) | LMS | - | - | - | - | P | P | S |
| HEADLAMP FILLER PANEL — Black (included with Power Wagon Package or low-volume paint) | MCJ | P | P | P | S | - | - | - |
| – Body-color | MCM | S | S | S | - | S | S | S |
| MIRRORS — 2500 — Standard size, 6 x 9-inch, manual (Black; Regular Cab only) | GPU | S | - | - | - | - | - | - |
| – Power / heated (Black; included with Power Accessory Group or Power and Remote Entry Group on Tradesman Regular Cab) | GT6 | P/S | S | S | S | - | - | - |
| – Power folding / heated / puddle / turn / auto-dimming (Black; included with Luxury Group) | GUK | - | P | P | P | - | - | - |
| – Power folding / heated / puddle / turn / auto-dimming / memory (Black; included with Leather and Luxury Group or Sport Appearance Group) | GPL | - | - | - | P | P | - | - |
| – Power folding / heated / puddle / turn / auto-dimming / memory (chrome) | GU4 | - | - | - | - | S | S | S |
| 2500 — Available size, 7 x 11-inch (trailer-tow mirrors, two-position foldaway with convex edge) manual (in Black on Regular Cab models only) | GPD | 0 | - | - | - | - | - | - |
| – Power / heated / puddle / turn (Black; requires Power Accessory Group or Power and Remote Entry Group on Tradesman Regular Cab) | GPG | 0 | 0 | 0 | 0 | - | - | - |
| – Power / heated / puddle / turn / power folding (Black; requires Luxury Group) | GP1 | - | 0 | 0 | 0 | - | - | - |
| – Power / heated / puddle / turn / memory / power folding (Black; optional with Sport Appearance Group) | GPH | - | - | - | - | 0 | - | - |
| – Power / heated / puddle / turn / memory / power folding (chrome) | GP2 | - | - | - | - | 0 | 0 | 0 |
| 3500 — Standard size, 7 x 11-inch (trailer-tow mirrors, two-position foldaway with convex edge) manual (Black; Regular Cab only) | GPD | S | - | - | - | - | - | - |
| – Power / heated / puddle / turn (Black; included with Power Accessory Group or Power and Remote Entry Group on Tradesman Regular Cab) | GPG | P | S | S | - | - | - | - |
| – Power / heated / puddle / turn / power folding (Black; included with Luxury Group) | GP1 | - | P | P | - | - | - | - |
| – Power / heated / puddle / turn / memory / power folding (Black; included with Sport Appearance Group) | GPH | - | - | - | - | P | - | - |
| – Power / heated / puddle / turn / memory / power folding (chrome) | GP2 | - | - | - | - | S | S | S |
| RAMBOX® CARGO MANAGEMENT SYSTEM — With illuminated, lockable, drainable bins on both bed sides; stowable bed divider / extender; LED Bed Lighting and Cargo Rail System with adjustable cleats (Short Box only; SRW only; Tradesman model requires remote keyless entry; not available with low-volume paint) | XB9 | 0 | 0 | 0 | 0 | 0 | 0 | S |
| RUNNING BOARDS — Accent-color | MRM | - | - | - | - | - | S | - |
| SIDE STEPS — Black, cab-length; restricted by vehicle color on select models | MRU | 0 | 0 | 0 | - | 0 | - | - |
| – Chrome, cab-length (included with Monotone Laramie Longhorn) | MRT | 0 | 0 | 0 | - | 0 | 0/P | - |
| – Chrome, wheel-to-wheel (not available on Regular Cab or DRW) | MRA | 0 | 0 | 0 | - | 0 | 0 | S |
| TONNEAU COVER (not available with Ram 2500 CNG model) | CS7 | 0 | 0 | 0 | 0 | 0 | 0 | 0 |
| WHEEL FLARES — Black (included with Off-Road Package or Power Wagon Package) | MMZ | P | - | - | S | - | - | - |
| – Body-color (included with Off-Road Package or Monotone paint on 2TK CPOS) | MML | - | P | P | - | S | P | S |
| – Lower body-color (included with two-tone paint) | MMJ / MRD | - | - | - | - | P | S | - |
| WINDSHIELD WIPERS — Variable / intermittent | JHA | S | S | S | S | S | S | S |
| – Rain-sensitive (included with Convenience Group) | JHC | - | - | - | - | P | P | S |

S = Standard. 0 = Optional. P = Part of package. - = Not available.
 Note: some features and / or applications may be late availability.
 Complete Packages and Equipment Groups listing on page 37.

*Lone Star model available only in Texas.

RAM 2500/3500 BUYER'S GUIDE

| | Sales Code | Tradesman® Reg / Crew | SLT Reg / Crew / Mega | Lone Star® / Big Horn® Crew / Mega | Power Wagon® Crew | Laramie® Crew / Mega | Laramie Longhorn® Crew / Mega | Limited Crew / Mega |
|--|------------|--------------------------|--------------------------|---------------------------------------|----------------------|-------------------------|----------------------------------|------------------------|
| | | 2TA | 2TG | 2TY / Z | 2TP | 2TH | 2TK | 2TM |
| CPOS PACKAGE | | | | | | | | |
| INTERIOR FEATURES | | | | | | | | |
| AIR CONDITIONING — Manual | | | | | | | | |
| – Dual-Zone Automatic Temperature Control (included with 8.4-inch touchscreen radios) | HAA | S | S | S | S | – | – | – |
| AUXILIARY INSTRUMENT PANEL SWITCHES — Not available with heated seats or with 3.0 or 5.0 radios (included with Snow Chief Group) | LHL | O/P | O/P | O/P | – | O/P | O/P | O/P |
| CLUSTER — 3.5-inch, Driver Information Display (DID) | | | | | | | | |
| – 3.5-inch, DID (included with CNG engine) | JAJ | P | P | – | – | – | – | – |
| – 7-inch, DID (included with Luxury Group) | JA6 | – | P | P | – | S | – | – |
| – 7-inch, DID (with Power Wagon Graphic) | JAY | – | – | – | P | – | – | – |
| – 7-inch DID (with Laramie Longhorn filigree) | JAX | – | – | – | – | – | S | – |
| – 7-inch DID (with unique Limited detail) | JAV | – | – | – | – | – | – | S |
| CONSOLE — Mini floor console (included with 6-speed manual transmission or manual transfer case) | | | | | | | | |
| – Full-size floor console (included with bucket seats) | CUM | P | P | P | S | P | – | – |
| – Overhead console (included with 5.0 radio) | CUP / CVT | – | P | P | – | P | S | S |
| – Overhead console with Universal Garage Door Opener (included with Luxury Group or Leather and Luxury Group) | CUN | P | S | S | S | – | – | – |
| – Overhead console with Universal Garage Door Opener (included with Luxury Group or Leather and Luxury Group) | CV2 | – | P | P | P | S | S | S |
| DOOR LOCKS — Manual door locks (Regular Cab only) | | | | | | | | |
| – Power door locks (included with Power and Remote Entry Group on Tradesman Regular Cab) | JE8 | S | – | – | – | – | – | – |
| – Keyless Enter 'n Go™ | JPB | P/S | S | S | S | S | S | S |
| FLOOR COVERING — Black vinyl (not available on Mega Cab®) | GX4 | – | – | – | – | O | O | S |
| – Carpet (included with Tradesman Popular Equipment Group) | CKJ | S | O | O | O | – | – | – |
| FLOOR MATS — Front, carpeted (Regular Cab only; included with Tradesman Popular Equipment Group; requires carpet floor covering) | CKE | P | S | S | S | S | S | S |
| – Front and rear, carpeted (included with Tradesman Popular Equipment Group; requires carpet floor covering) | CLA | P | S | – | – | – | – | – |
| – Front, rubber (Regular Cab only; requires carpet floor covering) | CLE | P | S | S | – | S | – | – |
| – Front and rear, rubber | CLY | O | O | – | – | – | – | – |
| – Front and rear, luxury | CLF | O | O | O | S | – | – | – |
| MIRRORS — Rearview day / night | CLZ / CLL | – | – | – | – | – | S | S |
| – Rearview auto-dimming with video display (included with Luxury Group or ParkView® Rear Back-Up Camera ⁵ ; if equipped with 3.0 radio) | GNA | S | S | – | – | – | – | – |
| – Rearview auto-dimming with microphone (included with Luxury Group) | GN4 | P | – | – | – | – | – | – |
| PEDALS — Non-adjustable | GNK | – | P | P | S | S | S | S |
| – Power-adjustable (requires automatic transmission) | XA8 | S | S | S | S | S | – | – |
| – Power-adjustable with memory (requires automatic transmission) | XAP | – | O | O | O | – | – | – |
| POWER SUNROOF (not available with Regular Cab) | XAM | – | – | – | – | O | S | S |
| SEATS — Manually adjustable driver and front-passenger seat (included with *TX, *SX, *V9 and *H9 seats) | GWA | – | O | O | O | O | O | O |
| – Ten-way power driver's seat and manual front-passenger seat (included with *M9, *MJ, *S9 seats) | JP8 | P | P | – | P | – | – | – |
| – Ten-way power driver's seat with memory and 6-way power front-passenger seat (included with *ZL, *VL, *GJ, *XJ, *DJ and *UL seats) | JRT | – | P | P | P | – | – | – |
| – Two-way power lumbar support (included with *M9, *MJ, *S9, *ZL, *VL, *GJ, *XJ, *DJ, *UL seats) | JRF | – | – | – | P | P | P | P |
| – Heated front seats (included with Heated Seats and Wheel Group) | JPW | – | P | P | P | P | P | P |
| – Heated second-row seats (Crew Cab and Mega Cab only; included with *GJ, *XJ, *DJ, *UL seats) | CMA | – | – | P | P | S | S | S |
| – Ventilated front seats (included with *ZL, *VL, *GJ, *XJ, *DJ, *UL seats) | JPZ | – | – | – | – | P | P | P |
| – Vinyl 40 / 20 / 40 split-bench front seat with folding front armrest / cup holder, floor-mounted storage tray on Crew Cab (Crew Cab models include folding rear bench seat trimmed in vinyl) | CAJ | – | – | – | P | P | P | P |
| – Ram Work-Grade Vinyl 40 / 20 / 40 split-bench front seat with folding front armrest / cup holder, floor-mounted storage tray on Crew Cab (Crew Cab models include folding rear bench seat trimmed in vinyl) | *TX | S | – | – | – | – | – | – |
| – Cloth 40 / 20 / 40 split-bench front seat, front armrest with cup holder (Crew Cab and Mega Cab models include cloth folding rear bench seat; included with Tradesman Popular Equipment Group) | *SX | O | – | – | – | – | – | – |
| – Cloth / Vinyl 40 / 20 / 40 split-bench front seat, front armrest with cup holder, rear 60 / 40 split-fold seat and fold-flat load floor | *V9 | P | S | – | – | – | – | – |
| – Premium cloth-trimmed 40 / 20 / 40 split-bench front seat, front armrest with cup holder, power 10-way driver's seat, power lumbar adjuster, front center-seat-cushion storage, 115-volt auxiliary power outlet (Crew Cab and Mega Cab models include 60 / 40 split-folding rear bench seat and fold-flat load floor; included with SLT Popular Equipment Group) | *H9 | – | – | – | S | – | – | – |
| – Premium cloth / vinyl 40 / 20 / 40 split-bench front seat, power 10-way driver's seat, power lumbar adjuster, full-length floor console, 115-volt auxiliary power outlet (60 / 40 split-folding rear bench seat and fold-flat load floor) | *M9 | – | O/P | S | – | – | – | – |
| – Premium cloth-trimmed low-back bucket seats, power 10-way driver's seat, power lumbar adjuster, full-length floor console, 115-volt auxiliary power outlet (Crew Cab and Mega Cab models include 60 / 40 split-folding rear bench seat trimmed in cloth and fold-flat load floor) | *S9 | – | – | – | O | – | – | – |
| – Leather-trimmed 40 / 20 / 40 split-bench heated and ventilated front with power 10-way / memory for driver and power 6-way passenger, power lumbar adjuster, front center-seat-cushion storage and folding center armrest with cup holder, 115-volt auxiliary power outlet, 60 / 40 split-folding rear bench seat trimmed in vinyl and fold-flat load floor (included with Leather and Luxury Group) | *MJ | – | O | O | – | – | – | – |
| – Leather-trimmed 40 / 20 / 40 split-bench heated and ventilated front with power 10-way / memory for driver and power 6-way passenger, power lumbar adjuster, front center-seat-cushion storage and folding center armrest with cup holder, 115-volt auxiliary power outlet (Crew Cab and Mega Cab models include 60 / 40 split-folding rear bench seat trimmed in vinyl and fold-flat load floor) | *ZL | – | – | – | P | – | – | – |
| – Leather-trimmed high-back, ventilated and heated bucket seats, includes power 10-way driver and power 6-way passenger, power lumbar adjuster, full-length floor console, 115-volt auxiliary power outlet and heated 2nd-row seats on Crew Cab models (Crew Cab and Mega Cab models include 60 / 40 split-folding rear bench seat trimmed in vinyl and fold-flat load floor) | *VL | – | – | – | – | S | – | – |
| – Premium leather with laser-etched design, high-back ventilated and heated bucket seats, includes power 10-way driver and power 6-way passenger, power lumbar adjuster, premium full-length floor console, 115-volt auxiliary power outlet, heated 2nd-row seats; includes 60 / 40 split-folding premium leather with laser-etched design rear bench seat and fold-flat load floor (available only in Canyon Brown) | *GJ | – | – | – | – | O | – | – |
| – Premium leather high-back, ventilated and heated bucket seats, includes power 10-way driver and power 6-way passenger, power lumbar adjuster, premium full-length floor console, 115-volt auxiliary power outlet, heated 2nd-row seats; includes 60 / 40 split-folding premium leather rear bench seat and fold-flat load floor (available in Canyon Brown or Cattle Tan) | *XJ | – | – | – | – | – | S | – |
| | *DJ | – | – | – | – | – | O | – |

S = Standard. O = Optional. P = Part of package. – = Not available.
 Note: some features and / or applications may be late availability.
 Complete Packages and Equipment Groups listing on page 37.

⁵Lone Star model available only in Texas.

RAM 2500/3500 BUYER'S GUIDE

| | Sales Code | Tradesman® Reg / Crew | SLT Reg / Crew / Mega | Lone Star® / Big Horn® Crew / Mega | Power Wagon® Crew | Laramie® Crew / Mega | Laramie Longhorn® Crew / Mega | Limited Crew / Mega |
|--|-----------------|--------------------------|--------------------------|---------------------------------------|----------------------|-------------------------|----------------------------------|------------------------|
| | | 2TA | 2TG | 2TY / Z | 2TP | 2TH | 2TK | 2TM |
| CPOS PACKAGE | | | | | | | | |
| INTERIOR FEATURES (CONTINUED) | | | | | | | | |
| - Premium Natura leather high-back, ventilated and heated bucket seats, includes power 10-way driver and power 6-way passenger, power lumbar adjuster, premium full-length floor console, 115-volt auxiliary power outlet, heated 2nd-row seats; includes 60 / 40 split-folding premium leather rear bench seat and fold-flat load floor (available only in Black) | *UL | - | - | - | - | - | - | S |
| STEERING WHEEL — Urethane | SCF | S | S | - | - | - | - | - |
| - Leather-wrapped with audio controls (included in Luxury Group) | SCV | - | P | P | - | - | - | - |
| - Perforated leather-wrapped with accent stitching and audio controls | SCB | - | - | - | S | - | - | - |
| - Leather-wrapped, heated with audio controls (included with Heated Seats and Wheel Group) | SCV / SCB / NHS | - | - | P | P | S | - | - |
| - Leather-wrapped, heated, with real wood and audio controls | SC3 / SCW | - | - | - | - | - | S | S |
| STORAGE — Behind-the-seat (Regular Cab and Mega Cab®) | CU3 | S | S | S | - | S | S | S |
| - Front center-seat-cushion storage (included with remote CD player and with *M9,*S9,*ZL,*VL seats) | CVH | P | P | P | P | P | - | - |
| - Rear, under-seat compartment (Crew Cab only) | CUE | S | S | S | S | S | S | S |
| - Rear, in-floor storage boxes (Crew Cab only) | CB9 | S | S | S | S | S | S | S |
| - Fold-flat load floor (Crew Cab only; included with *M9,*H9,*S9,*MJ,*ZL,*VL,*GJ,*XJ,*DJ,*UL seats) | CVN | - | P | P | P | P | P | P |
| VISORS — Passenger-side, with vanity mirror | GNM | - | S | S | S | - | - | - |
| - Driver and passenger-side, with illuminated vanity mirror (included with Luxury Group or Leather and Luxury Group) | GNC | - | P | P | P | S | S | S |
| WINDOWS — Manual windows (Regular Cab only) | JF8 | S | - | - | - | - | - | - |
| - Power windows, front one-touch down (Regular Cab; included with Power and Remote Entry Group) | JPY | P | S | - | - | - | - | - |
| - Power windows, front one-touch up / down (Crew Cab and Mega Cab®) | JP3 | S | S | S | S | S | S | S |
| - Rear fixed window | GJD | S | - | - | - | - | - | - |
| - Rear sliding window, manual (Regular Cab) | GFD | O | S | - | - | - | - | - |
| - Rear sliding window, power (Crew Cab and Mega Cab) | GFE | - | S | S | S | S | S | S |
| - Rear window defroster | GFA | - | O | O | O | O | O | O |
| UCONNECT® / MULTIMEDIA | | | | | | | | |
| CONNECTIVITY — 12-volt DC auxiliary | JJJ | S | S | S | S | S | S | S |
| - 115-volt AC auxiliary (included with *M9,*S9,*MJ,*ZL,*VL,*GJ,*XJ,*DJ,*UL seats) | JKV | - | P | P | P | P | P | P |
| - 2.5-amp charging USB port (included with Uconnect 5.0 and 8.4-inch radios) | RS3 | P | P | P | P | S | S | S |
| MEDIA HUB (included with RA1, UA1, RA2 radios) — 1.5-amp fully functional USB port, auxiliary jack for mobile devices | RS6 | P | P | P | P | P | P | P |
| RADIOS — 3.0 AM / FM | RA1 | S | - | - | - | - | - | - |
| - Uconnect 3.0 AM / FM / Bluetooth® Voice Command ⁴ | UA1 | O | - | - | - | - | - | - |
| - Uconnect 5.0 AM / FM / SAT / Bluetooth (5-inch touchscreen display) | RA2 | O | S | S | S | - | - | - |
| - Uconnect 8.4 / FM / SAT / Bluetooth / NAV-ready / Voice Command ⁴ (8.4-inch touchscreen display; included with Leather and Luxury Group) | RA3 | - | O | O | O/P | S | - | - |
| - Uconnect 8.4 NAV AM / FM / SAT / Bluetooth / NAV / Voice Command ⁴ (8.4-inch touchscreen display) | RA4 | - | F | O | O | O | S | S |
| RADIO CONTROLS — Steering wheel-mounted audio controls (included with leather-wrapped steering wheel) | RDZ | - | P | P | P | P | P | P |
| SINGLE-DISC CD PLAYER | RH1 | O | O | O | O | O | O | O |
| SIRIUSXM® SATELLITE RADIO⁸ (included with Tradesman Popular Equipment Group or 5.0 and 8.4 radios) | RSD | P | P | P | P | P | P | P |
| SIRIUSXM TRAFFIC⁹ AND SIRIUSXM TRAVEL LINK⁹ (included with Uconnect 8.4 NAV radio) | RSS / RSM | - | - | P | P | P | P | P |
| SPEAKER SYSTEMS — Six speakers | RCG | S | S | S | S | - | - | - |
| - Premium I audio system (Regular Cab only) | RCK | - | O | - | - | - | - | - |
| - Premium II audio system with subwoofer (Surround Sound requires ADA and *M9 or higher seat; included with Leather and Luxury Group) | RC3 | - | O | O | O/P | S | S | S |
| UCONNECT VOICE COMMAND⁴ WITH BLUETOOTH (included with UA1, RA2, RA3, RA4 radios) | XRB | P | P | P | P | P | P | P |
| SAFETY AND SECURITY | | | | | | | | |
| AIR BAGS¹⁵ — Multistage front | CG3 | S | S | S | S | S | S | S |
| - Supplemental side-curtain | CGS | S | S | S | S | S | S | S |
| - Supplemental front-seat side-mounted | CJ1 | S | S | S | S | S | S | S |
| BRAKES — Four-wheel antilock disc brakes | BRT | S | S | S | S | S | S | S |
| CARGO-VIEW CAMERA⁵ (requires Uconnect 8.4 radios) | LPD | - | O | O | O | O | O | O |
| ELECTRONIC STABILITY CONTROL (ESC)⁷ — Includes Brake Assist, Electronic Roll Mitigation, Hill Start Assist, Rain Brake Support, Ready Alert Braking, All-Speed Traction Control and Trailer Sway Damping ⁷ | BNB | S | S | S | S | S | S | S |
| ELECTRONIC TRAILER BRAKE CONTROLLER | XHC | O | S | S | S | S | S | S |
| PARKSENSE® REAR PARK ASSIST SYSTEM⁶ | XAA | - | O | O | O | - | - | - |
| PARKSENSE FRONT AND REAR PARK ASSIST SYSTEM⁶ (included with Leather and Luxury Group) | XAG | - | O | O | O/P | S | S | S |
| PARKVIEW® REAR BACK-UP CAMERA⁵ — Video displayed in rearview mirror with 3.0 radio or on-screen with Cargo View Camera ⁵ with other radios (included with Sport Appearance Group or Leather and Luxury Group) | XAC | O | O | O/P | O/P | S | S | S |
| REMOTE KEYLESS ENTRY WITH ALLSECURE® — Controls for power door locks, tailgate, RamBox® System, illuminated entry system, panic alarm (included with Tradesman Popular Equipment Group or Power and Remote Entry Group) | GXM | P | S | S | S | S | S | S |
| REMOTE START (requires automatic transmission) | XBM | - | O | S | O | O | S | S |
| SECURITY ALARM — Detects break-in (included with Leather and Luxury Group) | LSA | - | O | O | O/P | S | S | S |
| SENTRY KEY® THEFT DETERRENT SYSTEM — Engine immobilizer | GXX | S | S | S | S | S | S | S |
| TIRE PRESSURE MONITORING (TPM) with display and alert (2500 only) | XGM | S | S | S | S | S | S | S |
| TIRE PRESSURE INFORMATION SYSTEM without alert (3500 models only) | XBT | S | S | S | - | S | S | S |

S = Standard. O = Optional. P = Part of package. - = Not available.

Note: some features and / or applications may be late availability.
Complete Packages and Equipment Groups listing on page 37.

¹Lone Star model available only in Texas.



CUSTOM-MINDED

Ram 3500 Mega Cab® Laramie® in Granite Crystal Metallic with Silver lower shown with Mopar® Chrome Tubular Side Steps, Side Window Air Deflectors and Heavy-Duty Splash Guards. Properly secure all cargo.

MOPAR. SUPPORTING YOU AND YOUR RAM TRUCK—FOR THE LONG HAUL.

Here's how to make your new Ram truck the ideal ride... for today, and for many years to come. It's through Mopar.

Authentic parts and accessories by Mopar are engineered by the same experts who designed your Ram truck. Fit, function and finish are perfect, and the trained technicians who service your pickup know your make and model inside out. With genuine parts and this level of knowledge, you're going to keep your Ram truck going strong and looking good.

Further Mopar advantages include Mopar Express Lane Service to minimize waiting and downtime; Mopar Vehicle Protection® plans—the only extended protection backed by the manufacturer; and our state-of-the-art Mopar Owner Connect Web site. This site gives you online access to your service records, vehicle information, and exclusive money-saving offers. Mopar. It's about keeping you happy, and your Ram truck at its best. Get it all at MOPAR.COM



Chrome Tubular Side Steps



Heavy-Duty Commercial Toolbox



Direct-Mount Fifth-Wheel Hitch*



Heavy-Duty Splash Guards

*Check User Guide for hitch type, load capacity and heavy-duty equipment required. Do not exceed rated tow capacity of the vehicle as equipped. Trailer may require items not supplied by Mopar.



TEXAS' LONGEST-LASTING PICKUPS¹


1 Based on IHS Automotive VID registration data for all brands of GVW 1 - 3 pickup trucks continuously sold in Texas since 1990, Dodge and Ram have the highest overall percentage still on the road. 2 Based on latest available competitive information. Class based on 250/2500 and 350/3500 pickups. 3 Based on latest available competitive information. Class based on all full-size pickups. 4 Requires a mobile phone equipped with the Bluetooth Hands-Free Profile. Visit UconnectPhone.com for system and device compatibility. 5 Always look before proceeding, electronic drive aid is not a substitute for conscientious driving; always be aware of your surroundings. 6 Based on latest available competitive information. Class based on 250/2500 pickups. 7 No system, no matter how sophisticated, can repeal the laws of physics or overcome careless driving actions. Performance is limited by available traction, which snow, ice and other conditions can affect. When the ESC warning lamp flashes, the driver needs to use less throttle and adapt speed and driving behavior to prevailing road conditions. Always drive carefully, consistent with conditions. Always wear your seat belt. 8 SiriusXM subscriptions for audio and data services are sold by SiriusXM to follow your trial subscription. **If you decide to continue listening after your trial, the subscription plan you choose will automatically renew thereafter and you will be charged according to your chosen payment method at then-current rates.** Fees and taxes apply. To cancel, you must call SiriusXM at 1-866-635-2349. See the SiriusXM Customer Agreement for complete terms and more information at siriusxm.com. All fees and programming subject to change. Your equipment and features for SiriusXM services will vary depending upon the vehicle you select and may be limited in select markets. 9 WiFi subscription required. This feature is not intended for use by the driver while the vehicle is in motion. Always drive carefully. 10 Vehicle must be within the United States, have network coverage and must be registered with Uconnect Access with an active subscription that includes the applicable feature and you must fulfill minimum subscription requirements. It must also be equipped with features that enable remote commands, such as keyless entry, and must be in active and usable cellular range. The Uconnect Access App must be installed and launched on your mobile device to use these remote commands. Remote features are available only on vehicles that are properly equipped. Check state and local laws regarding the use of remote start systems. 11 Siri® Eyes Free requires an iPhone® mobile device equipped with the Siri feature. Certain features not available while the vehicle is in motion. iPhone must be within active cellular range. Customer's existing iPhone data rates apply to Internet-supported features. 12 The 9-1-1 Call button will connect you directly with Emergency Assistance. If you accidentally press the button, you have 10 seconds to cancel the call by either pressing the 9-1-1 button on the rearview mirror or the Cancel button on the Uconnect touchscreen. 13 Provides direct-dial access to Roadside Assistance Service. Vehicle must be within the United States, have network coverage and must be registered with Uconnect Access with an active subscription that includes the applicable feature. Additional roadside assistance charges may apply. Check warranty for details. 14 WiFi subscription required. Vehicle must be registered with Uconnect Access and fulfill minimum subscription requirements. Vehicle must be properly equipped and in active and usable cellular range for WiFi usage. WiFi Hotspot does not enable direct communication between multiple in-vehicle devices. Factors affecting the performance of WiFi Hotspot include: cellular network, signal strength and quality, time of day, number of channels used by the service provider, type of connection, number of clients using WiFi Hotspot and client device. This feature is not intended for use by the driver while the vehicle is in motion. Always drive safely. 15 The Advanced Front Air Bags in this vehicle are certified to the new U.S. Federal regulations for Advanced Air Bags. Children 12 years old and younger should always ride buckled up in a rear seat. Infants in rear-facing child restraints should never ride in the front seat of a vehicle with a passenger front air bag. All occupants should always wear their lap and shoulder belts properly.

©2016 FCA US LLC. All Rights Reserved. Ram, Mopar, Active Air, AllSecure, Big Horn, HEMI, Laramie, Laramie Longhorn, Mega Cab, the Mopar Owner Connect design, Mopar Vehicle Protection, ParkSense, ParkView, Power Wagon, RamBox, the Ram's Head logo, Ram Articulate, Ram Work Grade, Rebel, Sentry Key, Snow Chief, Tradesman, Tru-Lok and Uconnect are registered trademarks, and Active-Level and Keyless Enter 'n Go are trademarks of FCA US LLC.

Cummins is a registered trademark of Cummins, Inc. AISIN is a registered trademark of Aisin Seiki Co., Ltd. Goodyear, Wrangler and DuraTrac are registered trademarks of The Goodyear Tire & Rubber Company. Bilstein is a registered trademark of August-Bilstein GmbH & Co. WARN is a registered trademark of Warn Industries, Inc. iPhone and Siri are registered trademarks of Apple Inc. Bluetooth is a registered trademark of Bluetooth SIG, Inc. Sirius, XM and all related marks and logos are trademarks of SiriusXM Radio Inc. Facebook and logo are registered trademarks of Facebook, Inc. Instagram and logo are registered trademarks of Instagram, Inc. The Twitter logo is a service mark of Twitter, Inc. YouTube and logo and Google+ and logo are registered trademarks of Google Inc. Yelp is a registered trademark of Yelp. Pinterest and logo are registered trademarks of Pinterest, Inc. CNH, Case IH and New Holland are registered trademarks of CNH America LLC. Pandora is a registered trademark of Pandora Media, Inc. Firestone is a registered trademark of Bridgestone Brands, LLC.

About this catalog: since the time of printing, some of the information you'll find in this catalog may have been updated. Ask your dealer for details. Some of the equipment shown or described throughout this catalog may be available at extra cost. Specifications, descriptions, illustrative materials and all competitive comparisons contained herein are as accurate as known at the time this publication was approved for printing. FCA US LLC reserves the right to discontinue models at any time or change specifications without notice or without incurring obligation. Options may be required in combination with other options. For the price of the model with the equipment you desire, or verification of specifications contained here, see your Ram dealer.

JOIN IN



Join fellow Ram enthusiasts and tell your story by posting comments, participating in discussions, and sharing your photos and videos. Join our community on Facebook, Twitter, YouTube, Google+, Pinterest and Instagram.

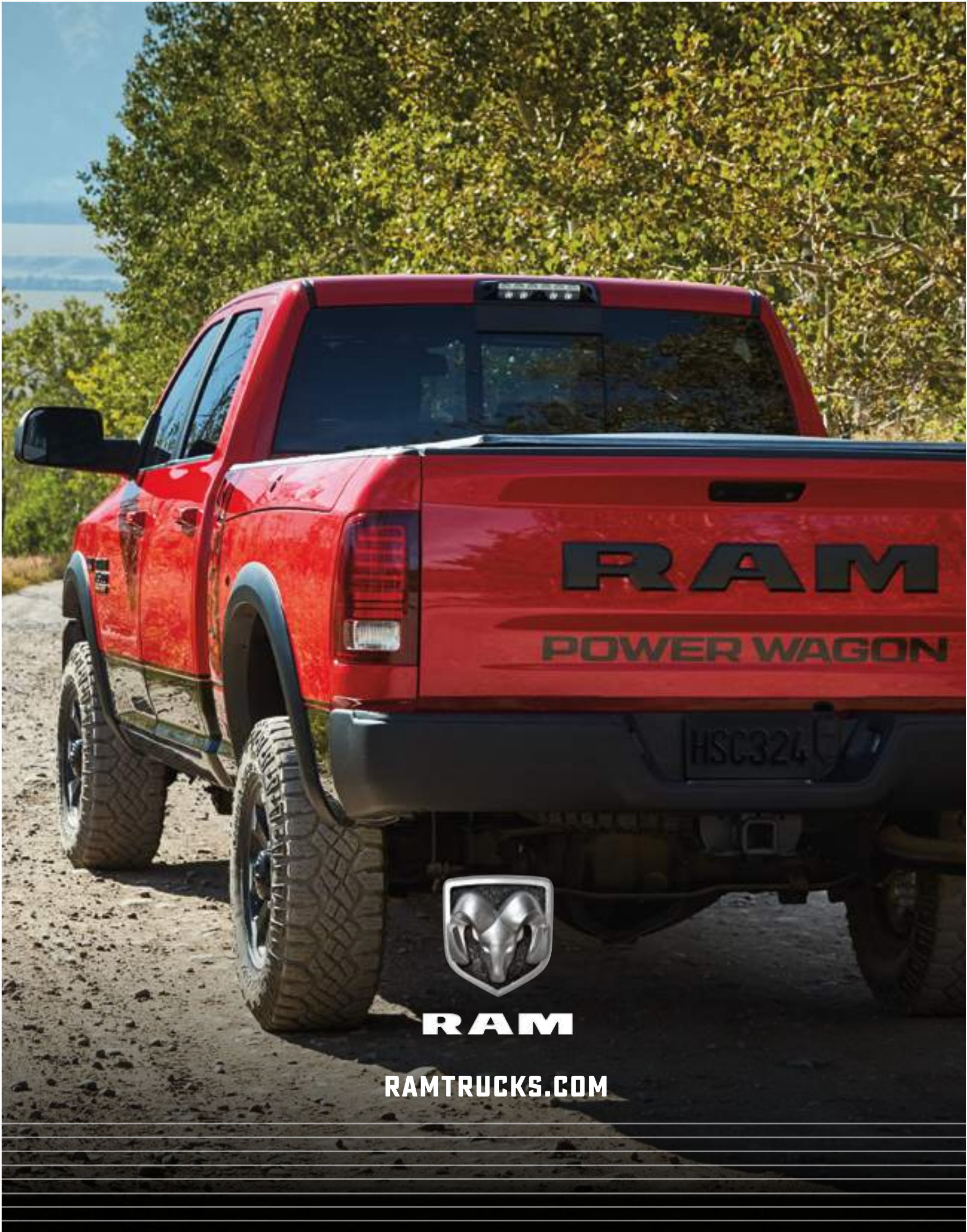


RAM OUTFITTER

RAMTRUCKS.COM/OUTFITTER



RAMTRUCKS.COM



RAM

POWER WAGON

HSC324



RAM

RAMTRUCKS.COM