

1981 PLYMOUTH IMPORTS

FRONT-WHEEL-DRIVE CHAMP
• SAPPORO • ARROW PICKUP



1981 PLYMOUTH CHAMP

EPA EST. (37) MPG*—50 Estimated Highway



Engineered and built with care by Mitsubishi Motors Corporation in Japan, the 1981 Plymouth Champ lineup offers three ways to go!

Beginning with the basic Champ, Champ Deluxe and Champ Custom, there's a Champ that's just right for you.

Champ's front-wheel drive and transverse-mounted engine and transmission have the stability and traction to take you through some pretty tough situations!

With all the power-producing components and weight up front, Champ pulls you along with great handling ease. Its standard 1.4-liter overhead cam four-cylinder MCA-JET engine provides power and efficiency.

The MCA-JET system has an extra valve in each cylinder for an additional burst of air and an extra-lean air/fuel mix that swirls throughout the combustion chamber. This gives faster, more




even combustion for more fuel efficiency and performance.

The Champ LS shown on these pages takes the best of the Champ Custom and makes it better! The Rallye Handling Package gives LS superb handling and roadability. LS luxury extends from its Blue cord

velour cloth-and-vinyl interior to its complete instrument cluster which includes a tachometer. LS includes a full-length floor console with oil and amp gauges. The LS Package is described in detail on page 7.

*See complete EPA Fuel Economy Estimates for Champ on back cover.



About this catalog. We have tried to make this catalog as complete as possible. And we hope you find it useful. However, since the time of printing, some of the information you'll find here may have been updated. Also, some of the equipment shown or described throughout this catalog is available at extra cost. Your dealer has details and you should ask him for current information before ordering.

The New Chrysler Corporation is so sure of Champ's quality engineering and construction, it offers a 30-Day/1,000-Mile (whichever comes first) Satisfaction Money-Back Guarantee that's available at many dealers. See back cover of this catalog for full details.



Plymouth Champ Custom with LS Package in Bright Silver Metallic and Medium Blue Metallic.

CHAMP HATCHBACK

...try to find a **37** EST MPG*— 50 Estimated Highway in this class that carries four adults more beautifully.

Champ's good looks are only the beginning; there's more because Champ does more! Open the hatchback, fold down the rear seatback, and presto!

Champ really moves with a load, too; its Twin-Stick transmission gives you a choice of a four-speed manual transmission for economy—and a four-speed manual transmission for power! Twin-Stick makes eight speeds available. You get increased pulling power in the "POWER" range... or you can have full efficiency in the "ECONOMY"

outside in, Champ Custom (shown on facing page) features many personal touches that will make your transportation hours more enjoyable. Extra convenience with such features as electric rear window defroster for added visibility when you need it. Tinted glass makes it all easier on the eyes and cooler when it counts.

And, when power counts, Champ Custom can provide it with its 1.6-liter overhead cam four-cylinder MCA-JET engine coupled with the Twin-Stick

independent suspension and rack-and-pinion steering—plus surefooted front-wheel drive.

Champ's "big back door" is designed for easy access to its huge cargo area. With the rear seatbacks down, Champ offers 22.9 cubic feet of storage area!

Champ Hatchback

Champ Hatchback (below) has a 1.4-liter overhead cam four-cylinder MCA-JET engine and an economy-g geared four-speed manual transmission.

Champ's Bright Silver Metallic



Plymouth Champ Deluxe in Bright Gold Metallic.

range. And Twin-Stick is the standard transmission on Champ Custom and Champ Deluxe.

Champ is a great little car that moves—and stops on a dime with its standard power brakes with front discs and rear drums. With Champ, you travel with peace of mind.

Mitsubishi engineers remembered the fine details, too, such as side demisters to keep your door windows clear for better driving visibility and safety, and a fuel-filler door lock... both standard on all Champ models!

Plymouth Champ's great ride and handling features contribute to your driving ease. The great ride is provided by independent front and rear suspension. Champ's nimble handling comes from rack-and-pinion steering for more response with less effort.

Champ Custom Hatchback

The top-of-the-line Champ; an efficient car with a lot of the luxuries you'd expect from a more expensive car. From the

manual transmission that's really two transmissions in one! Plus Champ Custom's front-wheel drive means no drive-shaft hump inside—for more room for you and your feet! Plymouth Champ Custom: a lot of little car with a lot of big extras!

Champ Deluxe Hatchback

A big winner in any small-car class with a Twin-Stick transmission coupled to the 1.4-liter engine. Inside, a world of efficiency with seating for four adults. Like all Champs, handling is certain with full four-wheel

exterior emphasizes the crisp lines and efficient appearance, to give you a little car that you'll be proud to own for years.

Champ Hatchback has an EPA estimated mpg rating of **37** and 50 estimated highway with the 1.4-liter engine and four-speed manual transmission.

*See complete EPA Fuel Economy Estimates for Champ on back cover.

Plymouth Champ Hatchback in Bright Silver Metallic shown below.



Plymouth Champ Custom in Medium Blue Metallic.

CHAMP STANDARD FEATURES & OPTIONS



Inside the Champ Custom, the feel of quality is evident in this tweed cloth-and-vinyl seating with Custom door trim panels and cloth inserts. And there's also loop-pile carpet—even in the cargo area! All standard!



Effortless driving through traffic is yours in Champ Deluxe and Custom models with

this optional three-speed automatic transmission and convenient floor-mounted lever and quadrant.



Your Champ Deluxe or Custom can surround you with sound with this all-performance AM/FM-stereo radio option with a four-speaker system. Or you may select the optional AM radio.



For accurate timing of special events or your arrival, this electronic digital clock option on Champ Custom will keep you on time! Easy-to-read LED digital display tells you the time—instantly.



Champ can carry 6½ cubic feet of cargo—even with four adults inside and the rear seat in use; with the rear seat down, Champ has 22.9 cubic feet of storage! For occasions when there's more luggage, this optional full-size roof luggage rack more than fills the bill! And it's designed to be a handsome addition to your Champ's exterior when not in use!

You're looking at a most incredible transmission! This is the Twin-Stick... it's what makes Plymouth Champ go powerfully or economically! It's like having dual transmissions—if you have an exceptionally heavy load or you're heading up a tough grade, just slip the selector lever into the "POWER" range and you have all the power possible! When you're cruising flat on the highway or in normal city traffic, here's your chance to save some

fuel—slip the selector lever into "ECONOMY" range and get Champ's best possible mileage.



A set of four beautifully cast aluminum wheels will add that right touch of beauty. This optional Road Wheel Package includes P175/70R13 steel-belted radial whitewall tires to give Champ Custom a look of performance!



ENGINES

TYPE	DISPLACEMENT	BORE & STROKE	COMPRES- SION RATIO	CARBU- RETION	HORSE- POWER SAE NET @ RPM	TORQUE
4-cyl OHC cast iron block aluminum cyl head	1.4-liter (86 cu in.)	2.91" x 3.23"	8.8:1	2-bbl	64 hp @ 5,000	78 lb-ft @ 3,000
4-cyl OHC cast iron block aluminum cyl head	1.6-liter (98 cu in.)	3.03" x 3.39"	8.5:1	2-bbl	72 hp @ 5,000	85 lb-ft @ 3,000

POWER TRAIN

Models	1.4-Liter 2-Bbl Engine		1.6-Liter 2-Bbl Engine	
	4-Speed Manual	4x2 Manual	Automatic Trans. (optional)	4x2 Manual
Champ Hatchback	std	NA	NA	NA
Champ Deluxe Hatchback	NA	std	opt	opt
Champ Custom Hatchback	NA	NA	opt	std
Transaxle ratio in high gear	2.7 ⁽¹⁾	3.0 ⁽²⁾	3.6	3.0 ⁽²⁾

⁽¹⁾3.0 prior to October 1980 production.

⁽²⁾3.0 in ECONOMY range; 3.8 in POWER range.

EXTERIOR DIMENSIONS and FUEL CAPACITY

Wheelbase	90.6"
Overall length	156.9"
Overall width	62.4"
Overall height	50.0"
Tread—front	53.9"
rear	52.8"
Turning diameter—curb-to-curb	32.8'
Curb weight (standard)	
Champ	1,876 lbs
Champ Deluxe	1,900 lbs
Champ Custom	1,969 lbs
Champ Custom (LS)	2,004 lbs
Fuel capacity (gal)	10.6 (std) 13.2 (opt)

INTERIOR DIMENSIONS

Headroom—front	36.8"
rear	36.0"
Leg room—front	40.6"
rear	29.7"
Hip room—front	51.6"
rear	43.3"
Shoulder room—front	51.0"
rear	52.4"
Cargo volume	
Rear seatback raised—cu ft	6.5
Rear seatback lowered—cu ft	22.9

OPTIONAL PACKAGES

Road Wheel Package

Champ Custom only—included in LS Package • Cast aluminum road wheels (four) • P175/70R13 steel-belted radial white sidewall tires (four)












Handling Package

All Champ models—included in LS Package • Larger front stabilizer bar • Added rear stabilizer bar • Higher rear spring rate • Stiffer front and rear shock absorbers • Quicker steering gear ratio

Champ LS Package

Champ Custom only • Bright Silver/Blue two-tone paint • Blue body stripes • Road Wheel Package • Day/night inside mirror • Dual electric remote outside mirrors (black) • Floor console with oil and amp gauges • Rear window wiper/washer • Blue cord velour cloth-and-vinyl bucket seats • Tachometer • Cargo lamp • LS nameplate • Bright grille accents • Rallye Handling Package • 13-gallon fuel tank • Carpeted lower door panels

COLORS

Champ Hatchback	Black Interior	Champ Custom Hatchback with LS Package		
				
	Bright Silver Metallic			
Champ Deluxe Hatchback	Blue Interior	Cashmere Interior	Black Interior	Red Interior
				
	Medium Blue Metallic	Bright Gold Metallic	Black	Bright Silver Metallic
Champ Custom Hatchback	Blue Interior	Cashmere Interior	Red Interior	Black Interior
				
	Medium Blue Metallic	Cream	Red	Bright Silver Metallic

NOTE: Due to occasional printing irregularities, the colors shown may vary slightly from actual hues. See your Plymouth dealer for accurate color chips.

Certain models, packages and options are subject to specific restrictions, requirements and late availability. Consult your dealer for current ordering information.

EQUIPMENT	CHAMP	CHAMP DELUXE	CHAMP CUSTOM	LS PACKAGE
Air Conditioner	O	O	O	O
Alternator—45 ampere	S	S	S	S
Armrests—Front and recessed rear	S	S	S	S
Ashtrays—Front and center rear	S	S	S	S
Assist Grips—Above passenger door	NA	NA	S	S
Battery—12-volt, 375-ampere	S	S	S	S
Brake—Parking: lever type	S	S	S	S
Brakes—Power front disc, rear drum: dual diagonal system	S	S	S	S
Bumper—Energy absorbing	S	S	S	S
Bumper Guards—Front and rear	S	S	S	S
Bumpers—Front and rear, with black rubber ends: black chrome	S NA	NA S	NA S	NA S
Carpet—Cargo area: needled loop pile	S NA	S NA	NA S	NA S
Carpet—Passenger compartment: needled loop pile	S NA	NA S	NA S	NA S
Carpet Protectors	O	O	O	O
Cigar Lighter	S	S	S	S
Clock—Electronic digital	NA	NA	O	O
Console—Floor	NA	NA	S	S
Defroster—Rear window, electric	O	S	S	S
Demisters—Side-door windows	S	S	S	S
Emission Control System and Testing—Required on all vehicles registered in California	O	O	O	O
Front-Wheel Drive	S	S	S	S
Fuel Filler Door—Locking	S	S	S	S
Glass—Tinted: all windows	O	S	S	S
Head Restraints—Adjustable	S	S	S	S
Hood Release—Inside	S	S	S	S
Horn—Dual note	O	O	O	O
Ignition—Electronic	S	S	S	S
Ignition Switch Warning Buzzer	S	S	S	S
Instrument Panel and Pad—Color-keyed	S	S	S	S
Instrumentation—Trip odometer, temperature and fuel gauges Alternator and oil pressure gauges and tachometer	S NA	S NA	S NA	S S
Liftgate Release—Remote control	NA	NA	S	S
Lights				
Ashtray, Lighter, Dome, Backup, Turn Signals, Side Marker	S	S	S	S
Cargo	NA	NA	NA	S
Door-Ajar and Brake Warning, Fasten Seat Belts	S	S	S	S
Hazard Warning System, Oil Pressure Warning, Parking Brake Warning	S	S	S	S
Luggage Rack—Roof	O	O	O	O
Mirrors—Dual Electric Remote—black	NA	NA	O	S
Racing—Left, manual	S	S	S	NA
Rearview—Inside, day/night	NA	NA	NA	S
Rearview—Inside, non-prismatic	S	S	S	NA
Moldings—Sill	NA	NA	S	S
Vinyl—Body-side, color-keyed; wheel lip	O	O	O	O
Package Shelf—Under instrument panel	NA	NA	S	S
Radio—AM	O	O	O	O
Radio—AM/FM stereo (includes four speakers)	NA	O	O	O
Rallye Handling Package	O	O	O	S
Seat Belts—Integral lap and shoulder, retracting, two in front	S	S	S	S
Seat Belts—Lap only: three rear with retractor for outboard belts	S	S	S	S
Seat—Rear, folding	S	S	S	S
Security Panel—Rear shelf	NA	O [†]	S	S
Spare Tire—High-pressure, compact	S	S	S	S
Stabilizer Bar—Front	O*	S	S	S
Stabilizer Bar—Rear	O*	O*	O*	S
Steering—Manual, rack and pinion	S	S	S	S
Steering Column—Impact absorbing	S	S	S	S
Steering Wheel—Sport	NA	NA	S	S
Stripes—Body	O	O	S	S
Sun Roof—Glass	O	O	O	O
Suspension—Independent coil, front strut, rear trailing arm	S	S	S	S
Tires—155SR13—Steel-belted radial WSW	S	S	S	NA
P175/70R13—Steel-belted radial WSW	NA	NA	O [‡]	S
Washer/Wiper—Liftgate window	O	O	O	S
Wheel Trim Rings	O	O	O	NA
Wheels—Cast aluminum, road (four)	NA	NA	O [‡]	S
Wheels—Steel styled, road (four)	S	S	S	NA
Windows—Quarter: flipper type	S	S	S	S
Windshield Washer—Pulse wipe	S	S	S	S

S—Standard. O—Optional. NA—Not available.

*Included with and available only with stereo radio.

[†]Included and available with Rallye Handling Package only.

[‡]Included and available with Road Wheel Package only.

1981 PLYMOUTH SAPPORO

To drive one is to desire one.

Don't let the beauty of Sapporo fool you. Inside Sapporo is strictly business—five forward speeds to keep you out front, steering that's quick enough to keep you in control. Sapporo responds to your every command—nimble, gracefully, effortlessly. Instrumentation that's complete in every way. An interior that will excite the most particular driver.

Newly styled Sapporo for '81:

Exciting, bold rear styling features large wraparound taillamps and a very European look! And on the inside, Sapporo's all-new instrument panel and interior design complement its built-in comfort and luxury!

Sapporo subtly exhibits an understated flair that encompasses all-new body metal on the sides, roof line, rear deck and new grille texture. Its inherent beauty carries on to new interior styling with comfort ensured by an adjustable lumbar support seatback on the driver's side.

Sapporo's spacious interior was designed for you!



Five passengers can travel with all the roominess and comfort they'd expect from a much larger car. They'll travel in virtual silence, too, especially with optional air conditioning that lets you stay cool while the windows are closed, isolating the bothersome sounds of traffic. Plus, Sapporo's trunk can handle an impressive amount of luggage with its more than 12 cubic feet of total space.

Sorry, there aren't many options for Sapporo—just about everything is standard!

Sapporo's list of standard luxuries is virtually endless! From an AM/FM multiplex stereo radio with four speakers (a fantastic six-speaker system is



optional) to an adjustable steering column, Sapporo is probably the best-equipped car in its class!

Sapporo: a giant at heart!

The power center of Sapporo is made up of Mitsubishi's famous 2.6-liter two-barrel Silent

Shaft MCA-JET engine and a responsive five-speed manual transmission.

Mitsubishi engineers took the extra care to design in a pair of counterbalancing shafts that rotate in opposite directions for an engineering triumph: a smooth-running, low-vibration four-cylinder engine. The vibration that is normally associated with small four-cylinder engines is virtually eliminated.

Power has another meaning with Sapporo:

You'll always feel confident with Sapporo's power brakes with front discs—stopping is reliable and dependable, so you drive more at ease—and with more certainty.


And once you arrive, you can park Sapporo's trim styling almost effortlessly with power steering another standard feature.

More power to you: Why not go all the way? Sapporo offers an optional power-operated sun roof, too!

Once you're parked, you have the advantages of security right down to the smallest detail such as a locking fuel-filler door and a handy inside remote hood release!

Sapporo's new styling, its European look, its distinctive front end with dual rectangular headlamps (also shown on the front cover photograph) all work together to give your driveway an all-new impressive look.

That's why driving one is to desire one, because with Sapporo, luxury takes on a new meaning!



Sapporo in Bright Silver Metallic.

The New Chrysler Corporation is so sure of Sapporo's quality engineering and construction, it offers a 30-Day/1,000-Mile (whichever comes first) Satisfaction Money-Back Guarantee that's available at many dealers. See back cover of this catalog for full details.

SAPPORO STANDARD FEATURES & OPTIONS



Here's the complete inside story on the beautiful world of Sapporo! Beautiful yet durable cord velour cloth-and-vinyl bucket seats feature integral headrests that adjust to your liking and comfort. Both of these handsome high-backs recline, and the driver's side includes an adjustable lumbar support for added comfort on long trips. The passenger side has a convenient memory feature—once the seat has been moved forward to allow the passage of rear seat passengers, it can be returned to a preset forward adjusted position. All standard!



When time is of the essence, Sapporo has the time! Bright LED digital display provides the time at a glance—accurately and quickly! Standard on all Sapporos.



Dual standard outside mirrors are electrically controlled with a single two-position switch that will adjust either mirror for up-and-down or side-to-side movement. The handy control switch is located in the center console.



At your service! Fingertip access to controls that ordinary cars don't even have! These convenient controls are standard, and include seat adjustment, back recliner lever, remote trunk release and remote fuel filler door release.



The final touch! This optional power-operated sun roof keeps your Sapporo world as bright as can be, and at the flick of a switch on the overhead console it lets the whole outdoors in!



Add these optional cast aluminum wheels to your Sapporo and you add a lot of flair! These bold multi-spoke wheels come as part of the optional Road Wheel Package which also includes full four-wheel disc brakes.



This full-length control console is actually your pleasure center with controls for the heater/defroster or optional air conditioning and AM/FM stereo radio with four speakers. You can get an optional AM/FM stereo with cassette player that features six speakers including a tweeter mounted in each door! Standard equipment on this handsome console includes rear window defroster control, illuminated cigarette lighter and convenient ashtray with light.



This standard overhead console is your cockpit lighting center with individual controls for left and right reading lamps plus a center dome light.

As we said, the list of options for Sapporo is wonderfully short! The chart at the right pinpoints all the features and options for your Sapporo: two of the more interesting are automatic speed control for efficient and relaxing long-mileage travel, and the TorqueFlite automatic transmission.

ENGINE

TYPE	DISPLACEMENT	BORE & STROKE	COMPRES-SION RATIO	CARBU-RETION	HORSE-POWER	TORQUE
					SAE NET @ RPM	
4-cyl OHC cast iron block aluminum cyl head	2.6-liter (156 cu in.)	3.59" x 3.86"	8.2:1	2-bbl	100 hp @ 5,000	137 lb-ft @ 2,500

POWER TRAIN

Model	Rear axle ratio	2.6-Liter 2-Bbl Engine Silent Shaft	
		Automatic	5-Speed Manual
Sapporo		cpt 3.5	std 3.5

EXTERIOR DIMENSIONS and FUEL CAPACITY

	Sapporo
Wheelbase	99.6"
Overall length	180.0"
Overall width	65.9"
Overall height	52.8"
Tread—front	54.1"
rear	53.3"
Turning diameter—curb-to-curb	32.8'
Standard curb weight* (lbs)	2,833
Fuel tank capacity (gal)	15.8

*Estimated—not for licensing.

INTERIOR DIMENSIONS

Headroom—front	36.8"
rear	35.4"
Hip room—front	53.1"
rear	41.1"
Leg room—front	41.1"
rear	34.6"
Shoulder room—front	51.8"
rear	51.0"
Trunk volume (total)—cu ft	12.4"

STANDARD SPECIFICATIONS

Axle ratio	3.55 to 1
Brakes	Disc front, drum rear; power
Electrical	Battery—455-ampere, low-maintenance Alternator—55-ampere
Suspension	Independent, coil, front Rigid axle, coil, rear
Tires	P195/70R14 steel-belted radial-ply black sidewall
Transmissions	5-speed manual with overdrive fifth gear

OPTIONAL PACKAGE

Road Wheel Package

- Cast aluminum wheels (four) • Four-wheel disc brakes

OPTIONS

- Air Conditioning
- Emission Control and Testing—Required on all vehicles registered in California
- Mats—Floor: front only
- Radio—AM/FM stereo with cassette player and six speakers
- Speed Control—Automatic
- Sun Roof—Power
- Transmission—TorqueFlite automatic
- Trunk Dress-Up

SAPORO FEATURES

EQUIPMENT	SAPORO
Air Conditioning	O
Armrests—Door	S
Assist Grips	S
Brakes—Power: front disc, rear drum	S
Braking System—Dual, with separate brake fluid reservoirs in master cylinder	S
Bumpers—Energy absorbing	S
Bumpers and Protective Rub Strips—Color keyed	S
Carpeting—Cargo area (needled carpet)	S
Cigarette Lighter	S
Clock—Electronic digital	S
Console—Floor	S
Deck Lid Opener—Remote	S
Defroster—Rear window	S
Emission Control and Testing—Required on all vehicles registered in California	O
Engine—Overhead cam with hemispherical combustion chambers	S
Flasher System—Hazard warning	S
Fuel Filler Door—Locking with inside release	S
Glass—Tinted, all windows	S
Hood Release—Inside	S
Ignition—Electronic	S
Instrument Panel—Full instrumentation, including tachometer and oil, temperature, fuel and amp gauges	S
Light—Ashtray	S
Lights and Reflectors—Side marker	S
Lights—Backup	S
Lock—Glove box	S
Locks—Ignition and steering	S
Mats—Floor: front only	O
Mirror—Day/night	S
Mirrors—Dual, electric: remote control racing type	S
Molding—Body-side: color-keyed vinyl with bright accents	S
Moldings—Windshield, drip rail, and backlight	S
Quarter Window Louvers—Color keyed	S
Radio—AM/FM stereo with cassette player and six speakers	O
Radio—AM/FM stereo with four speakers	S
Rear Passenger Entry System	S
Seat Belt Reminder System	S
Seat Belts—Combination lap-shoulder for driver and right-front passenger	S
Seats—Reclining bucket with adjustable integral headrests	S
Speed Control—Automatic	O
Steering—Power	S
Steering Column—Adjustable	S
Steering Wheel—Sport	S
Stripes—Side: color accented	S
Sun Roof—Power	O
Transmission—TorqueFlite automatic	O
Trip Odometer	S
Trunk Dress-Up	O
Turn Signals—With lane-change feature	S
Ventilation—Forced air	S
Wheel Covers	S
Wheels—Road: cast aluminum	O
Wheels—Safety-Rim	S
Windshield Washers/Wipers—Electric	S

S—Standard. O—Optional.

Certain models, packages and options are subject to specific restrictions, requirements and late availability. Consult your dealer for current ordering information.


COLORS

Model

Sapporo




Gray Interior




Bright Silver Metallic

Blue Interior



Medium Blue Metallic

Spice Interior



Cream

NOTE: Due to occasional printing irregularities, the colors shown may vary slightly from actual hues. See your Plymouth dealer for accurate color chips.

1981 PLYMOUTH ARROW PICKUP

Make Fun Out Of Work

Take a proven, hard-working engine and install it on a nimble compact chassis—add a two-seater cab and a payload that's over 1,525 pounds and you have the 1981 Arrow Pickup!

Arrow turns all those chores you normally think of as work into sheer pleasure! With such standards as full bench seat with folding back and interior trim in Cashmere vinyl, Arrow's well-

equipped cab features important details that include a two-spoke steering wheel on an adjustable column, AM radio, and more!

A fully functional instrument cluster includes speedometer, fuel gauge, temperature gauge and trip odometer, plus oil and amp indicator lights.

Arrow Sport Pickup

This little truck means what it says! A hard-working truck



with a sporty car feel!

Its 2.6-liter, four-cylinder overhead cam Silent Shaft MCA-JET engine and five-speed manual transmission say it all.

Slip inside this little tiger and relax in cord velour and vinyl high-back bucket seats in Cashmere and Black.

The Premium instrument cluster features a tachometer and

a full complement of gauges; the standard center console includes amp and oil pressure gauges. An AM/FM stereo radio is standard, too.

Arrow Sport says it on the outside, too, with wide-spoke, gold painted road wheels and steel radial raised white letter tires—Sport Tape Package, chrome front bumper and gold

color grille—all on a body in fire-hot Red or cool Ballast Sand Metallic!

Start the engine, depress the clutch and slip into gear—because you're about to embark on something more than just a ride—you're off on an adventure!

Plymouth Arrow Custom

Arrow Custom takes the long list of Arrow standards and goes on from there with vinyl body-side moldings and steel-belted radial white sidewall tires.

The full-width bench seat with folding back and color-keyed



Plymouth Arrow Custom in Medium Blue-Metallic.

door trim panels combine business with pleasure. And the black instrument cluster with brushed aluminum inserts helps you take care of business.

Plymouth Arrow Custom. Impressive spirit—designed to perform!

Plymouth Arrow

Good, solid performance without a lot of frills—that's what makes this little truck just about the most useful vehicle you may ever own.

The double-wall tailgate tells you that it's a Plymouth with a decal in the center. And the



Plymouth Arrow Pickup in Light Tan.

tailgate opens flat—level with the box floor for easy loading.

The Cashmere vinyl full bench seat features a folding back. Color-keyed door trim panels and full headlining provide

added comfort and utility inside Arrow Pickup.

All the other Arrow standard features assure you that work is Arrow's number-one priority!



The New Chrysler Corporation is so sure of Arrow's quality engineering and construction, it offers a 30-Day/1,000-Mile (whichever comes first) Satisfaction Money-Back Guarantee that's available at many dealers. See back cover of this catalog for full details.

Plymouth Arrow Sport in Red.

ARROW PICKUP STANDARD FEATURES & OPTIONS



Pure beauty—pure useful luxury! Arrow Custom's standard interior is more than just a comfortable place to be—it's designed to be handsome as well as functional. Work or travel in comfort on this full-width all-vinyl bench seat that features a folding backrest that folds forward for behind-the-seat storage access! Other standards include armrests and color-keyed door panel trim!




Brighten up your work day or your leisure time with this optional Sky Lite sun roof. Let the sunshine in—or pop it open for a refreshing breath of air!



Standard on Arrow Sport, this high-performing AM/FM stereo radio with handy push-button station selection puts the sounds where they belong—all around you!



This sliding rear window option gives you extra convenient access to the cargo box—and provides extra ventilation when you want it. Perfect addition when you plan to use a camper top! For nighttime chores, this handy cargo light is ready to light the way...and it's standard on all Arrow Pickups.



Arrow's spacious cargo box can handle just about any load you might come up with! It's 81.5 inches long and 64.2 inches wide on the inside! Full-width tailgate makes access easy! Tubular tie-down bars on both sides are standard, and help hold cargo securely! And Arrow's payload is the big payoff! Including you and a passenger, Arrow can haul a hefty 1,525 pounds—three quarters of a ton!



Here's a super handy option: This bright, chrome rear step bumper provides easy entrance to the cargo box without lowering the tailgate! This convenient bumper provides added rear protection and has another plus: just add the trailer ball size that fits your trailer and you can tow a trailer up to 2,000 pounds!



This adjustable steering column adds to your comfort! Once you've adjusted it to your most comfortable position, this convenient steering feature locks securely in position. Another great standard feature on all Arrow Pickups!



Get the big picture and keep an eye on everything clearly and at a glance with these handsome low-mount mirrors. Big viewing area for both right and left side is a valuable aid when you're hauling a high load. These optional mirrors add good looks with their bright chrome finish!

Arrow's full array of features and options are too numerous to discuss in detail. But the chart on the next page gives you an instant reference that will help you order a hard-working, fun-loving Arrow pickup that you'll use and enjoy for years!

ENGINES

TYPE	DISPLACEMENT	BORE & STROKE	COMPRES-SION RATIO	CARBU-RETION	HORSE-POWER	TORQUE
					SAE NET @ RPM	
4-cyl OHC cast iron block aluminum cyl head	2.0 liter federal (122 cu in)	3.30" x 3.54"	8.5:1	2-barrel	90 hp @ 5,000	103 lb-ft @ 3,000
4-cyl OHC cast iron block aluminum cyl head	2.0-liter Calif. (122 cu in)	3.30" x 3.54"	8.5:1	2-barrel	88 hp @ 5,000	103 lb-ft @ 3,000
4-cyl OHC cast iron block aluminum cyl head	2.6-liter federal (156 cu in)	3.59" x 3.86"	8.2:1	2-barrel	105 hp @ 5,000	139 lb-ft @ 2,500
4-cyl OHC cast iron block aluminum cyl head	2.6-liter Calif. (156 cu in)	3.59" x 3.86"	8.2:1	2-barrel	103 hp @ 5,000	139 lb-ft @ 2,500

POWER TRAIN

Model	Engine Disp.	Transmission		
		4-Speed Manual	5-Speed Manual Overdrive	3-Speed Automatic
Arrow	2.0-liter (122 CID)	std	NA	opt
Arrow Custom	2.6-liter (156 CID)	NA	std	opt
Arrow Sport	2.6 liter (156 CID)	NA	std	opt

DIMENSIONS & CAPACITIES

Wheelbase	109.4"
Overall length	184.6"
Overall width	65.0"
Overall height—Arrow	60.6"
Arrow Custom & Arrow Sport	59.8"
Box length (inside @ floor)	81.5"
Box width (inside @ floor)	64.2"
Tread, Front—Arrow & Arrow Custom	53.6"
Arrow Sport	54.5"
Rear—Arrow & Arrow Custom	52.8"
Arrow Sport	53.7"
GVW Rating—Arrow	4,045 lbs
Arrow Custom & Arrow Sport	4,120 lbs
Curb weight—Arrow	2,520 lbs
Arrow Custom & Arrow Sport	2,565 lbs
Payload (including driver and passenger)	
Arrow	1,525 lbs
Arrow Custom and Arrow Sport	1,555 lbs

SPECIFICATIONS

Alternator	45-ampere
Axle—Front	1,810-pound capacity
Rear	3,571-pound capacity
Axle ratio	3.9 to 1
Battery	45-ampere/hour
Brakes—Service	Power disc front; drum rear
Brake booster	7.5-inch diameter
Choke	Automatic
Clutch—Arrow	8.46-inch diameter
Arrow Custom & Arrow Sport	8.86-inch diameter
Ignition system	Electronic
Fuel tank—Arrow	15.1-gallon
Arrow Custom and Arrow Sport	18.0-gallon
Shock absorbers—Telescopic	Front and rear
Springs—Front	Coil, 905-pound capacity @ ground
Rear	Longitudinal leaf, 1,235-pound capacity @ ground
Tires (five)—Arrow	6.00 x 14C WSW
Arrow Custom	185SR14 steel-belted radial WSW
Arrow Sport	185SR14 steel-belted radial RWL

WSW—White sidewall
RWL—Raised white letters

ARROW FEATURES

EQUIPMENT	ARROW	ARROW CUSTOM	ARROW SPORT
Air Conditioning	O	O	O
Bumper—Front: argent painted with black rubber ends	S	NA	NA
Bumper—Front: chrome with black rubber ends	NA	S	S
Bumper—Rear step: chrome	O	O	O
Bumper—Rear step: low-luster black	O	O	O
Bumper Guards—Front (NA with grille guard)	O	O	O
Cargo Lamp	S	S	S
Carpeting	NA	S	S
Center Console—With oil pressure gauge, ammeter and transmission shift lever	NA	NA	S
Cigarette Lighter	S	S	S
Clock—Electronic digital	O	O	O
Dome Light—With driver and passenger side door switches	S	S	S
Flashers—Emergency	S	S	S
Floor Mats—Front	NA	O	O
Fuel Tank—15.1-gallon	S	NA	NA
Fuel Tank—18-gallon	O	S	S
Grille—Bright argent Gold	S NA	S NA	NA S
Grille Guard—Front (NA with bumper guards or air conditioning)	O	O	O
Headliner—Color-keyed	S	S	S
Hood Release—Inside	S	S	S
Hubcaps—Bright	S	S	NA
Mirror—Interior rearview	S	S	S
Mirrors—Exterior black racing type: left and right sides	S	S	S
Mirrors—Low-mount: chrome	O	O	O
Molding—Body-side: vinyl	O	S	NA
Molding—Drip rail: bright	S	S	S
Molding—Pickup box top edge: vinyl	O	O	O
Molding—Windshield: bright	S	S	S
Moldings—Wheel openings: front and rear	O	O	O
Mud Guards	O	O	O
Power Steering	O	O	O
Radio—AM	S	S	NA
Radio—AM/FM stereo	NA	NA	S
Rear Window—Sliding	O	O	O
Road Wheels—Wide spoke (four): gold painted	NA	NA	S
Sport Bar—In cargo box	O	O	O
Steering Column—Adjustable with lock	S	S	S
Sun Roof—Sky Lite	O	O	O
Sun Visors—Dual	S	S	S
Tape Stripe—Body-side	O	O	S
Tie-Down Bars—Cargo: tubular, on both sides (interior) of pickup box	S	S	S
Tinted Glass	S	S	S
Trip Odometer	S	S	S
Wheel Trim Rings	O	O	NA
Windshield Wipers—Two-speed with washers	S	S	S

S—Standard O—Optional NA—Not available

Certain models, packages and options are subject to specific restrictions, requirements and late availability. Consult your dealer for current ordering information.

COLORS

Arrow Pickup	Cashmere Interior	Cashmere Interior	Cashmere Interior
	Warm White	Light Tan	Black
Arrow Custom Pickup	Blue Interior	Blue Interior	Blue Interior
	Medium Blue Metallic	Warm White	Black
Arrow Sport Pickup	Cashmere/Black Interior	Cashmere/Black Interior	
	Red	Ballast Sand Metallic	

NOTE: Due to occasional printing irregularities, the colors shown may vary slightly from actual hues. See your Plymouth dealer for accurate color chips.

PLYMOUTH IMPORT QUALITY AND ENGINEERING

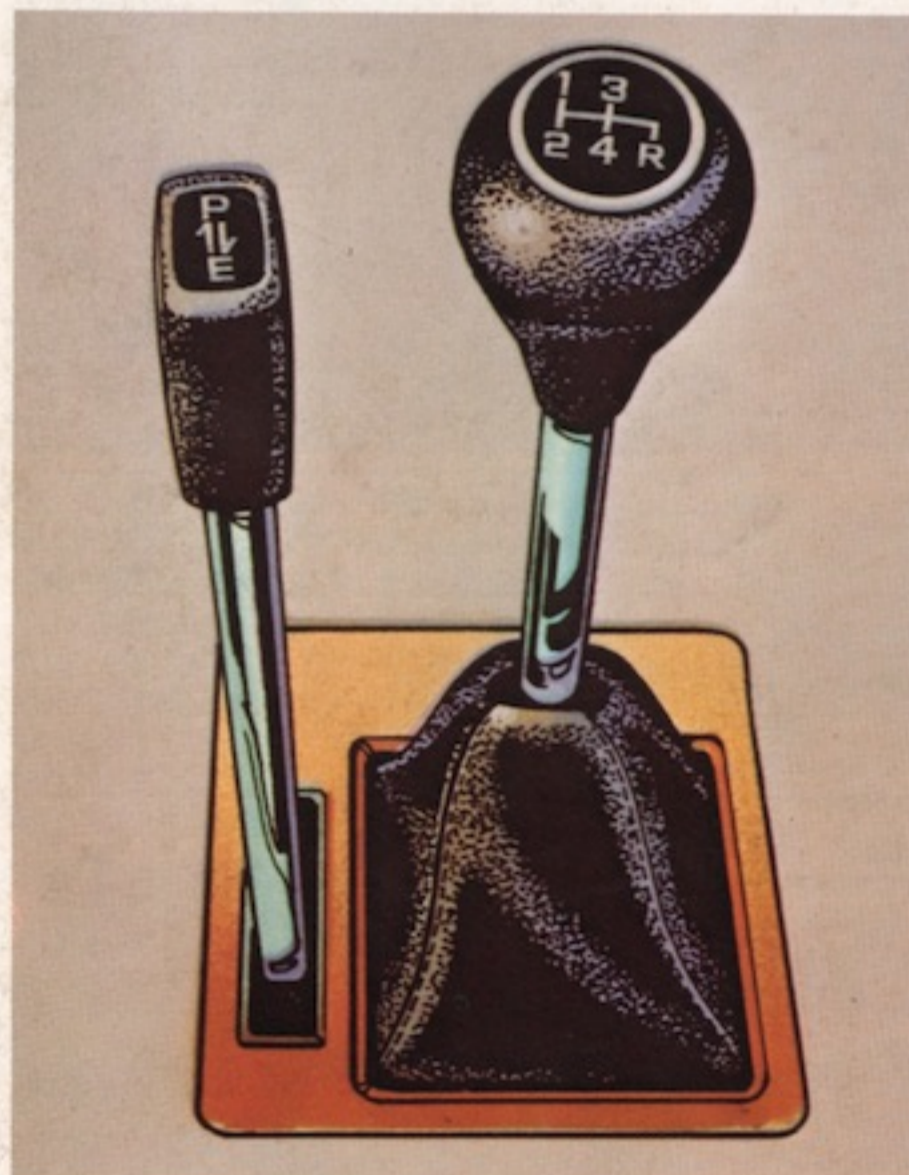
Built for Chrysler Corporation in Japan, Plymouth Champ, Sapporo and Arrow Pickup are manufactured by Mitsubishi Motors Corporation. Mitsubishi's reputation is worldwide—it signifies outstanding quality, excellence of design and an innovative approach to transportation.

Every Mitsubishi engine features hemi-head design for more complete combustion that gives better performance and more efficient use of fuel!

As a group, these vehicles are among the most technologically advanced Japanese imports you can buy. The high level of innovative engineering features available on the various models are presented here.

The Twin-Stick Transmission

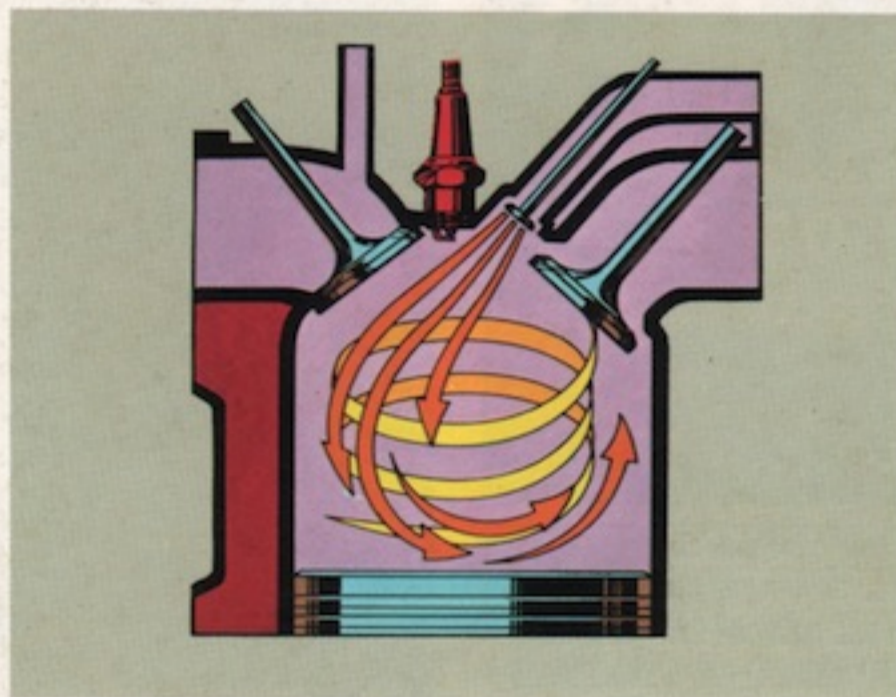
Here's a transmission that makes the competition seem old-fashioned! The Twin-Stick transmission actually has eight speeds available! But it's really more than that—it can be a four-speed that provides increased pulling capability in the "POWER" range—or it can be a different four-speed that gives excellent efficiency in the "ECONOMY" range. And you select the range that's most appropriate for your driving conditions. It's standard equipment on the Plymouth Champ, Custom and Deluxe Hatchbacks!



MCA (Mitsubishi Clean Air) JET Engine System

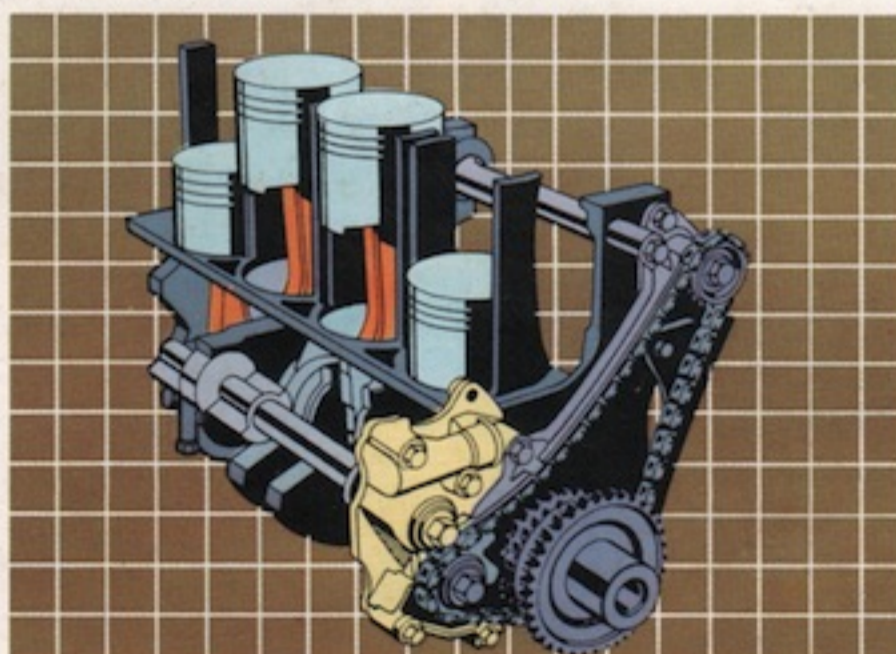
Mitsubishi engineers designed into every cylinder chamber an extra jet valve which injects an additional burst of air. This results in an extra-lean mixture of fuel and air which actually swirls throughout the combustion chamber. This action produces faster, more even, complete combustion for better efficiency and performance for the driver... and cleaner air for everyone.

The MCA-JET Engine System is standard on every Plymouth Import sold in America.



The Silent-Shaft Engine

In the development of the Silent-Shaft engine, Mitsubishi engineers utilized counterbalancing shafts that rotate in opposite directions. As a result, the vibration and noise common with conventional four-cylinder engines are virtually eliminated. This unique feature is incorporated in all 2.0-liter and 2.6-liter engines.



Innovation

Innovation is only the beginning—Mitsubishi engineers have included the latest automotive advances as well: power brakes with front discs, independent front suspension, radial tires, all working for better handling, better riding and a more efficient car. Plymouth Champ features full four-wheel independent suspension.

Front-Wheel Drive

The answer to some age-old problems, Champ's front-wheel drive offers excellent traction because the power-producing weight is all up front—over the drive wheels. This also allows the compact engine to be mounted sideways in the engine compartment which provides roominess and comfort not possible in a conventional car of the same dimensions. The resulting handling can be considered superb, and the efficiency unquestionable.

Champ EPA Fuel Economy Estimates*

Model	Engine Size (liters)	Transaxle Type	EPA EST. MPG	Estimated Highway
Federal				
Champ	1.4	4-spd. man.	37	50
Champ	1.4	4 x 2 man.	33	42
Deluxe	1.6	4 x 2 man.	31	41
	1.6	3-spd. auto.	28	35
Champ	1.6	4 x 2 man.	31	41
Custom	1.6	3-spd. auto.	28	35
California				
Champ	1.4	4-spd. man.	34	45
Champ	1.4	4 x 2 man.	32	41
Deluxe	1.6	4 x 2 man.	31	41
	1.6	3-spd. auto.	27	33
Champ	1.6	4 x 2 man.	31	41
Custom	1.6	3-spd. auto.	27	33

*Use EST. MPG numbers for comparison. Your mileage may differ depending on speed, weather and trip length. Actual highway mileage will probably be lower than highway estimates.

All product illustrations and specifications are based on authorized information. Although descriptions are believed correct at publication approval, accuracy cannot be guaranteed. Some of the equipment shown on product illustrations is optional, at extra cost. Certain models, packages and options are subject to specific restrictions, requirements and late availability. Chrysler Corporation reserves the right to make changes from time to time without notice or obligation in prices, specifications, colors and materials and to change or discontinue models. See your dealer for the latest information.

5/50 Protection Plan is an optional service contract. It's the longest protection plan* of any domestic manufacturer and covers major power train components for five years or 50,000 miles (whichever comes first) from the time you take delivery of your new Plymouth. Coverage begins after the limited warranty expires. The plan, which has a \$50 deductible per repair visit, also has an allowance for alternate transportation and towing. Ask your dealer for full details, including plan availability in your area.

*Provisions of plans may vary with manufacturer.

30-Day Satisfaction Money-Back Guarantee. If you are not completely satisfied with your 1981 Plymouth Import bring it back in good condition with no metal damage. Once your dealer receives clear title we'll refund your money less finance and insurance charges and less the difference, if any, between the trade-in refund value (as shown on the "Trade-In Refund Agreement") and the trade-in value allowed on the retail sales contract. One refund per customer. See your dealer for details.

Buy or lease a Plymouth Import.



A PRODUCT OF
THE NEW CHRYSLER
CORPORATION



MOPAR parts are engineered by Chrysler Corporation for use in your new Plymouth Import. When replacement is necessary, be sure to specify MOPAR parts. Used by professional mechanics all over the world.

Form No. 81-005-1005 8/80 (550M)

Litho in U.S.A.