

Buick 1969





Riviera



Riviera GS

Power Train and Handling Equipment: 360 hp 430-4 V8 engine, TH 400 transmission; variable ratio power steering; self-adjusting power brakes with lined aluminum front drums and cast iron liners; dual exhausts; Full-Flow oil filter; Buick's new suspension system; 6,500-mile labeled front suspension; Delcotron generator; 15-inch wheels.

MORE IMPORTANT INFORMATION ABOUT THE RIVIERA: **Engine Lubricating System:** Main bearings, connecting rods and camshaft bearings pressure lubricated. Cylinder walls splash and nozzle lubricated. Normal oil pressure 40 @ 2400. Full-Flow oil filter. Crankcase capacity (refill less filter) 4 quarts. **Fuel System:** Automatic choke. Electric fuel pump. Pleated paper gasoline filter at carburetor with fine mesh filter in fuel tank. Exhaust-type intake manifold heat control valve. Fuel Tank Capacity: approximately 21 gallons. **Engine Cooling:** Pressure system. Choke-type circulation thermostat. Centrifugal water pump. Capacity: 16.7 quarts. **Exhaust System:** Dual mufflers constructed of a

combination of aluminum and stainless steels to promote longer life. **Electrical:** Twelve-volt electrical system. Five-position starter-ignition switch. **Automatic Transmission:** Turbo Hydra-Matic is of a torque converter type. Total oil capacity: 23 pints. **Propeller Shaft:** 2 sections connected by a special constant-velocity universal joint that minimizes vibration during transfer of power to rear axle. Shaft is connected to transmission and rear axle by needle-bearing universal joints. **Rear Axle:** Hypoid gears, semi-floating. Transfer of driving forces through rubber-mounted upper and lower control arms connected to frame. **Frame:** Crossform. **Suspension:** Independent ball-joint front suspension with

link-type stabilizer bar. Coil springs front and rear. Direct acting hydraulic shock absorbers front and rear. **Brakes:** Gross braking area 193.3 sq. in. Step-on parking brake operating through rear service brake shoes. Power brakes standard. **Tires:** 8.55 x 15. **Steering:** Variable ratio power steering standard. Flexible coupling in power gear screens out road irregularities.

Many of the options and accessories available on the 1969 Buicks are shown on pages 14 and 15 of this brochure. Some of the equipment shown or described above is available at extra cost.

| THE STANDARD ENGINE: | | 430-4 | Com- | Dis- | Car- | |
|--|------------|-------------|-------------------------------------|-----------|--------|------|
| horse- | Torque | Compression | placement | placement | line | Fuel |
| power | | Ratio | | | | |
| 360 @ 5000 | 475 @ 3200 | 10.25 | 430 | 4-barrel | Press. | |
| THE TRANSMISSIONS: | | | | | | |
| Regular Equipment: TH-400 (Column Shift) | | | Available: TH-400 (Console Mounted) | | | |

| REAR AXLE RATIOS: | | Consult your Buick dealer for information on available ratios. | | | | | |
|--|--|--|-------|--------|-------|-------|------|
| Riviera: 3.07; Riviera GS: 2.42 | | | | | | | |
| EXTERIOR DIMENSIONS: (Approximations in inches.) | | | | | | | |
| | | Wheel-Track | | | | | |
| | | Length | Width | Height | base | Front | Rear |
| | | 215.2 | 79.2 | 53.2 | 119.0 | 63.4 | 63.0 |

| INTERIOR DIMENSIONS: (Approximations in inches.) | | | | | |
|--|----------|--------------|-------|------|------|
| Head Room | Leg Room | Shoulder Rm. | Front | Rear | Rear |
| 37.8 | 37.5 | 41.1 | 36.6 | 38.6 | 56.1 |

THE AVAILABLE RIVIERA GRAN SPORT. Suspension, both front and rear, is heavy-duty. Positive traction differential (3.42 axle ratio standard). Monogram—front fender "GS", Monogram—instrument panel "Riviera GS". 8.55x15 white sidewall tires standard. H10-15 wide oval tires are available.



Electra 225 Custom Sport Coupe



Electra 225 Custom Convertible

Electra 225 Custom 4-Dr Hardtop

Power Train Features: 360 hp 430-4 V8 engine; TH-400 transmission; Full-Flow oil filter; cross-flow radiator.

Handling and Braking Features: power steering; self-adjusting power brakes; finned aluminum front brake drums with cast iron liners; 15-inch wheels; 6,000-mile laced front suspension; Buick's new suspension system.

MORE IMPORTANT INFORMATION ABOUT THE ELECTRA 225: Engine Lubricating System: Main bearings, connecting rods and camshaft bearings pressure lubricated; Cylinder walls splash and nozzle lubricated. Normal oil pressure 40 @ 2400. Full-Flow oil filter. Crankcase capacity (with less filter) 4 quarts. **Fuel System:** Automatic choke. Mechanical fuel pump. Pleated paper gasoline filter at carburetor with fine mesh filter in fuel tank. Exhaust-type intake manifold heat control valve. Fuel tank capacity: approximately 25 gallons. **Engine Cooling:** Pressure system. Choke-type circulation thermostat. Centrifugal water pump. Capacity: 16.7 quarts. **Exhaust System:** Muffler; constructed

of corrosion resistant aluminum steel to promote longer life. Dual exhaust available as optional equipment. **Electrical:** Twelve-volt electrical system. Five-position starter-ignition switch. **Automatic Transmission:** Turbo Hydra-Matic is of a torque converter type. Total oil capacity refill 23 pints. **Propeller Shaft:** Shaft is connected to transmission and rear axle by needle-bearing universal joints. **Rear Axle:** Hypoid gears, semi-floating. Transfer of driving force through rubber-mounted arms connected to frame. **Frame:** Perimeter type. **Suspension:** Independent ball-joint front suspension with link-type stabilizer bar. Four-link-type rear suspension. Coil springs front and rear. Direct acting hydraulic shock ab-

sorbers front and rear. **Brakes:** Hydraulic, self-energizing. Air-cooled finned aluminum front brake drums with cast iron liners; finned drums rear. Total gross lining area 193.3 sq. in. Step-on parking brake operating through rear service brake shoes. Power brakes standard. **Tires:** 8.85 x 15. **Steering:** Power steering with variable ratio is standard. Flexible coupling in power gear screens out road irregularities.

Many of the options and accessories available on the 1969 Buicks are shown on pages 14 and 15 of this brochure. Some of the equipment shown or described above is available at extra cost.

| THE STANDARD ENGINE: 430-4 | | | | | |
|----------------------------|------------|-------------------|--------------|-------------|-------|
| Horsepower | Torque | Compression Ratio | Displacement | Carburetion | Fuel |
| 360 @ 5000 | 475 @ 3200 | 10.25 | 430 | 4-barrel | Prim. |

THE TRANSMISSION:

Regular Equipment:
3-Speed Automatic TH-400

| REAR AXLE RATIO: 2.78 | | | | | | |
|--|--------|-------|-----------|-------|-------|------|
| Consult your Buick dealer for information on available ratios. | | | | | | |
| EXTERIOR DIMENSIONS: (Approximations in inches.) | | | | | | |
| | Length | Width | Hgt. base | Wheel | Tread | |
| | | | | Front | Rear | |
| Sport Coupe | 224.8 | 80.0 | 54.5 | 126.2 | 63.5 | 63.0 |
| 4-Door Hardtop | 224.8 | 80.0 | 54.5 | 126.2 | 63.5 | 63.0 |
| 4-Door Sedan | 224.8 | 80.0 | 55.8 | 126.2 | 63.5 | 63.0 |
| Convertible | 224.8 | 80.0 | 54.5 | 126.2 | 63.5 | 63.0 |

| | INTERIOR DIMENSIONS: (Approximations in inches.) | | | | | |
|----------------|--|------------|----------|---------------|-------|------|
| | Head Room | Trunk Room | Leg Room | Shoulder Room | Front | Rear |
| Sport Coupe | 38.5 | 38.0 | 42.2 | 37.1 | 62.3 | 60.6 |
| 4-Door Hardtop | 38.5 | 38.0 | 42.2 | 37.8 | 62.2 | 61.4 |
| 4-Door Sedan | 39.4 | 38.3 | 42.2 | 40.9 | 62.2 | 61.3 |
| Convertible | 38.6 | 37.7 | 42.2 | 37.1 | 61.6 | 52.4 |



Wildcat Custom Sport Coupe



Wildcat Custom Hardtop

Power Train: 360 hp 430-4 V8 engine; three-speed manual transmission (synchronized in all forward gears); Delco-Rom generator; Full-Flow oil filter; cross-flow radiator.

Handling and Braking Features: self-adjusting brakes; finned aluminum front brake drums with cast iron liners; 15-inch wheels; 6,000-mile lubed front suspension; independent ball-joint front suspension with link-type stabilizer bar; Buick's new suspension system.

MORE IMPORTANT INFORMATION ABOUT THE WILDCAT: **Engine Lubricating System:** Main bearings, connecting rods and camshaft bearings pressure lubricated. Cylinder walls splash and nozzle lubricated. Normal oil pressure 40 to 2400. Full-Flow oil filter. Crankcase capacity (refill less filter) 4 quarts. **Fuel System:** Automatic choke. Mechanical fuel pump. Pleated paper gasoline filter at carburetor with fine mesh filter in fuel tank. Exhaust-type intake manifold heat control. Fuel Tank Capacity: approximately 25 gallons. **Engine Cooling:** Pressure system. Choke-type circulation thermostat. Centrifugal water pump. Capacity: 16.7 quarts. **Exhaust System:** Single exhaust with crossover standard. Duals available. **Electrical:** Twelve-volt electrical

system. Five-position starter-ignition switch. **Automatic Transmission:** Turbo Hydra-Matic is of a torque converter type. Total oil capacity 23 pints. **Propeller Shaft:** Shaft is connected to transmission and rear axle by needle-bearing universal joints. **Rear Axle:** Hypoid gears, semi-floating. Transfer of driving forces through rubber-mounted arms connected to frame. **Frame:** Perimeter type. **Suspension:** Independent ball-joint front suspension with link-type stabilizer bar. Coil springs front and rear. Direct acting hydraulic shock absorbers front and rear. **Brakes:** Hydraulic. Air-cooled finned aluminum front brake drums with cast iron liners; finned-drums rear. Total gross lining area 193.3 sq. in. Stop-on parking brake operating through rear service brake shoes.

Comfort and Convenience Equipment: upper level ventilating system; heater and defroster; front door-operated interior light; glove compartment light; smoking set; rear seat ash trays; Magic-Mirror finish; arm rests—front and rear; carpeting; custom interior trims (Wildcat Custom models); Deluxe steering wheel; custom headlining (Wildcat Custom models)—except Convertible.

Power brakes available. Tires: 8.55 x 15. Special tires available for other than normal driving conditions. Consult your Buick dealer. **Steering:** Manual recirculating ball, overall ratio: 34.3 standard. Power steering available. Flexible coupling in power gear screens out road irregularities.

Many of the options and accessories available on the 1969 Buicks are shown on pages 14 and 15 of this brochure. Some of the equipment shown or described above is available at extra cost.

| THE STANDARD ENGINE: 430-4 V8. | | Com- | Dis- | Car- |
|--------------------------------|------------|----------|-----------|----------|
| Horse- | Torque | pression | placement | bur- |
| power | | Ratio | ment | tion |
| 360 @ 5000 | 475 @ 3200 | 10.25 | 430 | 4-barrel |
| | | | | Prev. |

THE TRANSMISSIONS:
Regular Equipment: Available 3-Speed TH-400
3-Speed Manual (Column or Console Mounted)

| REAR AXLE RATIOS: | |
|---|----------------|
| 3-Speed Manual Transmision: | Automatic 3.07 |
| Consult your Buick dealer for information on optional ratios. | |

| EXTERIOR DIMENSIONS: (Approximations in inches.) | | | | | |
|--|--------|-------|--------------|-------------|------|
| | Length | Width | Height, base | Wheel-Tread | |
| | | | | Front | Rear |
| Sport Coupe | 218.2 | 80.0 | 54.6 | 173.2 | 63.5 |
| 4-Door Hardtop | 218.2 | 80.0 | 54.3 | 173.2 | 63.5 |
| 4-Door Sedan | 218.2 | 80.0 | 55.3 | 173.2 | 63.5 |
| Convertible | 218.2 | 80.0 | 54.9 | 173.2 | 63.5 |

| | INTERIOR DIMENSIONS: (Approximations in inches.) | | | | | |
|----------------|--|------|----------|------|--------------|------|
| | Rear Room | | Leg Room | | Shoulder Rm. | |
| | Front | Rear | Front | Rear | Front | Rear |
| Sport Coupe | 38.4 | 37.7 | 42.2 | 33.9 | 61.7 | 60.3 |
| 4-Door Hardtop | 38.1 | 37.4 | 42.2 | 37.5 | 61.6 | 60.8 |
| 4-Door Sedan | 38.9 | 37.7 | 42.2 | 37.9 | 61.6 | 60.7 |
| Convertible | 38.9 | 37.9 | 42.2 | 33.9 | 62.2 | 52.3 |

1969 Buick LeSabre



LeSabre Custom Sport Coupe



LeSabre Custom Convertible



LeSabre 4-dr Sedan



LeSabre Custom 4-dr Hardtop

Power Train: 230 hp 350-2 V8 engine; three-speed manual transmission (synchronized in all forward gears); heater and defroster; Delcotron generator; Full-Flow oil filter; cross-flow radiator.

Handling and Braking Features: finned alloy brake drums; 15-inch wheels; 6,000-mile lubed front suspension; self-adjusting brakes. Back's new suspension system; direct-acting hydraulic shock absorbers front and rear.

MORE IMPORTANT INFORMATION ABOUT THE BUICK LESABRE: Engine Lubricating System: Main bearings, connecting rods and camshaft bearings pressure lubricated. Cylinder walls splash and nozzle lubricated. Normal oil pressure 37 @ 2400. Full-Flow oil filter. Crankcase capacity (refill less filter) 4 quarts. Fuel System: Automatic choke. Mechanical fuel pump. Pleated paper gasoline filter at carburetor with fine mesh filter in fuel tank. Increased-capacity oiled paper element air cleaner. Exhaust-type intake manifold heat conduct. Capacity: approximately 2 1/2 gallons. Engine Cooling: Pressure system. Choke-type circulation thermostat. Centrifugal water pump. Capacity: 13.2 quarts. Exhaust System: Single exhaust with

crossover. Electrical: Twelve-volt electrical system. Five-position starter-ignition switch. Automatic Transmission: Super Turbine and Turbo Hydra-Matic are of a torque converter type. Total oil capacity refill 19 pints. Propeller Shaft: Shaft is connected to transmission and rear axle by needle-bearing universal joints. Rear Axle: Hypoid gears, semi-floating. Transfer of driving forces through rubber-mounted arms connected to frame. Frame: Perimeter type. Suspension: Independent ball-joint front suspension with link-type stabilizer bar. Coil springs front and rear. Direct-acting hydraulic shock absorbers front and rear. Brakes: Hydraulic. Air-cooled finned brake drums front and rear. Total gross lining area 193.3 sq. in. Step-on parking brake operating

Comfort and Convenience Equipment: upper level ventilating system; front door-operated interior light; glove compartment light; smoking set; rear seat ash trays; Magic-Mirror finish; arm rests—front and rear; carpeting; custom interior trims (LeSabre Custom models); Deluxe steering wheel (Custom models only).

through rear service brake shoes. Power brakes available. Tires: 8.5 x 15. Special tires available for other than normal driving conditions. Consult your Buick dealer. Steering: Manual recirculating ball steering standard. Power steering available. Flexible coupling in power gear screens out road irregularities.

Many of the options and accessories available on the 1969 Buicks are shown on pages 14 and 15 of this brochure. Some of the equipment shown or described above is available at extra cost.

| THE STANDARD ENGINE: 350-2 V8. | | | | | |
|---------------------------------|------------|--------------------------------|------------------------|------------------------------|---------|
| Horsepower | Torque | Com- pression Ratio | Dis- place- ment | Car- bur- ator Type | Fuel |
| 230 @ 4400 | 350 @ 2400 | 9.0 | 350 | 2-barrel | Regular |
| THE AVAILABLE ENGINE: 350-4 V8. | | | | | |
| Horsepower | Torque | Com- pres- sion Ratio | Dis- place- ment | Car- bur- ator Type | Fuel |
| 280 @ 4600 | 375 @ 3200 | 10.25 | 350 | 4-barrel | Prem. |

| THE TRANSMISSIONS: | | Available: |
|--|-------------------------------|---|
| Regular Equipment: | 3-Speed Manual (Column Shift) | 2-Speed ST-300 (Column Shift) |
| | | 3-Speed Automatic TH-400 (included with LeSabre 400 option) |
| REAR AXLE RATIOS: | | Automatic: 2.93 |
| 3-Speed Manual: 0.23 | | |
| Consult your Buick dealer for information on available ratios. | | |

| | EXTERIOR DIMENSIONS: (Approximations in inches.) | | | |
|---------------|--|-------|-----------------|--------------------------|
| | Length | Width | Height, base | Wheel, Track, Front Rear |
| Sport Coupe | 218.2 | 78.5 | 54.6 | 123.2 63.0 |
| 4-Dr. Hardtop | 218.2 | 79.5 | 54.3 | 123.2 63.0 |
| 4-Dr. Sedan | 218.2 | 78.5 | 55.3 | 123.2 63.0 |
| Convertible | 218.2 | 79.5 | 54.9 | 123.2 63.0 |
| | INTERIOR DIMENSIONS: (Approximations in inches.) | | | |
| | Head Room, Front | Rear | Leg Room, Front | Shoulder Rm, Front Rear |
| Sport Coupe | 38.6 | 37.7 | 42.3 | 33.9 42.2 |
| 4-Dr. Hardtop | 38.3 | 37.4 | 42.3 | 37.5 42.2 |
| 4-Dr. Sedan | 39.1 | 37.7 | 42.3 | 37.9 42.2 |
| Convertible | 39.1 | 37.9 | 42.3 | 33.9 42.2 |

1969 Buick Sportwagon



Power Train: 230 to 350-2 V8 engine; three-speed manual transmission (synchronized in all forward gears); Full-Flow oil filter; Delco-Rom generator; 0900-flow radiator.

Handling and Braking Features: 6,000-mile laced front suspension; 14-inch wheels; direct-acting hydraulic shock absorbers front and rear; laced aluminum front brake drums.

MORE IMPORTANT INFORMATION ABOUT THE SPORTWAGON: Engine Lubricating System: Main bearings, connecting rods and camshaft bearings pressure lubricated. Cylinder walls splash and nozzle lubricated. Normal oil pressure 37 @ 2400. Full-Flow oil filter. Crankcase capacity (with less filter) 4 quarts. Fuel System: Automatic choke. Mechanical fuel pump. Pleated paper gasoline filter at carburetor with fine mesh filter in fuel tank. Wider diameter paper element air cleaner. Exhaust-type intake manifold head control. Approximately twenty-two gallon fuel capacity. Engine Cooling: Pressure system. Choke-type thermostat. Centrifugal water pump. Exhaust System:

Single mufflers. Constructed of corrosion resistant aluminized steel to promote longer life. Electrical: Twelve-volt electrical system. Five-position starter-ignition switch. Automatic Transmission: Turbo Hydro-Matic is of the torque converter type. Total oil capacity 20 pints. Rear Axle: Hypoid gears, semi-floating. Rear wheel bearings permanently lubricated. Suspension: Independent ball-joint front suspension. Coil springs front and rear. Direct-acting hydraulic shock absorbers front and rear. Driving forces from axle to frame are through rubber-bushed rear links. Frame: Perimeter type. Brakes: Air-cooled finned aluminum front drums with cast iron liners; alloy iron brake drums rear. Total gross

Comfort and Convenience Equipment: heater and defroster; cigar lighter; front door-operated interior light; ash trays—front and rear; ash tray and glove compartment light; new dual-action tailgate. Magic Mirror finish; deluxe wheel covers; crank-operated vent windows; Deluxe steering wheel; carpeting in passenger area; custom interior trim; tailgate lamp; custom padded seat cushions.

living area 175.6 sq. in. Parking brake operating through rear service brake shoes. Steering: Manual recirculating ball steering standard. Overall ratio 28.6. Power steering available. Overall ratio 26.9. Tires: 8.55 x 14. Special tires are available for other than normal driving conditions. Consult your Buick dealer.

Many of the options and accessories available on the 1969 Buicks are shown on pages 14 and 15 of this brochure. Some of the equipment shown or described above is available at extra cost.

| THE STANDARD ENGINE: 350-2 V8 | | | | | |
|--|------------|--------------------------------|------------------------|-----------------------|---------|
| Horsepower | Torque | Com- pres- sion Ratio | Dis- place- ment | Car- bure- tion | Fuel |
| 230 @ 4400 | 350 @ 2400 | 9.0 | 350 | 2-barrel | Regular |
| THE AVAILABLE ENGINES: 350-4 V8, 400-4 V6. | | | | | |
| Horse- power | Torque | Com- pres- sion Ratio | Dis- place- ment | Car- bure- tion | Fuel |
| 280 @ 4600 | 375 @ 3200 | 10.25 | 350 | 4-barrel | Pre-m. |
| 340 @ 5000 | 440 @ 3200 | 10.25 | 400 | 4-barrel | Pre-m. |

| THE TRANSMISSIONS: | |
|--|---|
| Regular Equipment: 3-Speed Manual (Column Shift) | Available: 3-Speed TH-350 3-Speed TH-400 Available with Sportwagon 400 option |
| REAR AXLE RATIOS: | |
| 3-Speed Manual | Automatic: 1.23 |
| 3.23 | |
| Consult your Buick dealer for information on available ratios. | |

| EXTERIOR DIMENSIONS: (Approximations in inches.) | | | | | |
|--|-----------|----------|--------------|----------------|---------------------|
| | Length | Width | Height | Wheel- base | Tread Front Rear |
| | 214.1 | 75.6 | 58.9 | 121.0 | 50.4 50.0 |
| INTERIOR DIMENSIONS: (Approximations in inches.) | | | | | |
| | Head Room | Lug Room | Shoulder Rm. | Front Rear | Front Rear |
| 2-Seal Wagon | 38.0 | 35.9 | 41.6 | 37.8 | 58.2 57.5 |
| 3-Seal Wagon | 38.0 | 35.4 | 41.6 | 36.4 | 58.2 57.5 |

1969 Buick Skylark



Skylark Custom 2-dr. Sport Coupe



Skylark Custom 4-dr. Hardtop



Skylark Custom Convertible

Power Train: 155 hp 6-cylinder engine on Skylark Sport Coupe and Sedan; three-speed manual transmission (synchronized in all forward gears); Delcotron generator; cross-flow radiator.

Handling and Braking Features: self-adjusting brakes; 6,000-mile lubed front suspension; 14-inch wheels; direct acting hydraulic shock absorbers.

MORE IMPORTANT INFORMATION ABOUT THE SKYLARK: Engine Lubricating System: Main bearings, connecting rods and camshaft bearings pressure lubricated. Cylinder walls, connecting rod bearing throw-off. Normal oil pressure 30-45 @ 1500. Full-Flow oil filter. Crankcase capacity (with less filter) 4 quarts. Fuel System: Automatic choke. Mechanical fuel pump. Pleated paper gasoline filter with fine mesh filter in fuel tank. Oiled paper element air cleaner. Exhaust-type intake manifold heat control. Approximately twenty gallon fuel capacity. Engine Cooling: Pressure system. Choke-type thermostat. Centrifugal water pump. Exhaust System: Single reverse flow. Constructed of

corrosion resistant steel to promote longer life. Electrical: Twelve-volt electrical system. Five-position starter-ignition switch. Automatic Transmission (Optional): ST-300 is of the torque converter type, as is the TH-350. Propeller Shaft: Drive shaft is slightly angled to reduce tunnel height. Rear Axle: Hydrolife gears, semi-floating. Rear wheel bearings permanently lubricated. Suspension: Independent ball-joint suspension with link-type stabilizer bar. Coil springs front and rear. Direct-acting hydraulic shock absorbers front and rear. Driving forces from axle to frame are through rubber-bushed rear links. Brakes: Self-adjusting. Air-cooled finned alloy iron brake drums front and rear. Total gross

Comfort and Convenience Equipment: Magic Mirror finish; heater and defroster; custom padded seat cushions (on Custom models); Deluxe steering wheel; cigar lighter; ash tray—front and rear; ash tray and glove compartment lights; arm rests—front and rear; carpeting; crank-operated vent windows (on 4-Door Hardtop and 4-Door Sedan); front door-operated interior light.

living area 158.1 sq. in. Parking brake operating through rear service brake shoes. Power brakes available. Steering: Manual recirculating ball steering standard. Overall ratio 28.6. Power steering available. Overall ratio 20.3. Tires: 7.75 x 14. Special tires available for other than normal driving conditions. Consult your Buick dealer.

Many of the options and accessories available on the 1969 Buicks are shown on pages 14 and 15 of this brochure. Some of the equipment shown or described above is available at extra cost.

THE STANDARD ENGINES: 250-1 6-cyl. (Skylark); 350-2 8-cyl. (Skylark Custom)

| Horsepower | Torque | Compression Ratio | Displacement | Place-mount | Carburetion | Fuel |
|------------|------------|-------------------|--------------|-------------|-------------|------|
| 155 @ 4200 | 235 @ 3600 | 8.5 | 250 | 1-barrel | Regular | |
| 230 @ 4400 | 350 @ 3400 | 9.0 | 350 | 2-barrel | Regular | |

THE AVAILABLE ENGINES: 350-2 8-cyl.; 350-4 8-cyl. (Skylark Custom only)

| Horsepower | Torque | Compression Ratio | Displacement | Place-mount | Carburetion | Fuel |
|------------|------------|-------------------|--------------|-------------|-------------|------|
| 230 @ 4400 | 350 @ 3400 | 9.0 | 350 | 2-barrel | Regular | |
| 280 @ 4600 | 375 @ 3200 | 10.25 | 350 | 4-barrel | Prev. | |

THE TRANSMISSIONS:

Regular Equipment Available: 2-Speed ST-300 and 3-Speed Manual 3-Speed TH-350 (Columns and Console/Console Mounted)

REAR AXLE RATIOS:

| 3-Speed Manual Transmission | Automatic |
|-----------------------------|---------------------|
| 2.93 (250-1 6-cyl.) | 2.93 (350-1 6-cyl.) |
| 2.56 (350-2 8-cyl.) | 2.56 (350-2 8-cyl.) |
| 2.73 (350-4 8-cyl.) | 2.73 (350-4 8-cyl.) |

Consult your Buick dealer for information on available ratios.

EXTERIOR DIMENSIONS: (Approximations in inches.)

| | Length | Width | Height | Wheel base | Front | Rear |
|----------------|--------|-------|--------|------------|-------|------|
| Sport Coupe | 200.7 | 75.6 | 53.4 | 112.0 | 59.0 | 59.0 |
| 4-Door Hardtop | 204.7 | 75.6 | 54.1 | 116.0 | 59.0 | 59.0 |
| 4-Door Sedan | 204.7 | 75.6 | 54.1 | 116.0 | 59.0 | 59.0 |
| Convertible | 200.7 | 75.6 | 51.7 | 112.0 | 59.0 | 59.0 |

INTERIOR DIMENSIONS: (Approximations in inches.)

| | Front Room | Rear Room | Leg Room | Shoulder Rm. | Front | Rear | Front | Rear |
|----------------|------------|-----------|----------|--------------|-------|------|-------|------|
| Sport Coupe | 37.9 | 36.3 | 41.6 | 32.2 | 58.3 | 51.1 | | |
| 4-Door Hardtop | 38.3 | 37.3 | 41.7 | 34.8 | 58.3 | 51.3 | | |
| 4-Door Sedan | 38.6 | 37.3 | 41.7 | 34.8 | 58.3 | 51.3 | | |
| Convertible | 38.3 | 37.0 | 41.7 | 32.2 | 58.3 | 47.9 | | |

1969 Buick Special Deluxe



Special Deluxe 3-cyl Sedan



Special Deluxe 4-cyl Sedan

Special Deluxe Wagon

Power Train: 155 hp 6-cylinder engine on Coupe and Sedan; 230 hp V8 on Wagon; three-speed manual transmission (synchronized in all forward gears); Delco-tron generator; Full-Flow oil filter; cross-flow radiator.

Handling and Braking Features: self-adjusting brakes; 6,000-mile lubed front suspension; dual-key locking system; 14-inch wheels; independent ball-joint front suspension.

MORE IMPORTANT INFORMATION ABOUT THE SPECIAL DELUXE: Engine Lubricating System: Main bearings, connecting rods and camshaft bearings pressure lubricated. Cylinder walls, connecting rod bearing throfflet. Normal oil pressure 30-45 psi 1500. Full-Flow oil filter. Crankcase capacity (with less filter) 4 quarts. Fuel System: Automatic choke. Mechanical fuel pump. Pleated paper gasoline filter at carburetor with fine mesh filter in fuel tank. Oil-dip paper element air cleaner. Exhaust-type intake manifold heat control. Approximately twenty gallon fuel capacity. Engine Cooling: Pressure system. Choke-type thermostat. Centrifugal water pump. Exhaust System: Single reverse

Comfort and Convenience Equipment: front-door operated interior light; heater and defroster; cigar lighter; ash tray—hood; arm rests—front; Magna-Ritax trim; step-on parking brake; crank-operated vent windows.

flow. Constructed of corrosion resistant steel to promote longer life. Electrical: Twelve-volt electrical system. Five-position starter-ignition switch. Automatic Transmission (available): ST-300 is of the torque converter type. Total oil capacity 19 pints. Propeller Shaft: Drive shaft is slightly angled to reduce tunnel height. Rear Axle: Hypoid gears, semi-floating. Rear wheel bearings permanently lubricated. Suspension: Independent ball-joint front suspension. Coil springs front and rear. Direct-acting hydraulic shock absorbers front and rear. Driving forces from axle to frame are through rubber-bushed rear links. Brakes: Self-adjusting. Air-cooled lined alloy iron brake drums front and rear.

Total gross living area 158.1 sq in. Parking brake operating through rear service brake shoes. Power brakes available. Steering: Manual recirculating ball steering standard. Overall ratio 28.6. Power steering available. Overall ratio 28.5. Tires: 7.75 x 14. Special tires available for other than normal driving conditions. Consult your Buick dealer.

Many of the options and accessories available on the 1969 Buicks are shown on pages 14 and 15 of this brochure. Some of the equipment shown or described above is available at extra cost.

| THE STANDARD ENGINES: 250-1 6-cyl.; 350-2 8-cyl. | | | | | | |
|--|------------|---------------------------|------------------------|-----------------------|---------|--|
| Horsepower | Torque | Com- pression Ratio | Dis- place- ment | Car- bure- tion | Fuel | |
| 155 @ 4200 | 235 @ 1600 | 8.5 | 250 | 1-barrel | Regular | |
| 230 @ 4420 | 350 @ 2400 | 9.0 | 350 | 2-barrel | Regular | |

| THE AVAILABLE ENGINES: 250-2 8-cyl.; 350-4 8-cyl. | | | | | | |
|---|------------|---------------------------|------------------------|-----------------------|---------|--|
| Horsepower | Torque | Com- pression Ratio | Dis- place- ment | Car- bure- tion | Fuel | |
| 230 @ 4420 | 350 @ 2400 | 9.0 | 350 | 2-barrel | Regular | |
| 280 @ 4600 | 375 @ 3200 | 10.25 | 350 | 4-barrel | Prim. | |

| THE TRANSMISSIONS: | |
|---|--|
| Regular Equipment Available: 2-Speed ST-300 and 3-Speed Manual (Column Shift) | 3-Speed Automatic TH-350 (Column and Console/Cascolette mounted) |
| REAR AXLE RATIOS: | |
| 3-Speed Manual Transmission | Automatic |
| 3.23 (250-1 6-cyl.) | 2.93 (250-1 6-cyl.) |
| 2.93 (350-2 8-cyl.) | 2.56 (350-2 8-cyl.) |
| | 2.73 (350-4 8-cyl.) |

Consult your Buick dealer for information on available ratios.

| | EXTERIOR DIMENSIONS: (Approximations in inches.) | | | | |
|-------------------|--|-------|--------------|--------------------|-------------------|
| | Length | Width | Height, base | Wheel Tread, front | Wheel Tread, rear |
| This-Pillar Coupe | 200.7 | 75.6 | 53.4 | 112.0 | 59.0 |
| 4-Door Sedan | 204.7 | 75.6 | 54.1 | 116.0 | 59.0 |
| 2-Seat Wagon | 208.1 | 75.6 | 54.5 | 116.0 | 59.0 |

| | INTERIOR DIMENSIONS: (Approximations in inches.) | | | | |
|-------------------|--|------|-----------------|------|----------------------|
| | Head Room, front | Rear | Leg Room, front | Rear | Shoulder Room, front |
| This-Pillar Coupe | 37.9 | 36.3 | 41.3 | 32.4 | 58.3 |
| 4-Door Sedan | 38.6 | 37.3 | 41.3 | 35.0 | 58.3 |
| 2-Seat Wagon | 38.4 | 38.3 | 41.5 | 34.8 | 58.3 |

1969 Buick GS Series



GS 400 Power Train: 340 hp 400-4 V8; dual exhaust, three-speed floor-mounted manual transmission, Delcotron generator, Full-Flow oil filter.

GS 350 and California GS Power Trains: 280 hp 350-4 V8 engine; dual exhausts, three-speed column-mounted transmission (synchronized in all forward gears); TH automatic transmission with California GS, Full-Flow oil filter, functional hood scoops, cross-flow radiator, Delcotron generator.

GS 400 Comfort and Convenience Equipment: all-vinyl seating with foam-padded seat cushions, heater and defroster, cigar lighter; ash tray and glove compartment light, Deluxe steering wheel, arm rests, front and rear; carpeting, upper interior light.

GS 350 and California GS Comfort and Convenience Equipment: all-vinyl seats; carpeting, Deluxe steering wheel (California GS only); heater and defroster; cigar lighter, ash trays, front and rear; arm rests front and rear; door-operated interior light. Upper level ventilation (GS 350).

MORE IMPORTANT INFORMATION ABOUT THE GS 400:
Engine Lubricating System: Main bearings, connecting rods and camshaft bearings pressure lubricated. Cylinder walls splash and nozzle lubricated. Normal oil pressure 40 or 2400. Full-Flow oil filter. Crankcase capacity (with less filter) 4 quarts. **Fuel System:** Air-injection system with dual inlet through hood. Oil-fed paper element air cleaner. Automatic choke. Mechanical fuel pump. Floated paper gasoline filter at carburetor with fine mesh filter in fuel tank. Exhaust-type intake manifold heat control. Approximately twenty gallon

fuel capacity. **Engine Cooling:** Pressure system. Choke-type thermostat. Centrifugal water pump. **Exhaust System:** Dual exhausts. **Electrical:** Twelve-volt electrical system. Five-position starter-ignition switch. **Automatic Transmission (available):** Turbo Hydra-Matic is of the torque converter type. Total oil capacity 23 pints. **Rear Axle:** Hypoid gears, semi-floating. Rear wheel bearings permanently lubricated. **Suspension:** Independent ball-joint front suspension. Coil springs front and rear. Direct-acting hydraulic shock absorbers front and rear. Driving forces from axle to frame

are through rubber-bushed rear links. **Frame:** Reinforced perimeter type. **Brakes:** Self-adjusting, air-cooled lined aluminum drums with cast iron liners, lined drums, rear. Total gross lining area 158.1 sq. in. Parking brake operating through rear service brake shoes. **Power Brakes:** Manual recirculating ball steering standard. Overall ratio 28.5. Power steering available. Overall ratio 20.9. **Tires:** 7.75 x 14 white sidewall tires standard. Wide oval F70-14 available.

| THE STANDARD GS 400 ENGINE: 400-4 V8 | | | | | | |
|--------------------------------------|------------|-------------------|--------------|-------------|-------|-------|
| Horsepower | Torque | Compression Ratio | Displacement | Carburetion | Fuel | Pres. |
| 340 @ 5600 | 440 @ 3200 | 10.75 | 400 | 4-barrel | Pres. | |

| THE STANDARD GS 350 AND CALIFORNIA GS ENGINE: 350-4 V8 | | | | | | |
|--|------------|-------------------|--------------|-------------|-------|-------|
| Horsepower | Torque | Compression Ratio | Displacement | Carburetion | Fuel | Pres. |
| 280 @ 4600 | 375 @ 3200 | 10.25 | 350 | 4-barrel | Pres. | |

| THE GS 400 TRANSMISSIONS: | | Available: |
|---------------------------|------------------------------|---|
| Regular Equipment | 3-Speed Manual (Floor Shift) | 3-Speed TH 400 (Column Mounted) (Console Mounted with bucket seat option) |
| | | 4-Speed Manual (Console or Floor Mounted) |

| THE GS 350 AND CALIFORNIA GS TRANSMISSIONS: | | Available: |
|---|---------------------------------|--|
| Regular Equipment | 3-Speed Manual (Column Mounted) | 3-Speed Automatic TH-350 (Column or Console Mounted) |
| | | 4-Speed Manual (Floor Mounted Shift and Bucket Seats Required) |
| | | 3-Speed Manual (Floor Mounted Shift and Bucket Seats Required) |

MORE IMPORTANT INFORMATION ABOUT THE GS 350 AND CALIFORNIA GS: Engine Lubricating System: Main bearings, connecting rods and camshaft bearings pressure lubricated. Cylinder walls splash and nozzle lubricated. Normal oil pressure 37 or 2400. Full-Flow oil filter. Crankcase capacity (with less filter) 4 quarts. **Fuel System:** Air-injection system with dual inlet through hood. Oil-fed paper element air cleaner. Automatic choke. Mechanical fuel pump. Floated paper gasoline filter at carburetor with fine mesh filter in fuel tank. Exhaust-type intake manifold heat control.

Approximately twenty gallon fuel capacity. **Engine Cooling:** Pressure system. Choke-type thermostat. Centrifugal water pump. **Exhaust System:** Standard dual exhaust. **Electrical:** Twelve-volt electrical system. Five-position starter-ignition switch. **Automatic Transmission:** Turbo Hydra-Matic is of the torque converter type. Total oil capacity 20 pints. **Rear Axle:** Hypoid gears, semi-floating. Rear wheel bearings permanently lubricated. **Suspension:** independent ball-joint front suspension. Coil springs front and rear. Direct-acting hydraulic shock absorbers front and rear. Driving

forces from axle to frame are through rubber-bushed rear links. **Frame:** Perimeter type. **Brakes:** Self-adjusting, air-cooled lined alloy drums. Total gross lining area 158.1 sq. in. Parking brake operating through rear service brake shoes. **Power Brakes available:** Steering: Manual recirculating ball steering standard. Overall ratio 28.6. **Power steering available.** Overall ratio 20.9. **Tires:** 7.75 x 14.

| GS 400 REAR AXLE RATIOS: | |
|--------------------------------|-----------------|
| 3-Speed & 4-Speed Manual: 3.42 | Automatic: 2.93 |

| GS 350 AND CALIFORNIA GS REAR AXLE RATIOS: | |
|--|-----------------|
| 3-Speed & 4-Speed Manual: 3.23 | Automatic: 3.23 |

Consult your Buick dealer for information on available ratios.

| | EXTERIOR DIMENSIONS: (Approximations in inches.) | | | | | |
|---------------|--|-------|-------|-------------|-------|------|
| | Length | Width | Hght. | Wheel-Track | Front | Rear |
| GS 400— | | | | | | |
| 2-Door Coupe | 206.7 | 75.6 | 53.4 | 112.0 | 59.4 | 59.8 |
| Convertible | 202.7 | 75.6 | 53.7 | 112.0 | 59.4 | 59.0 |
| California GS | 200.7 | 75.6 | 53.4 | 112.0 | 59.4 | 59.0 |
| GS 350 | 200.7 | 75.6 | 53.4 | 112.0 | 59.4 | 59.0 |

| | INTERIOR DIMENSIONS: (Approximations in inches.) | | | | | | | |
|---------------|--|----------|--------------|-------|------|-------|------|--|
| | Head Room | Leg Room | Shoulder Rm. | Front | Rear | Front | Rear | |
| GS 400— | | | | | | | | |
| 2-Door Coupe | 37.5 | 36.3 | 41.6 | 32.2 | 58.3 | 57.1 | | |
| Convertible | 38.3 | 37.0 | 41.7 | 32.2 | 58.3 | 47.9 | | |
| California GS | 37.9 | 36.3 | 41.3 | 32.4 | 58.3 | 57.1 | | |
| GS 350 | 37.9 | 36.3 | 41.6 | 32.3 | 58.3 | 57.1 | | |

Many of the options and accessories available on the 1969 Buicks are shown on pages 14 and 15. Some of the equipment shown or described above is available at extra cost.



1.



2.



3.



4.

1. RIVIERA INTERIORS:

Here's another highly individual decision. Selecting the interior trim for your Riviera. Simply pick the look you like.

Riviera Sport Coupe. A choice of Bench or Bucket Seats. Both are Expanded-Vinyl and available in parchment or black.

Riviera Sport Coupe (Custom Trim). Three choices of seat styles here. Expanded-Vinyl Strato Notch-Back Bench Seats in buckskin, pearl white, red, black or green. Kenilworth Cloth-and-Vinyl Strato Notch-Back Bench Seats in sandalwood or black. Or Expanded-Vinyl Bucket Seats in your choice of blue, sandalwood, antique gold or black.

2. ELECTRA 225 INTERIORS:

Presenting the elegant 1989 Electra 225 interiors. Ladies and gentlemen, select your environment.

Sport Coupe, Hardtop Sedan, Sedan. Kelair Cloth-and-Vinyl Bench Seats in blue, black or buckskin are standard. Or you can select Vinyl Bench Seats in parchment or black at no extra cost.

Custom Sport Coupe. Expanded-Vinyl Notch-Back Seats are standard in blue, buckskin, green or black.

Custom Sedan and Custom Hardtop Sedan. Kilmer Cloth-and-Vinyl Bench Seats are available in sandalwood, blue, black or green, or select Expanded-Vinyl

Notch-Back Seats in blue, buckskin or black at no extra cost. Expanded-Vinyl 60/40 Notch-Back Bench Seats are available in blue, black or buckskin at extra cost.

"Limited" Hardtop Sedan. Order the "limited" Trim option and you'll get your choice of black Expanded-Vinyl 60/40 Notch-Back Bench Seat or Kenilworth Cloth and Expanded-Vinyl 60/40 Notch-Back Bench Seats in sandalwood, black or blue.

"Limited" Sport Coupe. Kenilworth Cloth and Expanded-Vinyl 60/40 Notch-Back Bench Seats are available in sandalwood, black or blue.

Custom Convertible. Expanded-Vinyl Notch-Back Seats in blue, buckskin, red or black are standard.

3. WILDCAT INTERIORS:

You say you haven't covered your Wildcat yet? Let's get started then. Here's the colorful inside story on the 1989 Wildcats.

Sport Coupe. Kimberly Cloth-and-Vinyl Bench Seats in green, blue, or buckskin, or you can choose from Vinyl Bench Seats in blue, black, buckskin or pearl white. Black vinyl bucket seats are available at extra cost.

Hardtop Sedan and Sedan. Select standard Kimberly Cloth-and-Vinyl Bench Seats in blue, green, or buckskin. Or specify Vinyl Bench Seats in blue, black, buckskin or pearl white.

Custom Sport Coupe. Vinyl Notch-Back Seats are available in pearl white, buckskin, blue or black. Or select black Vinyl Bucket Seats.

Custom Hardtop Sedan. Kilmer Cloth-and-Vinyl, Notch-Back Seats in sandalwood or black. Or Vinyl Notch-Back Bench Seats in blue, buckskin, pearl white or black are standard.

Custom Convertible. Vinyl Notch-Back Seats in pearl white or black are standard.


4. LESABRE INTERIORS:

Step one. Choose the interior for your LeSabre. Just look at the superb alternatives open to you.


Sport Coupe, Hardtop Sedan and Sedan. Kirkwood Cloth-and-Vinyl Seats are standard in green, buckskin, blue, burgundy or black.

Custom Sport Coupe. You may order Kimberly Cloth-and-Vinyl Bench Seats in green, blue, or buckskin or All-Vinyl Bench Seats in blue, black, buckskin or pearl white. Vinyl Bucket Seats are available in black at extra cost.

Custom Sedan and Custom Hardtop Sedan. Select Kimberly Cloth-and-Vinyl Bench Seats in blue, green or buckskin, or you may order All-Vinyl Bench Seats in pearl white, blue, black or buckskin.




5.



6.



7.



8.

Custom Convertible. Vinyl Bench Seats are standard in blue, red, black or buckskin.

5. SPORTWAGON INTERIORS:

Buick luxury comes standard on the 1969 Sportwagon with Expanded-Vinyl Bench Seats in your choice of green, red, pearl white, blue or buckskin.

6. SKYLARK INTERIORS:

Choose your Skylark and pick an interior to match.

Sport Coupe. Choose standard Vinyl Bench Seats in blue, parchment, or black. All Expanded-Vinyl Notch-Back Seats in blue, green, pearl white, black and buckskin are also available at extra cost.

Sedan. Kinross Cloth-and-Vinyl Bench Seats are available in green, blue, black or buckskin. Vinyl Bench Seats can be selected in blue, parchment or black.

Custom Sport Coupe. Three choices. Kilmer Cloth-and-Vinyl Bench Seats are standard in blue, buckskin or black. Expanded-Vinyl Notch-Back Seats in green, pearl white, blue, black or buckskin are available at extra cost, as are Expanded-Vinyl Bucket Seats in buckskin, black, blue or pearl white.

Custom Hardtop Sedan. Select standard Kilmer Cloth-and-Vinyl Notch-Back Seats in green, blue, buckskin or burgandy or Expanded-Vinyl Notch-Back Seats in pearl white, black or buckskin.

Custom Convertible. Expanded-Vinyl Bench Seats are standard in parchment or black. Expanded-Vinyl Notch-Back Seats, in blue, black or buckskin and Expanded-Vinyl Bucket Seats in red, black or pearl white are also available at extra cost.

Custom Sedan. Choose Kilmer Cloth-and-Vinyl Bench Seats in green, blue, buckskin or burgandy, or select buckskin or black Expanded-Vinyl Bench Seats.

7. SPECIAL DELUXE INTERIORS:

You, too, can be an interior decorator. Start by selecting the just-right interior for your Special Deluxe from these highly acceptable, extremely colorful alternatives.

Coupe. Kerry Cloth-and-Vinyl Bench Seats are standard in buckskin or black. Or choose Vinyl Bench Seats in blue, parchment or black.

Sedan. Kerry Cloth-and-Vinyl Bench Seats in blue, buckskin or black are standard. Vinyl Bench Seats are available in blue, parchment or black at extra cost.

2-Seat Wagon. Vinyl Bench Seats in blue, pearl white or buckskin are standard.

8. GS INTERIORS:

Here's your first pleasant step in custom tailoring your GS. Choose the GS interior combination that suits you best.

GS 350. Select standard Vinyl Bench Seats in blue, parchment or black. Extra-cost Vinyl Bucket Seats in black, blue, buckskin or pearl white are also available.

GS 400 Sport Coupe. Expanded-Vinyl Bench Seats are standard in parchment or black. Or select extra-cost Expanded-Vinyl Bucket Seats in blue, black, buckskin or pearl white.

GS 400 Convertible. Expanded-Vinyl Bench Seats are standard in parchment or black. Or choose extra-cost Expanded-Vinyl Bucket Seats in red, black or pearl white.

California GS. Kerry Cloth-and-Vinyl Bench Seats are available in buckskin or black or Vinyl Bench Seats are available in black, blue or parchment. Both are standard.

1.



2.



3.



4.



5.



6.



7.



What do you look for in an automobile? Economy? Dependability? Durability? Responsiveness? Well look no further. The powerplant that meets your standards and your driving needs is right here, among the superb Buick engine offerings for 1969.

1. The 430-4 V8. Here's the largest, most powerful engine that Buick makes. The 430-4 combines 430 cubic inches with four-barrel quadrajets carburetion to deliver 360 horsepower, and 475 pounds/feet of torque. The compression ratio: 10.25 to 1. The fuel: Premium. The 430-4 V8 is standard on the 1969 Riviera, Wildcat and Electra 225 series.

2. The 400-4 V8. The 400-4 develops a whopping 340 horsepower and 440 pounds/feet of torque from 400 cubic inches, dual exhausts and a four-barrel quadrajets carburetor. The 400-4 utilizes premium fuel and develops a compression ratio of 10.25 to 1. The 400-4 V8 is available on the 1969 Custom Sportwagons.

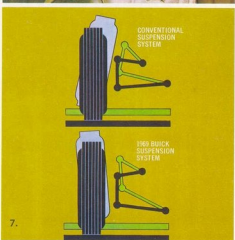

3. The 350-4 V8. Here's a perfect blend of performance and economy. The 350-4 has a displacement of 350 cubic inches and a four-barrel quadrajets carburetor. You'll enjoy a full 280 horsepower and 375 pounds/feet of torque. The 350-4 uses premium fuel and has a compression ratio of 10.25 to 1. The 350-4 is available as an option on the Custom Sportwagons and all models in the LeSabre, Skylark and Special Deluxe series.

4. The 350-2 V8. Get V8 performance from regular gas with this 350 cubic inch, two-barrel carbureted powerplant. The 350-2 has a high-economy compression ratio of 9.0 to 1 and delivers 230 horsepower and 350 pounds/feet of torque. It's standard on Sportwagons, Special Deluxe Station Wagon and all LeSabre and Skylark Custom models. You can order the 350-2 on the Skylark and Special Deluxe coupe and sedan.

5. The 250-1 6-cylinder engine. Meet the economy champion of the 1969 Buick engine lineup. A just-right 250 cubic inches, a one-barrel carburetor and an 8.5 to 1 compression ratio combine to deliver our best economy on regular gas. Yet the 250-1 delivers a healthy 155 horsepower and 235 pounds/feet of torque. It's standard equipment on the Skylark and Special Deluxe coupe and sedan.

6. The GS 350-4. If you've chosen a California GS or GS 350 as your brand of Buick, you get the potent responsiveness of the GS 350-4 V8 engine. This 350 cubic inch, four-barrel carbureted, premium fuel V8 delivers 280 horsepower and 375 pounds/feet of torque on a compression ratio of 10.25 to 1. Those mufflers on the front of the 350-4's air cleaner deliver cool clean air from the functional hood scoops and provide more efficient and powerful engine operation in higher speed ranges.

7. The GS 400-4. Standard on the GS 400, this 340 horsepower, 400 cubic inch V8 delivers 440 pounds/feet of torque, providing more than enough performance for the enthusiast while delivering smooth, reliable operation for everyday driving. The 400-4 utilizes premium fuel, develops a compression ratio of 10.25 to 1. Functional hood scoops backed by foam mufflers and a four-barrel quadrajets carburetor are all standard equipment. Be sure to ask your Buick dealer about Stage 1, a new high performance package that adds even more punch to your GS 400's performance capability.



THESE SAFETY AND ENGINEERING ADVANCES ADD TO YOUR CONFIDENCE AND YOUR CONVENIENCE.

1. You'll discover that every Buick is equipped with a four-way hazard warning flasher, backup lights, and side marker lights that illuminate with the headlamps. And a lane change feature that's incorporated into the Buick Directional Signal System.

2. You'll hear about Buick's visibility and anti-glare assists for 1969. Every Buick is equipped with a wide inside day-night mirror and an outside rear view mirror. Out front, every Buick features dual-speed windshield wipers and washers. Windshield wiper arms and blades are made of reduced glare material as are the inside windshield moldings, horn buttons, and instrument panel top.

3. Every 1969 Buick is equipped with an anti-theft ignition key warning buzzer as well as an ignition, steering and transmission control lock installed conveniently on the steering column.

4. The conversation might start with the thoughtful way that Buick blends convenience with security in the 1969 Buicks. You'll hear about the push-button operated seat and shoulder belts provided for both driver and passenger positions. You'll find out that folding front seat back latches (on 2-door models), front seat head restraints, passenger guard door locks and safety door latches and hinges are all standard fare on every 1969 Buick. Buick owners will also tell you about the starter safety switch that makes it impossible to start an automatic-transmission-equipped Buick when the transmission has been accidentally left in gear.

5. There's also the dual master cylinder brake system. Front and rear wheel braking systems operate independently of one another.

6. Ask any 1969 Buick owner about the confidence he has in his automobile. Then get ready to listen for awhile, because you're going to hear a lot of confident, appreciative talk about Buick's long list of safety features for 1969. Features like Buick's energy absorbing steering column that can compress a full eight inches upon severe impact.

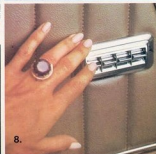




After that, a Buick owner will point to the thick, laminate windshield, foam-padded instrument panel, sun visors, arm rests or the front and intermediate seat back tops as prime examples of the special Buick brand of confidence. Every Buick also features a dual-action safety hood latch that helps keep the hood securely in place.

You'll hear about soft, low-profile window control knobs, coat hooks, dome lamps and smooth contoured door and window handles to help keep Buick interiors free of sharp protruding objects.

Have a talk with any Buick owner. When you do, you'll hear about an impressive list of safety features that place Buick owners among the most confident drivers on the road.

7. Here's a revolutionary new feature from Buick that you'll be hearing a lot of confident talk about in the months to come. It's Buick's new suspension system and it's standard on all 1969 Riviera, Electra 225, Wildcat and LeSabre models.


This design represents a dramatic advance in suspension design. It reduces the amount of corrective steering to the lowest level yet. Directional stability and handling are significantly improved by this new suspension geometry—based on reverse camber principle—which uses the tilt of the wheel as it moves up and down over road irregularities to produce a stabilizing side thrust. Tilting of the wheel as it moves up and down also occurs in conventional suspension systems, but with Buick's new design the direction of that tilt is changed. The result: a straighter-running, easier-handling Buick ride... the best Buick ride yet.



Buick has a beautiful way of getting personal with you:

1. The convenience and confidence of power brakes and power disc brakes are available on all 1969 Buicks. You get power brakes as standard equipment on the Electra 225 and Riviera.
2. You can get the distinctive look and feel of a vinyl roof cover on nearly all Buick models with the exception of convertibles and wagons. Your Buick dealer will be glad to give you further particulars.
3. Perfect positioning is just a flick of the finger away when you order a six-way power seat on a LeSabre, Wildcat or Electra 225 equipped with bench seats. Four-way power seats are available on all Buicks for 1969.
4. Get sharp clear AM or FM reception from front or rear seat speakers with this superb acoustical instrument. It's available on all 1969 Buicks.

5. Pick the climate you desire, set it, then forget it. It's just that easy if you order Automatic Climate Control for any 1969 Riviera, Electra 225, Wildcat or LeSabre.
6. It's blistering outside. But you ride in comfort for any 1969 Buick you order with Four-Season Air Conditioning.
7. If you're extremely particular about the sounds you like, Buick's Stereo Tape Player is a must for you. It enables you to take your favorite brand of music anywhere you go.
8. The ease and convenience of power windows are available on all 1969 Buicks except the Special Deluxe Coupe and Sedan.
9. Your Buick Dealer knows of your interest in trailering, and is well-equipped to assist you in every way possible. He has a number of trailer-towing accessories designed especially for your 1969 Buick. Get the full story in the 1969 trailer towing handbook.



1.



2.



3.



4.



5.



6.

Welcome additions to your most wanted list:

1. Chromed protective side moldings protect the Acrylic lacquer finish of the 1969 Electra 225, Wildcat and LeSabre and add to Buick's exciting new look.
2. New on Sportwagon and the Special Deluxe Wagon for 1969, the new dual-action tailgate swings down or swings out for easier, more convenient cargo loading.
3. The 1969 Riviera features the new electric rear window defogger. It helps clear the rear window of ice and frost quickly and efficiently.
4. On order for 1969, a brand new TH-350 three-speed automatic transmission. It adds economy, versatility and better performance when matched with the smaller V6's in the 1969 Buick engine lineup. Available on Skylark Custom, Sportwagon, GS 350 and the California GS.
5. The highly individualistic 60/40 seat is available for the first time on the Electra 225. Driver's section and passenger's section are separate. The driver selects the position that's best for him; his passengers can adjust their portion of the seat to their liking.
6. Here's another thoughtful new touch from Buick for 1969. It's a map light that's conveniently mounted in the lower edge of the rear view mirror. It is available as optional equipment on all the 1969 Buicks.



Buick Motor Division, General Motors Corporation, reserves the right to make changes at any time, without notice, in prices, colors, materials, equipment, specifications, and models and also to discontinue models. Some of the equipment shown or described throughout this brochure is available at extra cost. Check with your Buick dealer for complete information.

Now, wouldn't you really rather have a 1969 Buick?

Model No. 49 BA 02 3MM 8/68 Printed in U.S.A.