

THE  
BUYING  
OF  
BUICK





You have seen the Art of Buick, the metal and steel expressions of the Buick tradition we offer for 1985. And you have been on a trip through The Science of Buick, seeing not only the "how" but the "why" that goes into building our cars. Now, the third book in our unusual trilogy, *The Buying of Buick*.

This is a most practical publication, a workbook, if you will, because after these first few introductory words you will find pages crammed full with facts and figures about every 1985 Buick. What you will find here, in great detail, is a model-by-model rundown, a ready reference that will show you, at a glance, what body styles are available. There is also information about special versions of a given model, and a table listing standard and optional powertrains. Refer to the "Dimensions" table for weights and measures.

**Ordering**

Every Buick comes with a long list of standard equip-

ment, and it is all spelled out for you in this book. We know that optional equipment lists can be confusing, what with trying to figure out what does or doesn't or has to go with something else. So we have eliminated as much of the confusion as possible. Just simple, straightforward words and phrases to let you know what you need to know about our many optional features. By marking the box in front of the option you will be able to "spec out" your Buick.

**Interior Trims**

Every Buick is offered in more than one level of trim, which is typically referred to as Custom, the standard level of trim, or Limited, which is an optional, extra-cost level. Understand that every Custom model comes with an impressive list of standard luxury, comfort and convenience features. We are talking about Buicks, remember, and that means what is high level trim for many others is standard for us.

Ordering your Buick

with the optional Limited trim simply boosts that basic Buick package a notch higher; there is a bit more luxury inside and out. Look for different uses of chrome trim, as around doors and wheel-well openings, different wheels or wheel-covers and other exterior dress-up items. Inside there may be a more luxurious grade of carpeting and seat upholstery material, a different steering wheel and perhaps some simulated woodgrain trim not found in the Custom version. Your dealer will be happy to explain all the differences.

**Seats**

For most models a cloth upholstered "notchback" front seat is standard. A notchback seat has the seat-back split into two separate pieces with a fold-down center armrest that acts as a back support for a center passenger.

The number designations indicate the design of the seat and the distribution of seating space. A 55/45 seat, for example, has room

for three adults; the driver's seat is 45% of the total width, with the passenger(s) seat accounting for 55% of the seat width. There is a fold-down center armrest/backrest. 45/45 seats have room for the driver and one front seat passenger on two separate seats. Bucket seats also seat only two, but are more sporty in design and character with higher side and high support than 45/45 seats.

**Powertrains**

There are more than 40 different engine/transmission combinations available in the Buick lineup this year, ranging from a 1.8 liter four-cylinder with five-speed transmission, to a 5.7 liter diesel V-6 with a four-speed automatic transmission. The idea is not to confuse, but to provide the ideal combination for the Buick of your choice.

A word about diesel engines. Diesel engines are economical to operate. They deliver good fuel economy (refer to the EPA mileage estimates and the engine

supplement chart included with this catalog) and, because they do not use spark plugs and other standard ignition parts, there is less routine maintenance to perform.

You will find a four-speed automatic transmission listed as an option for certain models. This transmission will automatically shift into an overdrive fourth gear at highway speeds which means the engine turns more slowly while maintaining cruising speed, and that in turn can mean more fuel efficient operation.

**Radios**

Several Buick models have a Delco radio as standard equipment. This standard radio can be deleted for credit if you desire. ET in the radio descriptions stands for electronically tuned receiver, which means the station selected is electronically tuned and the signal essentially locked in for maximum reception quality.

**Where to look**

With those few explanations out of the way, the next step is yours. The Table of Contents will tell you where the Buick in which you are interested can be found. We think everything you will want to know is there, but if you have any questions, please contact your local dealer.

And thank you for spending time with our unusual Trilogy approach to bringing you information about the lineup of 1985 Buicks. We hope it has been informative and perhaps even a bit entertaining. And we hope it has done its part to make you a member of that special family of Buick owners.

**Size Comparison**

Here, for quick reference, is the 1985 Buick lineup of models with a few facts and figures about each.

**Skyhawk**



The smallest Buick with a 175.3 inch overall length for the coupe and 177.3 inches for the sedan. Front-wheel drive. Sporty, performance-oriented character. High fun-to-drive quotient. Sedan and coupe. Turbo is available.

**Skyark**



Buick's front-wheel-drive pioneer. 181.1 inches long. The "little limousine" with high level of class and style in the "compact Buick" package. Available in a four-door sedan only.

**Somerset Regal**



The newest Buick. Combination of sports and luxury in an all-new size and all-new shape. 180.0 inches long. High level of standard equipment. High-tech design and manufacture. In engine and other mechanical systems. Electronic digital instrumentation standard. Coupe only.

**Century**



European styling and traditional Buick class. A full line of front-wheel-drive coupes, sedans and wagons. The wedge profile makes a strong styling statement. Length of 189.1 inches means comfortable six-passenger room.

**Regal**



Comfort, luxury and performance in a mid-size, front-engine, rear-wheel-drive automobile. 200.6 inches long. Classic Buick styling, and Regal in more than just name. Coupe only, including T Type and Regal Grand National. Turbo power is standard on T Type and Grand National.

**LeSabre**



A full-size, six-passenger car that's big where it counts. Ideal for family or business use. Elegant styling on a time-proven front-engine, 218.4 inches long, rear-drive chassis. High level of standard equipment makes LeSabre a value leader.

**Electra**



The flagship Buick in a new size and new style. Front-wheel drive, aerodynamic, wedge-shaped body, 197.0 inches long, computer-controlled and robotic construction. Luxurious room for six. Coupes and sedans, including T Type. A new generation Electra.

**Riviera**



The living definition of "personal luxury car." Beautiful, sleek, luxuriously appointed. Front-wheel drive, 206.8 inches long. Much standard equipment. The ultimate Buick. Coupe and limited production convertible plus the turbo-powered T Type with Gran Touring suspension.

**Skyhawk Wagon**



Sporty and fun to drive yet very functional, all in a front-wheel-drive wagon package. Snappy, performance-oriented engines with electronic fuel injection. Small size: 177.3 inches long with a generous 64.4 cubic feet cargo capacity. One-piece, top-lifting liftgate and folding split rear seatback for passenger and cargo carrying.

**Century Wagon**



Elegant Buick look artfully combined with the classic front aerodynamic wedge. Mid-size at 191.0 inches long, yet with comfortable room for six; an optional rearward-facing third seat provides room for two more. 74.4 cubic feet of cargo area with rear liftgate or easy-opening rear window. Multipoint fuel injected V-6 and diesel engine available.

**LeSabre Estate Wagon**



Full-size, roomy, comfortable, classically handsome, and endowed with a large measure of standard luxury features. Over 87 cubic feet of cargo capacity, 220.5 inches long. Power assisted brakes and power steering standard. Third seat available for additional passenger capacity. Standard equipment includes automatic transmission, air conditioning and tinted glass.

**Electra Estate Wagon**



Luxury, full-size station wagon with passenger car appointments and comfort. Capacity for eight adults with available third seat. Fold the rear seats and more than 87 cubic feet of cargo area becomes available. 220.5 inches long. Impressive list of standard features including air conditioning, roof rack and aluminum wheels for a value-packed luxury wagon.

**Contents:**

Electra/Park Avenue	4
Somerset Regal	6
Riviera	8
Century	10
Regal	12
Skyhawk	14
Skyark	16
LeSabre	18
Electra Estate Wagon	20
LeSabre Estate Wagon	22
Century Wagons	24
Skyhawk Wagons	26

Model Availability	
Electra 300, 380, 430	Coupe X11 Sedan X69
Park Avenue	Coupe W11 Sedan W69
Electra T Type	Coupe F11 Sedan F69

Powertrains	
ENGINE	TRANSMISSION

Electra/Park Avenue	
3.0 liter 2-bbl. V-6 (Electra only) (standard)	Automatic with Overdrive (standard)
3.8 liter with Multi-port Fuel Injection V-6 (standard on Park Avenue, available on Electra)	Automatic with Overdrive (standard)
4.3 liter Diesel V-6 (available)	Automatic with Overdrive (standard)

Electra T Type	
3.8 liter with Multi-port Fuel Injection V-6 (standard)	Automatic with Overdrive (standard)
Refer to the EPA mileage estimate and engine supplement chart included with this catalog.	

Exterior Colors	
White	Tan
Silver Metallic	Light Brown Firemist Metallic*
Medium Brown Metallic	Dark Brown Metallic
Black	Medium Sage Metallic
Light Blue Metallic	Crimson Metallic
Dark Blue Metallic	Blue Firemist Metallic*
Dark Gray Metallic (only color available on Electra T Type)	
*Extra Cost	

Vinyl Top Colors*			
White	Black	Dark Red	Dark Blue
Dark Gray	Dark Sage	Tan	
*N.A. on T Type			





Dimensions		Electra, Park Avenue, and T Type Coupes		Electra, Park Avenue, and T Type Sedans	
	INCHES	INCHES	INCHES	INCHES	INCHES
Length	197.0	197.0			
Width	72.1	72.1			
Height	54.3	54.3			
Wheelbase	110.8	110.8			
Front Tread	60.3	60.3			
Rear Tread	59.7	59.7			

Interior Front		
Leg Room	42.4	42.4
Head Room	39.3	39.3
Shoulder Room	58.9	58.9
Hip Room	55.5	55.5

Interior Rear		
Leg Room	40.8	40.7
Head Room	38.1	38.1
Shoulder Room	57.6	58.8
Hip Room	54.0	54.8

Trunk Capacity		CU. FT.	CU. FT.
Trunk	15.7	15.7	

Fuel Tank Capacity		GAL.	GAL.
Gasoline	18.0	18.0	



Standard Equipment	
<b>Engine/Chassis</b>	<ul style="list-style-type: none"> <li>3.0 liter V-6 (Electra 300)</li> <li>3.8 liter MFI V-6 (Park Avenue and T Type)</li> <li>Automatic transmission with overdrive (Park Avenue)</li> <li>Front-wheel drive</li> <li>Delco Freedom II Plus Battery</li> <li>Computer Command Control (with gas engine)</li> <li>High-energy ignition</li> <li>Transverse-mounted engine</li> <li>Independent front and rear suspension</li> <li>Computer-selected chassis springs</li> <li>Electronic level control</li> <li>Electronic cruise control with (T Type)</li> <li>Low-draw power brakes with front disc/rear drum</li> <li>Steel-belted, radial-ply, all-season blackwall tires—P205/75R14 (T Type)</li> <li>Steel-belted, radial-ply, all-season whitewall tires—P205/75R14 (Park Avenue)</li> <li>Rear opening hood</li> <li>Flush window and backlight</li> <li>Power steering</li> <li>Extensive anti-corrosion protection</li> </ul>
<b>Clearcoat paint</b>	<ul style="list-style-type: none"> <li>Delco ETR AM stereo radio with clock (Electra and T Type) (may be deleted for credit)</li> <li>Delco ETR AM-FM stereo radio with seek and scan and clock with dual front speakers (Park Avenue) (may be deleted for credit)</li> <li>Fixed-mast antenna</li> <li>Electric, remote-control, body-color, outside rearview mirrors—left- and right-hand (Park Avenue)</li> <li>Remote-control, body-color, outside rearview mirrors—left-hand remote, right-hand manual (Electra and T Type)</li> <li>Multi-function control lever with turn signal, headlamp/lower beam control and windshield washer/wiper control (includes cruise control on Park Avenue)</li> <li>Inside hood lock release</li> <li>Soft-Drive latched glass</li> <li>Side-frame jack</li> <li>Compact spare tire</li> <li>Lighted visor vanity mirror—passenger (Park Avenue)</li> <li>Sun visors with extendible sun shade (Park Avenue)</li> <li>Acoustic Package (Park Avenue)</li> </ul>
<b>Appearance and Protection</b>	<ul style="list-style-type: none"> <li>Bumper guards—front and rear</li> <li>Wide body-side, front and rear moldings</li> <li>Front and rear wheel opening moldings</li> <li>Black, protective, body-side moldings</li> <li>Electric wheelcovers (Electra)</li> <li>Park Avenue wheelcovers</li> <li>Door courtesy and warning lights (Park Avenue)</li> <li>Cast aluminum wheels (4) (T Type)</li> <li>Electroluminescent coach lamps and insignia on instrument panel (Park Avenue)</li> <li>Painted accent stripes (Park Avenue)</li> <li>Door courtesy and warning lights (Park Avenue)</li> <li>Deluxe steering wheel (Electra, Park Avenue)</li> <li>Leather-wrapped sport steering wheel (T Type)</li> <li>Multi-ple carpeting—front and rear</li> <li>Carpet savers with inserts (Park Avenue)</li> <li>Spare tire cover</li> <li>Plastisol paint protection</li> </ul>
<b>Available Equipment</b>	<ul style="list-style-type: none"> <li>Electronic Touch Climate Control</li> <li>Batteries                     <ul style="list-style-type: none"> <li>Heavy-duty battery</li> <li>Power Reserve Freedom Battery</li> </ul> </li> <li>Cruise Control                     <ul style="list-style-type: none"> <li>Electronic (std. on Park Avenue)</li> </ul> </li> <li>Defogger                     <ul style="list-style-type: none"> <li>Rear-window, electric</li> </ul> </li> <li>Engines                     <ul style="list-style-type: none"> <li>3.8 liter MFI V-6 (std. on T Type and Park Avenue)</li> <li>4.3 liter diesel V-6 (N.A. on T Type)</li> </ul> </li> <li>California Assembly Line Emission Equipment and Testing (required in California)</li> <li>Engine block heater</li> <li>108-amp Delcotron</li> <li>Heavy-duty engine and transmission cooling</li> <li>Cold Climate Package Delete (diesel engine required)</li> <li>Floor Coverings                     <ul style="list-style-type: none"> <li>Front carpet savers with inserts (std. on Park Avenue)</li> <li>Rear carpet savers with inserts (std. on Park Avenue)</li> <li>Trunk compartment mat</li> <li>Trunk trim carpeting</li> </ul> </li> <li>Instrumentation                     <ul style="list-style-type: none"> <li>Four-note horn</li> <li>Windshield washer fluid indicator</li> <li>Low fuel indicator</li> </ul> </li> <li>Clearcoat paint</li> <li>Cloth 55/45 notchback seats (Electra)</li> <li>Park Avenue cloth 55/45 notchback seats (Park Avenue)</li> <li>Cloth 45/45 seats (T Type)</li> <li>Non-operating console (T Type)</li> <li>6-way power seat—driver</li> <li>Full-loam seat construction</li> <li>Air conditioning</li> <li>Seat belt and ignition key chime warning</li> <li>Front, side-window defoggers</li> <li>Trip odometer</li> <li>Headlamps on indicator and warning chime</li> <li>Electronic cruise control with acceleration feature (Park Avenue)</li> <li>Power windows</li> <li>Electric floor locks (Park Avenue)</li> <li>Rear doorjamb switch (Sedans)</li> <li>Rear seat reading lamps</li> <li>Rear-seat reading lamps (Park Avenue)</li> <li>Remote-control trunk release (Park Avenue)</li> <li>Lights: front ashtray, trunk, instrument panel courtesy, engine compartment, glove box</li> </ul>
<b>Lighting</b>	<ul style="list-style-type: none"> <li>Cornering lights</li> <li>Door courtesy and warning lights (std. on Park Avenue)</li> <li>Rear seat reading lamps (std. on Park Avenue)</li> <li>Illuminated door lock and interior light control (driver only)</li> <li>Tungsten-halogen headlamps</li> <li>Twilight Sentinel headlamp control</li> <li>Light monitors front and rear</li> <li>High-mounted center stop lamp</li> <li>Electric door (std. on Park Avenue)</li> <li>Automatic, electric door reverse entry system (N.A. on T Type)</li> <li>Electric trunk lock release (std. on Park Avenue)</li> <li>Electric trunk pull-down</li> <li>Mirrors                     <ul style="list-style-type: none"> <li>Electric-control, body-color, outside rearview (left and right remote) (std. on Park Avenue)</li> <li>Electric-control, body-color, outside rearview with heated left side (left and right remote)</li> <li>Lighted visor vanity—passenger (std. on Park Avenue)</li> <li>Lighted visor vanity—driver</li> </ul> </li> </ul>
<b>Weldings</b>	<ul style="list-style-type: none"> <li>Door-edge guards</li> </ul>
<b>Radios</b>	<ul style="list-style-type: none"> <li>ETR AM-FM with seek and scan and clock (std. on Park Avenue)</li> <li>ETR AM stereo-FM stereo with seek and scan and clock</li> <li>Cassette and ETR AM-FM stereo with seek and scan, automatic reverse and clock</li> <li>Graphic Equalizer cassette and ETR AM stereo-FM stereo with seek and scan, automatic reverse with search/repeat and stop</li> <li>Delco GM/Bose Music System with ETR AM-FM stereo with cassette, seek and scan, automatic reverse with search/repeat, clock and Dolby speakers</li> <li>Delete radio</li> <li>Speakers; extended range</li> <li>Concert Sound I speaker system</li> <li>Antenna, automatic power (Electra and Park Avenue)</li> <li>Antenna, automatic power—black base (T Type)</li> </ul>
<b>Roofs</b>	<ul style="list-style-type: none"> <li>Long heavy-padded vinyl top (N.A. on T Type)</li> <li>Astrolor® electric sliding (C96 required on Electra and T Type) (order by color)</li> </ul>
<b>Seats</b>	<ul style="list-style-type: none"> <li>Leather 55/45 notchback seats (Park Avenue)</li> <li>Leather 45/45 seats (T Type)</li> <li>6-way power—passenger</li> <li>2-position Memory Seat—driver</li> <li>Seatback recliner, electric—driver</li> <li>Seatback recliner, electric—passenger</li> </ul>
<b>Special Equipment</b>	<ul style="list-style-type: none"> <li>Self-deferent with starter inter-rup (electric door locks required)</li> <li>License plate mounting—front</li> <li>Deck lid luggage rack</li> <li>Cellular telephone—dealer installed</li> <li>Steering Wheels                     <ul style="list-style-type: none"> <li>Tilt steering column (std. on Park Avenue)</li> <li>Tilt and Telescoping steering column (N.A. on T Type)</li> </ul> </li> <li>Stripes                     <ul style="list-style-type: none"> <li>Body-side (should match interior trim whenever possible) (std. on Park Avenue)</li> </ul> </li> <li>Suspensions                     <ul style="list-style-type: none"> <li>Heavy-duty suspension (N.A. on T Type)</li> <li>Gram Touring suspension (std. on T Type)</li> </ul> </li> <li>Tires                     <ul style="list-style-type: none"> <li>P205/75R14 Steel-belted, radial-ply, all-season whitewall (std. on Park Avenue)</li> <li>P205/75R14 Steel-belted, radial-ply, all-season blackwall (std. on Electra and T Type)</li> <li>P215/65R15 Steel-belted, radial-ply, all-season blackwall (T Type) (N.A. on T Type)</li> <li>P205/75R14 micro-white self-sealing blackwall</li> <li>Self-sealing whitewall</li> </ul> </li> <li>Wheels and Wheelcovers                     <ul style="list-style-type: none"> <li>Cast aluminum wheels (4) (std. on T Type)</li> <li>Cast 15" aluminum wheels (4) (T Type)</li> <li>Custom locking wire wheelcovers (N.A. on T Type)</li> </ul> </li> <li>Wipers                     <ul style="list-style-type: none"> <li>2-speed with low-speed delay feature (std. on Park Avenue)</li> </ul> </li> </ul>

N.A. — not available  
std. — standard

## Model Availability

Somerset Regal	Coupe	J27
Somerset Regal Limited	Coupe	M27

## Powertrains

ENGINE	TRANSMISSION
--------	--------------


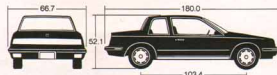
## Somerset Regal/Somerset Regal Limited

2.5 litre with Electronic Fuel Injection L-4 (standard)	5-speed Manual (standard)
3.0 litre with Multi-port Fuel Injection V-6 (available)	Automatic (available)

Refer to the EPA mileage estimate and engine supplement chart included with this catalog.

## Exterior Colors

White	Light Sage Metallic
Silver Metallic	Dark Sage Metallic
Dark Gray Metallic	Tan
Black Metallic	Light Brown Metallic
Light Blue Metallic	Brown Metallic
Medium Blue Metallic	Red Metallic



3.0 litre V-6 with multi-port fuel injection

## Dimensions

	Somerset Regal and Limited Coupes
	INCHES
Length	180.0
Width	66.7
Height	52.1
Wheelbase	103.4
Front Tread	55.5
Rear Tread	55.2
<b>Interior Front</b>	
Leg Room	42.9
Head Room	37.7
Shoulder Room	53.7
Hip Room	51.9
<b>Interior Rear</b>	
Leg Room	34.3
Head Room	36.9
Shoulder Room	55.4
Hip Room	50.7
<b>Trunk Capacity</b>	
Trunk	CU. FT.
	13.9
<b>Fuel Tank Capacity</b>	
	GAL.
Gasoline	13.6



Delco AM-FM stereo with graphic equalizer, cassette, clock



6-way power seat



Electric door locks



Console-mounted power window and mirror controls

## Standard Equipment

## Engine/Chassis

- 2.5 litre EFI L-4 engine
- 5-speed manual transmission—floor-mounted console
- Front-wheel drive
- Delco Freedom II Plus Battery
- Transverse-mounted engine
- MacPherson strut front suspension
- Semi-independent rear suspension
- Low-drag power brakes—disc front/drum rear
- Rack-and-pinion steering
- Power steering
- Steel-belted, radial-ply, all-season blackwall tires—P185/R09R13
- Gas hood struts
- Clearcoat paint
- Flush windshield and black-light glass
- Extensive anti-corrosion protection

## Comfort and Convenience

- Cloth or vinyl bucket seats
- (Somerset Regal)
- Limited level cloth bucket seats (Limited)
- Front-seat center armrest
- Rear-seat center armrest (Limited)
- Full-foam seat construction
- Soft-Flay lined glass
- Easy-entry front passenger seat
- Front and rear ashtrays in console
- Rear-seat vent ducts located in console
- Sun visor map strap—driver
- Visor vanity mirror—passenger
- Electronic digital instrumentation indicators include: voltmeter, oil pressure, temperature, tachometer and trip odometer (includes English/Metric conversion)

## "Headlamps on" warning chime

- Seat belt chime warning
- Dome lamp—(Somerset Regal)
- Front-header and roof rail courtesy lamps (Limited)
- Remote fuel-filler door release
- Tungsten-halogen headlamps
- Soft-Flay lined glass
- Lights: front and rear ashtray, glove tray, engine compartment, instrument panel courtesy and trunk
- ETR AM radio with dual front speakers (may be deleted for credit)
- Fixed-mast antenna on rear quarter
- Styled, black, outside, rear-view mirror (left remote)
- Low travel switches for head-lamps, windshield wiper and washer controls

## Dual horns (Limited)

- Extensive acoustic insulation
- Appearance and Protection
- Bumper protective strips—front and rear
- Chrome bumpers (Limited)
- Body-color bumpers (Somerset Regal)
- Front and rear wheel opening moldings
- Narrow rocker moldings
- Custom steering wheel (Somerset Regal)
- Limited steering wheel (Limited)
- Glove tray lock
- Color-coordinated seat and shoulder belts and buckles
- Deluxe wheelcovers
- Deluxe trunk trim
- Spare tire cover
- Passlock paint protection

## Available Equipment

## Air Conditioning

- Air conditioner
- Cruise Control
- Electronic
- Defogger
- Rear-window, electric
- Engines
- 3.0 litre MFI V-6
- California Assembly Line Emission Equipment and Testing (required in California)
- Engine block heater
- 108-amp Delcotron
- Floor Coverings
- Front carpet savers with inserts
- Rear carpet savers with inserts
- Lights
- Front and rear seat reading and courtesy lamps
- Door courtesy and warning lights (Limited only)
- High-mounted center stop lamp

## Locks

- Electric door
- Automatic electric door
- Trunk lock release, electric
- Mirrors
- Electric-convol, outside, black rear-view (left and right remote)
- Lighted visor vanity mirror—passenger
- Moldings
- Protective, body-side, car color
- Door edge guards
- Wide rocker

## Paint

- Designers' Accent
- Radios
- ETR AM-FM stereo with seek and scan and clock
- Graphic Equalizer and ETR AM-FM stereo radio with seek and scan and clock. Includes cassette tape player
- Delco GM/Bose Music System with ETR AM-FM stereo with seek and scan, clock and Dolby speakers. Includes cassette tape player
- Cassette tape player, automatic reverse with search/rewind
- Delete radio
- Speakers, extended range
- Concert Sound Speaker System
- Antenna, automatic power

## Roofs

- Flip-open, Vista-Vent, removable glass sunroof
- Glass
- Leather bucket seats (Limited)
- 6-way power seat—driver
- Special Equipment
- License plate mounting—front
- Deck lid luggage rack
- Cellular telephone—dealer installed
- Steering Wheels
- Sport
- Tilt steering column
- Stripes
- Body-side stripes (should match interior trim color whenever possible)

## Suspension

- Gran Touring
- Tires
- P185/R09R13 Steel-belted, radial-ply, all-season whitewall
- P205/70R13 Steel-belted, radial-ply, all-season blackwall
- P205/70R13 Steel-belted, radial-ply, all-season whitewall
- P205/70R13 Steel-belted, radial-ply, all-season whitewall
- Micro-white self-sealing blackwall
- Transmission
- Automatic
- Wheels
- Cast aluminum wheels (4)
- Windows
- Power
- Wipers
- 2-speed with low-speed delay feature

N A — not available  
std. — standard

## Model Availability

Riviera	Coupe	Z57
Riviera Convertible	Coupe	Z67
Riviera T Type	Coupe	Z57

## Special Models

**Riviera T Type** includes: SFI 3.8 litre turbocharged engine, accent stripes, Gran Touring suspension, amber park and turn lenses, blacked-out grille, cast aluminum wheels (4), tungsten-halogen headlamps, leather-wrapped sport steering wheel, T Type ornamentation, turbo boost indicator and tachometer. Any Riviera exterior color except Light Blue, Light Sage, Medium Sage may be ordered. Firemics colors are available.

**Riviera Convertible** includes: 5.0 litre engine, power-operated white top, Red Firemist or White exterior paint with white or red stripes, deluxe trunk trim, cloth headliner, leather/vinyl 45/45 seats, storage console, special radio speaker system, power-operated rear quarter windows, custom locking wire wheelcovers, heavy-duty suspension.

## Powertecams

ENGINE	TRANSMISSION
--------	--------------

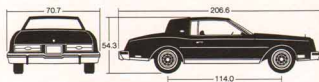
## Riviera Coupe/Riviera Convertible

5.0 litre 4-cyl. V-8 (standard)	Automatic with Overdrive (standard)
Fuel Injection Sequential-port	Automatic with Overdrive (standard)
Fuel Injection Turbocharged V-6 (available) (Convertible only)	Automatic with Overdrive (standard)
5.7 litre Diesel V-8 (available) (N.A. on Convertible)	Automatic with Overdrive (standard)

## Riviera T Type

3.8 litre Sequential-port Fuel Injection Turbocharged V-6	Automatic with Overdrive (standard)
---	-------------------------------------

Refer to the EPA mileage estimate and engine equipment chart included with this catalog.



Astrorot



Leather-wrapped sport steering wheel (T Type)

## Dimensions

	Riviera and T Type Coupes		Convertible
	INCHES	INCHES	
Length	206.6	206.6	
Width	70.7	70.7	
Height	54.3	54.3	
Wheelbase	114.0	114.0	
Front Tread	59.3	59.3	
Rear Tread	60.0	60.0	

## Interior Front

Leg Room	42.8	42.9
Head Room	37.9	38.6
Shoulder Room	55.8	55.8
Hip Room	53.7	53.7

## Interior Rear

Leg Room	39.2	39.2
Head Room	37.9	37.2
Shoulder Room	55.9	44.6
Hip Room	49.0	44.5

Trunk Capacity	CU. FT.	CU. FT.
Trunk	15.8	12.7

Fuel Tank Capacity	GAL.	GAL.
Gasoline	21.1	21.1
Diesel	22.8	N.A.

## Exterior Colors

Tan*	Silver Metallic*
Light Brown Firemist Metallic*	Gray Metallic*
Dark Brown Metallic*	Dark Gray Firemist Metallic*
Gold Firemist Metallic*	Red Firemist Metallic*
Light Blue Metallic*	Dark Red Metallic*
Dark Blue Metallic*	White
Light Sage Metallic (Riviera only)	Black*
Medium Sage Metallic (Riviera only)	

\*N.A. on Convertible \*Extra Cost

## Vinyl Top Colors\*

White	Black	Light Sage	Tan
Dark Gray	Gold	Dark Red	Dark Blue

\*N.A. on T Type or Convertible



Tachometer and turbo boost gauge (T Type)



Delco AM-FM stereo with graphic equalizer, cassette, clock



Door-mounted driver control panel with memory seat

## Standard Equipment

## Engine/Chassis

- 6.0 litre 4-bbl. V-8 (Riviera and Convertible)
- 3.8 litre SFI Turbocharged V-6 (T Type)
- Automatic transmission with overdrive
- Front-wheel drive
- Computer Command Control (with gas engines)
- Cold Climate Package (with available diesel engine)
- Delco Freedom III Plus Battery
- Independent 4-wheel suspension
- Coil-spring rear suspension
- Heavy-duty suspension (Riviera Convertible)
- Electronic level control
- Torsion bar front suspension
- Gran Touring suspension (T Type)
- Steel-belted, radial-ply, self-sealing, all-season whitewall tires-P205/75R15
- Low-drag power brakes with front disc/rear drum
- Power steering
- Door courtesy and warning lights

## Available Equipment

## Air Conditioning

- Electronic Touch Climate Control
- Battery
  - Heavy-duty battery (std. with diesel engine)
- Brakes
  - Four-wheel disc
- Defogger
  - Rear-window, electric
- Engines
  - 3.8 litre 4-bbl. SFI Turbo V-6 (std. on T Type)
  - 5.7 litre diesel V-8 (N.A. on T Type or Convertible)
  - California Assembly Line Emission Equipment and Testing (required in California)
  - Engine block heater
  - 94-amp Delcotron (5.0 or 5.7 required on Riviera)
  - Heavy-duty engine and transmission cooling
  - Cold Climate Package Delete (diesel engine required)
- Floor Coverings
  - Front carpet savers with inserts
  - Rear carpet savers with inserts
  - Trunk-floor mat (N.A. on Convertible)
  - Trunk trim carpeting (std. on Convertible)
- Instrumentation
  - Low fuel indicator
  - Digital electronic instrumentation
  - Four-note horn
  - Windshield washer fluid indicator
- Lights
  - Electroluminescent coach lamps (included with vinyl top—Riviera only)
  - Rear-seat reading lamps (N.A. on Convertible)
  - Illuminated door lock and interior light control (driver only)
  - Tungsten-halogen headlamps (std. on T Type)
  - Twilight Sentinel headlamp control
  - Front and rear light monitors (N.A. on Convertible)
- Locks
  - Automatic, electric door
  - Electric trunk lock release
  - Electric trunk pull-down
- Mirrors
  - Electric, body-color, outside rearview (left and right remote)
  - Electric, chrome, outside rearview (left and right remote) (N.A. on T Type)
  - Dieterie radio
  - Speakers, rear dual extended range (N.A. on Convertible)
  - Lighted visor vanity—driver (N.A. on Convertible)
- Molding
  - Door-edge guards
  - Protective, body-side, color-coordinated (order by color) (N.A. on Convertible)

- Cloth 55/45 notchback seats with center armrest (Riviera, T Type)
- Leather 45/45 seats with center armrest (Convertible)
- Storage console (Convertible)
- 6-way power seat—driver's side only
- Front, side-window defogger outlets
- Seat belt and ignition key with chime warning
- "Headlamps on" indicator and chime
- Electronic cruise control
- Delco 2000 Series ETR AM-FM stereo radio with clock with dual front speakers and dual rear speakers (may be deleted for credit)
- Special radio speaker system (Convertible)
- Automatic power antenna
- Multi-function control lever with turn signal, headlamp/high/low beam, windshield wiper/washer control and cruise control
- Door courtesy and warning lights

- Lights: front ashtray, instrument panel courtesy, glove box, engine compartment, trunk
- Turbo boost (T Type)
- Trip odometer
- Cornering lights
- Tungsten-halogen, high/low beam headlamps (T Type)
- Front-seat reading lamps (N.A. on Convertible)
- Electric door locks
- Power windows
- Soft-Ray tinted glass
- Air conditioning
- Power-operated top (Convertible)
- Power-operated rear quarter windows (Convertible)
- Styled, chrome, remote-control, outside rearview mirrors—left and right remote (Riviera on Convertible)
- Electric styled, black, outside rearview mirrors—left and right remote (T Type)
- 2-speed wiper release
- Side-frame jack

## Appearance and Protection

- Bumper guards—front and rear
- Bumper protective strips

- Accent stripes (T Type and Convertible)
- Belt reval and quarter moldings
- Wide rocker panel moldings
- Wheel opening moldings
- Deck lid molding (Riviera on Convertible)
- Rear-quarter lower molding
- Rear fender extension molding
- Stand-up hood ornament
- Deluxe wheelcovers (Riviera)
- Custom locking wire wheelcovers (Convertible)
- Cast aluminum wheels (4) (T Type)
- Deluxe steering wheel (Riviera and Convertible)
- Leather-wrapped sport steering wheel (T Type)
- Tilt steering wheel
- Color-coordinated seat and shoulder belts
- Cloth headliner (Convertible)
- 2-speed wiper release
- Instrument panel floodlighting
- Cut-pile carpeting
- Deluxe trunk trim (Convertible)
- Plastico paint protection

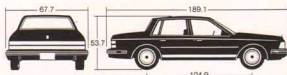
## Special Equipment

- Theft-deterrent with starter interrupt
- Cellular telephone—dealer installed
- Steering Wheels
  - Leather-wrapped sport (std. on T Type)
  - Tilt and telescoping steering column (N.A. on T Type)
- Strips
  - Body-side (should match interior trim or top color whenever possible) (std. on T Type)
- Suspensions
  - Heavy-duty suspension (Riviera only)
  - Gran Touring suspension (N.A. on Convertible) (std. on T Type)
  - P205/75R15 Steel-belted, radial-ply, wide whitewall (recommended on T Type)
  - P225/70R15 Steel-belted, radial-ply, wide whitewall (Convertible)
  - P225/75R15 Steel-belted, radial-ply, blackwall (recommended on T Type)
  - Chrome-plated road wheels (4) (N.A. on T Type)
  - Custom locking wire wheelcovers (N.A. on T Type) (std. on Convertible)
  - Cast aluminum wheels (4) (std. on T Type)
- Wipers
  - 2-speed with low-speed delay feature


N.A.—not available std.—standard

Model Availability	Dimensions	Standard Equipment																					
<b>Century Custom</b> Coupe H27 Sedan H19 <b>Century Limited</b> Coupe L27 Sedan L19 <b>Century T Type</b> Coupe G27 Sedan G19	<table border="1"> <thead> <tr> <th></th> <th>Custom, Limited and T Type Coupes</th> <th>Custom, Limited and T Type Sedans</th> </tr> </thead> <tbody> <tr> <td>Length</td> <td>189.1</td> <td>189.1</td> </tr> <tr> <td>Width</td> <td>67.7</td> <td>67.7</td> </tr> <tr> <td>Height</td> <td>53.7</td> <td>53.7</td> </tr> <tr> <td>Wheelbase</td> <td>104.9</td> <td>104.9</td> </tr> <tr> <td>Front Tread</td> <td>58.7</td> <td>58.7</td> </tr> <tr> <td>Rear Tread</td> <td>57.0</td> <td>57.0</td> </tr> </tbody> </table> <b>Interior Front</b> Leg Room 42.1 Head Room 38.6 Shoulder Room 56.2 Hip Room 52.3  <b>Interior Rear</b> Leg Room 35.8 Head Room 37.9 Shoulder Room 57.0 Hip Room 53.6  <b>Trunk Capacity</b> CU. FT. CU. FT. Trunk 16.2 16.2  <b>Fuel Tank Capacity</b> GAL. GAL. Gasoline 15.7 15.7 Diesel 16.6 16.6		Custom, Limited and T Type Coupes	Custom, Limited and T Type Sedans	Length	189.1	189.1	Width	67.7	67.7	Height	53.7	53.7	Wheelbase	104.9	104.9	Front Tread	58.7	58.7	Rear Tread	57.0	57.0	<b>Engine/Chassis</b> <ul style="list-style-type: none"> <li>2.5 litre EFI L-4 (Custom, Limited)</li> <li>3.8 litre MFI V-6 (T Type)</li> <li>Automatic transmission (Custom, Limited)</li> <li>Automatic transmission with overdrive (T Type)</li> <li>Cold Climate Package (with available diesel engine)</li> <li>Front-wheel drive</li> <li>Electronic Fuel Injection</li> <li>Delco Freedom II Plus Battery</li> <li>Computer Command Control (standard with gas engines)</li> <li>High-Energy Ignition</li> <li>Transverse-mounted engine</li> <li>MacPherson strut front suspension</li> <li>Trailing axle rear suspension</li> <li>Special G-RT Tuning suspension (T Type)</li> <li>Computer-selected chassis springs</li> <li>Power rack-and-pinion steering</li> <li>Low-drag power brakes with front disc/rear drum</li> </ul> <b>Appearance &amp; Protection</b> <ul style="list-style-type: none"> <li>Integrated body-color bumpers</li> <li>Bumper protective strips—front and rear</li> <li>Bumper guards—front and rear</li> <li>Bright wheel opening moldings (Adjustable limited)</li> <li>Wheel opening moldings (black on T Type)</li> <li>Bright belt reveal moldings (Custom, Limited)</li> <li>Black belt reveal moldings (T Type)</li> <li>Black pillar moldings</li> <li>Black-out grille and front end bumper lips, instrument panel, door handles, door locks, and tail lamp bezels (T Type)</li> </ul> <b>Comfort and Convenience</b> <ul style="list-style-type: none"> <li>Cloth notchback bench seat (Custom, Limited)</li> <li>Cloth 55/45 seats (Limited)</li> <li>Cloth bucket seats with full-length storage console (T Type)</li> <li>Adjustable headrests</li> <li>Front, side-window defogger outlets</li> <li>Bright belt and ignition key electronic tone warning</li> <li>Dual horns</li> <li>Delco push-button 2000 Series AM radio with dual front speakers (may be deleted for credit)</li> <li>Fixed-mast antenna</li> <li>Fluidic windshield washers</li> </ul> <b>Multi-function control lever</b> with turn signal, headlamp, high/low beam control and windshield wiper/washer control <b>Lights:</b> ashtray, instrument panel courtesy, trunk, glove box, engine compartment <ul style="list-style-type: none"> <li>2-speed wipers</li> <li>Side-frame jack</li> </ul> <b>Appearance &amp; Protection</b> <ul style="list-style-type: none"> <li>Integrated body-color bumpers</li> <li>Bumper protective strips—front and rear</li> <li>Bumper guards—front and rear</li> <li>Bright wheel opening moldings (Adjustable limited)</li> <li>Wheel opening moldings (black on T Type)</li> <li>Bright belt reveal moldings (Custom, Limited)</li> <li>Black belt reveal moldings (T Type)</li> <li>Black pillar moldings</li> <li>Black-out grille and front end bumper lips, instrument panel, door handles, door locks, and tail lamp bezels (T Type)</li> </ul> <ul style="list-style-type: none"> <li>Gray lower accent paint (T Type)</li> <li>Black accent stripes (T Type)</li> <li>Hood ornament and wind-spoiler molding (Limited)</li> <li>Hood ornament (Custom)</li> <li>Deluxe wheelcovers (Custom, Limited)</li> <li>Cast aluminum wheels (4) (Custom)</li> <li>Styled, black, outside-rear-view mirrors left-hand manual (Custom, Limited)</li> <li>Hood ornament (Custom)</li> <li>Viewing mirrors—left remote, right manual (T Type)</li> <li>Custom steering wheel (Limited)</li> <li>Leather-wrapped sport steering wheel (T Type)</li> <li>Color-coordinated seat and shoulder belts and buckles</li> <li>Glove compartment lock</li> <li>Inside hood lock release</li> <li>Multi-gate carpeting—front and rear</li> <li>Plastic panel protection</li> </ul>
	Custom, Limited and T Type Coupes	Custom, Limited and T Type Sedans																					
Length	189.1	189.1																					
Width	67.7	67.7																					
Height	53.7	53.7																					
Wheelbase	104.9	104.9																					
Front Tread	58.7	58.7																					
Rear Tread	57.0	57.0																					
<b>Powerwindows</b> ENGINE TRANSMISSION <b>Century Custom/Century Limited</b> 2.5 litre with Electronic Fuel Injection L-4 (standard) Automatic (standard) 3.0 litre 2-bbl. V-6 (available) Automatic (standard) Automatic with Overdrive (available)  3.8 litre with Multi-port Fuel Injection V-6 (available) Automatic with Overdrive (available) 4.3 litre Diesel V-6 (available) Automatic (standard)	<b>Exterior Colors</b> White Light Sage Metallic* Silver Metallic Medium Sage Metallic* Gray Metallic (Accent color on T Type) Beige* Black* Light Brown Metallic* Light Blue Metallic* Brown Metallic* Dark Blue Metallic* Dark Red Metallic* *N.A. on T Type  <b>Vinyl Top Colors*</b> White Black Dark Red Dark Blue Dark Gray Light Sage Tan *N.A. on Century T Type	<b>Available Equipment</b> <ul style="list-style-type: none"> <li>Air Conditioning</li> <li>Air Conditioner</li> <li>Battery</li> <li>Heavy-duty (N.A. on T Type)</li> <li>Choke</li> <li>Electric quartz dial Consoles</li> <li>Non-shifting (45/45 or bucket seats required) (std. on T Type)</li> <li>Full-length operating (45/45 or bucket seats required)</li> <li>Cruise Control</li> <li>Electronic Defogger</li> <li>Rear-window, electric Engines</li> <li>3.0 litre 2-bbl. V-6 (Custom and Limited)</li> <li>3.8 litre MFI V-6 (std. on T Type)</li> <li>4.3 litre diesel V-6 (N.A. on T Type)</li> <li>California Assembly Line Emission Equipment and Testing (required in California)</li> <li>High-altitude Emission Package</li> <li>Engine block heater</li> <li>94-amp Delcotron</li> <li>108-amp Delcotron</li> <li>Heavy-duty engine and transmission cooling</li> <li>Cold Climate Package Delete</li> <li>Floor Coverings</li> <li>Front carpet savers</li> <li>Rear carpet savers</li> <li>Front carpet savers with inserts</li> <li>Rear carpet savers with inserts</li> <li>Trunk trim covering</li> <li>Glass</li> <li>Soft-Ray tinted Instrumentation</li> <li>Instrument gauges (N.A. with digital cluster)</li> <li>Instrument gauges and tachometer (std. on T Type)</li> <li>Trip odometer (std. on T Type)</li> <li>Digital electronic instrument cluster</li> </ul> <b>Lights</b> <ul style="list-style-type: none"> <li>Rear-seat reading lamps (N.A. on T Type)</li> <li>Door courtesy and warning lights (N.A. on Custom)</li> <li>Electroluminescent coach lamps (Limited only)</li> <li>Front-seat reading lamps</li> <li>Tungsten-halogen headlamps</li> <li>Front light monitors</li> <li>Twilight Sentinel Headlamp Control</li> <li>High-mounted center stop lamp</li> </ul> <b>Locks</b> <ul style="list-style-type: none"> <li>Electric door</li> <li>Trunk lock release, electric</li> </ul> <b>Mirrors</b> <ul style="list-style-type: none"> <li>Remote-control, body-color, outside rearview (left) (N.A. on T Type)</li> <li>Remote-control, body-color, outside rearview (left remote, right manual) (black std. on T Type)</li> <li>Electric-control, body-color, outside rearview (left and right remote)</li> <li>Visor vanity mirror—passenger</li> <li>Lighted visor vanity mirror—passenger</li> <li>Lighted visor vanity mirror—driver</li> </ul> <b>Moldings</b> <ul style="list-style-type: none"> <li>Protective, body-side, color-coordinated (N.A. on T Type)</li> <li>Door-edge guards</li> <li>Lower, wide, body-side moldings (std. on Limited)</li> </ul> <b>Paint</b> <ul style="list-style-type: none"> <li>Designers' Accent (N.A. with body-side stripes or on T Type)</li> </ul> <b>Radio</b> <ul style="list-style-type: none"> <li>ETR AM-FM stereo without clock</li> <li>ETR AM-FM stereo with clock</li> <li>ETR AM-FM stereo with seek</li> </ul> <b>and scan clock</b> ETR AM stereo-FM stereo with seek and scan and clock Cassette with ETR AM-FM stereo with seek and scan, automatic reverse and clock Graphic Equalizer, cassette and ETR AM stereo-FM stereo with seek and scan, automatic reverse with search/repeat and clock Delete radio Speakers, extended range Antenna, automatic power (N.A. on T Type) Antenna, automatic power—black base (T Type only)																					

Refer to the EPA mileage estimate and engine supplement chart included with this catalog.



Flip-open, Vista-Vent removable glass sunroof



Tilt steering column



Power window and door locks



High-mounted center stop lamp



Deck lid luggage rack



Deico AM-FM stereo with graphic equalizer, cassette, clock

## Model Availability

Regal	Coupe	J47
Regal Limited	Coupe	M47
Regal T Type	Coupe	I47

## Special Models

**Regal T Type** includes: 3.8 litre SFI turbocharged engine, automatic transmission with overdrive, 3.42 performance ratio, black sport mirrors, fast-ratio power steering, turbo boost gage, L.E.D. tachometer and trip odometer, P215/65R15 steel-belted, radial-ply, Eagle GT Black-wall tires, cast aluminum wheels (4), special Gran Touring suspension, black window moldings, headlamp bezels, door handles, tail lamp moldings, grille, side marker light moldings and windshield wiper arms, special instrument panel trim, leather-wrapped sport steering wheel, air conditioning, Delco 2000 Series AM radio and fixed-mast antenna. Any Regal exterior color except Light Sage or Medium Sage may be ordered. Lear Siegler bucket seats are an available option.

**Regal Grand National** (available on Regal T Type) includes: Black exterior color, black bumpers, rub strips and guards, black front air dam, deck lid spoiler, special aluminum wheels with black paint (4), Grand National identification, two-tone front bucket seats, specific Gran Touring suspension, Grand National identification on instrument panel.

**Regal T Type Designers' Package** includes: special black and dark gray Designers' Accent Paint and rear deck spoiler.

## Powertrains

ENGINE	TRANSMISSION
--------	--------------


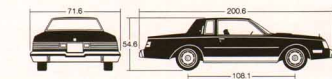
## Regal/Regal Limited

3.6 litre 2-2bl. V-6 (standard)	Automatic (standard)
4.3 litre 2-2bl. Diesel V-6	Automatic (standard)

## Regal T Type

3.8 litre Sequential-port Fuel Injection Turbocharged V-6	Automatic with Overdrive (standard)
---	-------------------------------------

Refer to the EPA mileage estimate and engine supplement chart included with this catalog.



3.8 litre sequential-port fuel injected turbocharged V-6 engine (T Type)

## Dimensions

	Regal, Limited and T Type Coupes
	INCHES
Length	200.6
Width	71.6
Height	54.6
Wheelbase	108.1
Front Track	58.5
Rear Track	57.7

## Interior Front

Leg Room	42.8
Head Room	37.9
Shoulder Room	56.9
Hip Room	51.7

## Interior Rear

Leg Room	36.4
Head Room	38.4
Shoulder Room	56.1
Hip Room	54.9

## Trunk Capacity

Trunk	CU. FT.
Fuel Tank Capacity	GAL.
Gasoline	18.1
Diesel	19.8

## Exterior Colors

White	Dark Blue Metallic
Silver Metallic	Beige
Gray Metallic	Light Brown Metallic
Black	Brown Metallic
Light Blue Metallic	Dark Red Metallic
Light Sage Metallic*	Medium Sage Metallic*

\*N.A. on T Type

## Vinyl Top Colors\*

White	Black	Dark Red	Dark Blue
Dark Gray	Light Sage	Tan	

\*N.A. on T Type



Tachometer and turbo boost gage (T Type)



Rear deck spoiler (T Type)



Cast aluminum wheel



Delco AM-FM stereo with graphic equalizer, cassette, clock, Electronic Touch Climate Control

## Standard Equipment

- **Engine/Chassis**
  - 3.8 litre 2-2bl. V-6 (Regal and Limited)
  - 3.8 litre SFI turbocharged V-6 (T Type)
  - Automatic transmission (Regal and Limited)
  - Automatic transmission with overdrive (T Type)
  - 3.42 performance axle ratio (T Type)
- Delco Freedom II Plus Battery
- Computer Command Control (with gas engines)
- Cold Climate Package (with available diesel engines)
  - Gran Touring suspension (T Type)
  - Coil-spring suspension—front and rear
  - Computer-selected chassis springs
  - Low-drag power brakes with front disc/rear drum

## Available Equipment

- **Air Conditioning**
  - Air conditioner (std. on T Type)
  - Electronic Touch Climate Control
- **Axles, Rear**
  - Limited slip differential
- **Battery**
  - Heavy-duty battery
- **Consoles**
  - Non-shifting storage console
  - Full-length operating console
- **Cruise Control**
  - Electronic
- **Defogger**
  - Rear-window, electric
- **Engines**
  - California Assembly Line Emission Equipment and Testing (required in California)
  - Engine block heater
  - 85-amp Delcotron (N.A. on T Type)
  - 94-amp Delcotron (std. on T Type)
  - Heavy-duty engine and transmission cooling
  - Cold Climate Package delete
- **Floor Coverings**
  - Front carpet savers
  - Rear carpet savers
  - Front carpet savers with inserts
  - Rear carpet savers with inserts
  - Trunk trim covering
- **Glass**
  - Soft-Ray tinted windshield
  - Soft-Ray tinted windshield
- **Instrumentation**
  - Trip odometer (std. on T Type)
  - Digital electronic instrumentation
  - "Headlamps on" indicator

- Steel-belted, radial-ply white-wall tires—P195/75R14 (Regal and Limited)
- Steel-belted, radial-ply black-wall tires—P215/65R15 (T Type)
- Full-perimeter frame
  - Temperature light, turbo boost gage, trip odometer and tachometer (T Type)
- **Comfort and Convenience**
  - Cloth noteback bench seat (Regal, T Type)
  - Cloth 55/45 noteback seat (Limited)
  - Adjustable headrests
  - Air conditioner (T Type)
  - Seat belt and ignition key electronic tone warning
  - Electroluminescent instrument panel trim (Limited)
  - Lights: front ashtray, instrument panel courtesy, trunk, engine compartment, glove box

## Lights

- Rear-seat reading lamps (N.A. on T Type)
- Door courtesy and warning lights (Limited only)
- Electroluminescent coach lamps (Limited slip only)
- Front-seat reading lamps
- Tungsten-halogen headlamps
- Twilight/Sentinel headlamp control
- Cornering lights (N.A. on T Type)
- **Locks**
  - Electric door
  - Trunk lock release, electric
- **Mirrors**
  - Remote-control, chrome, outside rearview (left remote, right manual) (N.A. on T Type)
  - Remote-control, body-color, outside sport rearview (left remote, right manual) (std. on T Type)
  - Remote-control, body-color, outside, sport rearview (left and right remote)
  - Visor vanity mirror—passenger
  - Lighted vanity mirror—passenger

- **Moldings**
  - Protective, body-side, color-coordinated (std.-color selection must be made) (N.A. on T Type)
  - Black, protective body-side moldings (T Type only)
  - Door-edge guards
- **Exterior Molding Package** (includes wide rocker panel and belt reveal) (std. on Limited) (N.A. on T Type)
- **Paint**
  - Designers' Accent (N.A. on T Type)
  - Designers' Package (T Type only)

- Delco 2000 Series AM radio with dual front speakers (may be deleted for credit)
  - Fixed-mast antenna
  - Chroma-locable receiver with turn signal, headlamp high/low beam control, and windshield washer/wiper control
  - Chroma-locable receiver—mirrors—left and right-hand manual (Regal and Limited)
  - Remote-control, body-color, outside rearview sport mirrors—right-hand manual and left-hand remote (T Type)
  - Side-frame jack
  - 2-speed wipers
- **Appearance and Protection**
  - Leather-protected strips—front and rear
  - Bumper guards—front and rear
  - Narrow rocker moldings (Regal)

## Radios

- ETR AM-FM stereo without clock
- ETR AM-FM stereo with clock
- ETR AM-FM stereo with seek and scan and clock
- ETR AM stereo-FM stereo with seek and scan and clock
- Cassette with ETR AM-FM stereo with seek and scan, automatic reverse with search/repeat and clock
- Graphic Equalizer, cassette and ETR AM stereo-FM stereo with seek and scan, automatic reverse with search/repeat and clock
- Delete radio
- Speakers, extended range
- Concert Sound Speaker System
- Antenna, automatic power (N.A. on T Type)
- Antenna, automatic power—black base (T Type only)

## Roofs

- Silver astroroof—electric sliding
- Hatch roof
- Landau top (N.A. on T Type)
- Heavy-padded Landau top (N.A. on T Type)
- **Seats**
  - Cloth 55/45 noteback seats (Regal, T Type)
  - Cloth bucket seats (Regal, T Type)
  - Cloth Lear Siegler bucket seats (T Type)
  - Leather 45/45 seats (T Type, Limited)
  - 6-way power—driver (55/45, 45/45 or bucket seats required) (N.A. on T Type)
  - 6-way power—passenger (55/45 or 45/45 seats required)
  - 6-way power—driver and passenger (55/45 or 45/45 seats required, included with bucket seats) (T Type)

- Roof drip molding
- Belt reveal moldings (Limited)
- Wheel opening moldings
- Rear-window reveal moldings
- Windshield reveal moldings
- Wide rocker moldings (Limited)
- Stand-up hood ornament
- Color-coordinated, protective, body-side moldings (Regal and Limited)
- Deluxe wheelcovers (Regal and Limited)
- Cast aluminum wheels (4) (T Type)
- Depressed-car windshield wipers
- Custom steering wheel (Regal)
- Limited steering wheel (Limited)
- Leather-wrapped sport steering wheel (T Type)
- Color-coordinated seat and shoulder belts and buckles
- Cut-pile carpeting
- Inside hood lock release

## Special Equipment

- Theft-deterrent system with starter interrupt
- License plate mounting—front
- Cellular telephone—dealer installed
- **Steering Wheels**
  - Sport (N.A. on T Type)
  - Tilt steering column
- **Stripes**
  - Body-side (should match top color or interior trim whenever possible)
- **Suspensions**
  - Heavy-duty suspension (recommended for trailer towing) (N.A. on T Type)
  - Gran Touring suspension (std. on T Type)
  - Automatic level control (N.A. on T Type)

## Tires

- P205/70R14 Steel-belted, radial-ply, all-season whitewall (N.A. on T Type)
- P215/65R15 Steel-belted, radial-ply, white letter (T Type only)
- Self-sealing (N.A. on T Type)
- Cast aluminum wheels (4) (N.A. on T Type)
- Chrome-plated road wheels (4) (N.A. on T Type)
- Color-keyed wheels with trim rings (N.A. on T Type)
- Custom locking wire wheelcovers (N.A. on T Type)
- **Windows**
  - Power
  - 2-speed with low-speed delay feature

N.A. — not available std.—standard

## Model Availability

Skyhawk Custom	Coupe	S27
	Sedan	S69
Skyhawk Limited	Coupe	T27
	Sedan	T69
Skyhawk T Type	Coupe	E27

## Special Model

**Skyhawk T Type Coupe** includes Skyhawk Custom cloth front bucket seats, operating console, instrument gauges with tachometer, sport steering wheel with T Type insignia, Gran Touring suspension. P195/70R13, steel-belted, radial-ply all-season blackwalls, forged aluminum wheels (4), 1.8 litre OHC engine, 5-speed manual override transmission, front passenger assist strap, black fixed-mast antenna, fog lights, amber park and turn lamps, blacked-out grille, headlamp trim, door handles and locks and moldings, black, outside, shield mirrors, special gray lower accent paint treatment with white, silver or red exterior paint.

## Powertrains

ENGINE	TRANSMISSION
--------	--------------

## Skyhawk Custom/Skyhawk Limited

2.0 litre with Electronic Fuel Injection L-4 (standard)	4-speed manual (standard)
	Automatic (available)
1.8 litre with Electronic Fuel Injection and Overhead Cam L-4 (available)	5-speed Manual Override (available)
	Automatic (available)

## Skyhawk T Type

1.8 litre with Electronic Fuel Injection and Overhead Cam L-4 (standard)	5-speed Manual Override (standard)
	Automatic (available)
1.8 litre Multi-port Fuel Injection Turbocharged L-4 (available)	4-speed manual (credit option)
	Automatic (available)

Refer to the EPA mileage estimate and engine supplement chart included with this catalog.

## Dimensions

	Custom, Limited and T Type Coupes	Custom and Limited Sedans
	INCHES	INCHES
Length	175.3	177.3
Width	65.0	65.0
Height	54.0	54.0
Wheelbase	101.2	101.2
Front Tread	55.4	55.4
Rear Tread	55.2	55.2

## Interior Front

Lag Room	42.2	42.2
Head Room	37.7	38.6
Shoulder Room	53.7	53.7
Hip Room	52.8	49.1

## Interior Rear

Lag Room	31.8	34.3
Head Room	36.7	36.0
Shoulder Room	52.6	53.7
Hip Room	49.8	49.0

## Trunk Capacity

CU. FT.	CU. FT.
Trunk	12.6
	13.5

## Fuel Tank Capacity

GAL.	GAL.
Gasoline	13.6
	13.6

## Exterior Colors

White	Beige*
Silver Metallic	Light Brown Metallic*
Gray Metallic (Accent color on T Type)	Brown Metallic*
Black*	Russet Metallic*
Light Blue Metallic*	Red
Dark Blue Metallic*	Dark Red Metallic*

\*N.A. on T Type

## Standard Equipment

## Engine/Chassis

- 2.0 litre EFI L-4 engine (Custom and Limited)
- Steel-belted, radial-ply, all-season blackwall tires—
- 4-speed manual transmission—floor-mounted shift (Custom and Limited)
- 5-speed manual override transmission—floor-mounted shift (T Type)
- Front-wheel drive
- Electronic Fuel Injection
- Delco Freedom II Plus Battery
- Computer Command Control
- High-Energy Ignition
- Transverse-mounted engine
- Independent MacPherson strut front suspension
- Semi-independent trailing crank-arm rear suspension
- Computer-selected coil springs
- Front stabilizer bar
- Gran Touring suspension (T Type)
- Manual rack-and-pinion steering
- Low-drag power brakes with front disc/rear drum
- Steel-belted, radial-ply, all-season blackwall tires—

## P175/60R13 (Custom and Limited)

- Full-length operating console
- Instrument gauges including voltmeter, oil pressure and temperature gauges (Trip odometer included on T Type and Limited)
- Tachometer (T Type)
- Extensive anti-corrosion protection

## Comfort and Convenience

- Cloth bucket seats (Custom and Limited)
- Limited level cloth bucket seats (T Type)
- Front seat armrest (Limited)
- Driver and front passenger seatback recliners
- Adjustable front seat headrests
- Easy-entry front passenger (Limited Coupe and T Type)
- Front passenger assist strap
- Front, side-window defogger outlets
- Covered coin holder in instrument panel

- Seat belt and ignition key electronic tone warning
- Dual horns (Limited and T Type)
- Delco push-button 2000 Series AM radio with dual front speakers (may be deleted for credit)
- Fixed-mast antenna
- Multi-function control lever with turn signal, headlamp high/low beam control and windshield wiper/washer control
- Lights door-operated dome, instrument panel courtesy, ashtray, glove box, trunk and engine compartment
- Swing-out rear-quarter windows (coupes)
- Roll-down rear-door windows (sedans)
- Fluidic windshield washer system
- 2-speed wipers
- Side-pack spare tire
- Compact spare tire
- Acoustic package (Limited)

## Appearance and Protection

- Wrap-around protective moldings
- Wide rocker appearance moldings (Limited)
- Belt reveal moldings
- Wheel opening moldings—front and rear
- Roof drip moldings
- Black with bright trim, door and window frames
- Fog lights (T Type)
- Deluxe wheelcovers (Custom and Limited)
- Forged aluminum wheels (4) (T Type)
- Styled, black, outside rearview mirror—left-hand remote (Custom and Limited)
- Styled, black, outside rearview mirrors—left-hand remote, right-hand manual (T Type)
- Custom steering wheel (Custom)
- Sport steering wheel (T Type)
- Limited steering wheel (Limited)
- Color-coordinated seat and shoulder belts buckles
- Glove compartment lock
- Inside hood lock release
- Cut-pile carpeting—front and rear
- Plastisol paint protection

## Available Equipment

## Air Conditioning

- Air conditioner
- Electronic Touch Climate Control

## Battery

- Heavy-duty (N.A. on T Type)

## Cruise Control

- Electronic

## Defogger

- Rear-window, electric
- 1.8 litre OHC, EFI L-4 (std. on T Type)

## Engines

- 1.8 litre OHC, MFI Turbo L-4 (T Type only)
- Engine block heater (required with turbo engine)
- 85-amp Delcotron
- 84-amp Delcotron (std. with turbo engine when air conditioning ordered)
- California Assembly Line Emission Equipment and Testing (required in California)
- Heavy-duty radiator
- Engine cloth heater cord delete

## Floor Coverings

- Front carpet savers
- Rear carpet savers
- Front carpet savers with inserts
- Rear carpet savers with inserts
- Deluxe trunk trim

## Glass

- Soft-Ray tinted

## Instrumentation

- Instrument gauges (std. on Limited)
- Instrument gauges and tachometer (std. on T Type) (when Turbo engine ordered, boost gauge replaces temperature gauge)
- Trip odometer (std. on Limited and T Type)
- Dual horns (std. on Limited and T Type)
- Headlamps on indicator

## Lights

- Front-seat reading lamps
- Tungsten-halogen headlamps

## Locks

- Electric door
- Trunk lock release, electric

## Mirrors

- Remote-control, black, outside rearview (left) (N.A. on T Type)
- Remote-control, black, outside rearview (left remote and right manual) (std. on T Type)
- Electric, black, outside rearview (left and right remote)
- Visor vanity mirror—passenger
- Lighted visor vanity mirror—passenger
- Lighted visor vanity mirror—driver

## Moldings

- Door edge guards
- Rocker panel molding (std. on Limited, N.A. on T Type)

## Paint

- Designers' Accent (N.A. on T Type or with body-side stripes)

## Radios

- ETR AM-FM stereo without cassette
- ETR AM-FM stereo with cassette and scan and clock
- ETR AM stereo-FM stereo with seek and scan and clock
- Cassette with ETR AM-FM stereo with seek and scan, automatic reverse and clock
- Graphic Equalizer, cassette and ETR AM stereo-FM stereo with seek and scan, automatic reverse with search/repeat and clock
- Delete radio
- Speakers, extended range
- Antenna, automatic power (N.A. on T Type)
- Antenna, automatic power—black base (on T Type)
- Seat—Entry (coupes only) (std. on Limited and T Type)
- 6-way power—driver

## Special Equipment

- Acoustic package (std. on Limited)
- License plate mounting—front
- Deck lid luggage rack

## Steering

- Power

## Steering Wheels

- Leather-wrapped sport (T Type only)
- Sport
- Tilt steering column

## Stripes

- Body-side (should match interior trim whenever possible) (N.A. on T Type)
- Flip-open, Vista-Vent removable glass sunroof

## Suspensions

- Heavy-duty suspension (N.A. on T Type)
- Gran Touring suspension (std. on T Type)

## Tires

- P175/60R13 Steel-belted, radial-ply, all-season whitewall (N.A. on T Type)
- P195/70R13 Steel-belted, radial-ply, all-season blackwall
- P195/70R13 Steel-belted, radial-ply, all-season whitewall (N.A. on T Type)
- P195/70R15 Steel-belted, radial-ply, all-season white letter
- P205/60R14 Steel-belted, radial-ply, blackwall (T Type only)
- P205/60R14 Steel-belted, radial-ply, white letter (T Type only)
- Self-sealing (N.A. on T Type)

## Transmissions

- 4-speed manual
- 5-speed manual
- Automatic

## Windows

- Wipers
- Wipers and Wheelcovers
- Styled cover with trim rings (N.A. on T Type)
- Custom locking wire wheelcovers (N.A. on T Type)
- Forged aluminum wheels (std. on T Type)

## Wipers

- 2-speed with low-speed delay feature

- N.A.—not available
- std.—standard



4-speed manual transmission



Electronic Touch Climate Control



Delco AM-FM stereo with graphic equalizer, cassette, clock



Turbo hood



Power windows and door locks



**Model Availability**

Skylark Custom	Sedan	B69
Skylark Limited	Sedan	C69

**Powertrains**

ENGINE	TRANSMISSION
<b>Skylark Custom/Skylark Limited</b>	
2.5 litre with Electronic Fuel Injection L-4 (standard)	4-speed Manual (standard)
	Automatic (available)
2.8 litre 2-bbl. V-6 (available)	4-speed Manual (standard)
	Automatic (available)
2.8 litre with Multi-port Fuel Injection V-6 (available)	4-speed Manual (standard)
	Automatic (available)

Refer to the EPA mileage estimate and engine supplement chart included with this catalog.

**Exterior Colors**

White	Red
Silver Metallic	Dark Red Metallic
Gray Metallic	Beige
Black	Light Brown Metallic
Light Blue Metallic	Russet Metallic
Dark Blue Metallic	

**Vinyl Top Colors**

White	Dark Red
Dark Gray	Tan
Black	Dark Blue



Reclining seatbacks

**Dimensions**

	Custom Sedans	Limited Sedans
	INCHES	INCHES
Length	181.1	181.1
Width	69.1	69.1
Height	53.6	53.6
Wheelbase	104.9	104.9
Front Tread	58.7	58.7
Rear Tread	57.0	57.0

**Interior Front**

Leg Room	42.2	42.2
Head Room	38.3	38.3
Shoulder Room	56.0	55.3
Hip Room	54.6	54.6

**Interior Rear**

Leg Room	34.4	34.4
Head Room	37.4	37.2
Shoulder Room	56.0	55.3
Hip Room	55.4	55.4

**Trunk Capacity**

CU. FT.	CU. FT.
Trunk	14.3

**Fuel Tank Capacity**

GAL.	GAL.
Gasoline (EPI)	14.6
Gasoline	15.1

**Standard Equipment**

- Engine/Classics**
  - 2.5 litre EPI-L4 engine
  - Manual 4-speed transmission—floor-mounted shift
  - Front-wheel drive
  - Electronic Fuel Injection
  - Delco Freedom II Plus Battery
  - Computer Command Control
  - High-Energy Ignition
  - Transverse-mounted engine
  - Coil-spring front and rear suspension
  - Low-drag power brakes with front disc/rear drum
  - Steel-belted, radial-ply, all-season blackwall tires—P185/69R13
  - Power steering
- Rack-and-pinion steering
- Hydraulic engine mounts
- Cloth noteback bench seat (Custom only)
- Limited level noteback seat (Limited)
- Seat belt and ignition key electronic tone warning
- Dual horns (Limited)
- Delco 2000 Series AM radio with dual front speakers (may be deleted for credit)
- Fixed-mast antenna
- Multi-function control lever with turn signal, headlamp/high/low beam control and windshield wiper/washer control
- 2-speed wipers
- Lights: engine, trunk, glovebox, ashtray, instrument panel courtesy, rear door/jamb switch dome (Limited)
- Fluidic windshield washer system
- Side-frame jack
- Gas hood strut
- Compact spare tire
- Tungsten-halogen headlamps (Limited)
- Front door courtesy and warning lights (Limited)
- Acoustic package (Limited)
- Appearance and Protection
  - Bumper protective strips (Limited)
  - Stand-up hood ornament and windshield molding (Limited)
- Roof drip, windshield and rear window reveal, door and window frame moldings
- Belt reveal, wheel opening and wide rocker moldings (Limited)
- Pillar applique molding (Limited)
- Deluxe wheelcovers
- Shield, black, outside rearview mirror—left-hand manual
- Custom steering wheel (Custom)
- Limited steering wheel (Limited)
- Color-coordinated seat and shoulder belts and buckles
- Cut-pile carpeting
- Inside hood lock release
- Plastisol pillar protection

**Available Equipment**

- Air Conditioning**
    - Air conditioner
  - Battery**
    - Heavy-duty
  - Bumper Equipment**
    - Bumper struts—front and rear (std. on Limited)
    - Bumper Guards—front and rear
  - Clock**
    - Electric quartz dial
  - Console**
    - Full-length operating (bucket seats required)
  - Cruise Control**
    - Electronic
  - Defogger**
    - Rear-window, electric
  - Engines**
    - 2.8 litre 2-bbl. V-6
    - 2.8 litre MFI V-6
    - California Assembly Line Emission Equipment and Testing (required in California)
    - Engine block heater
    - 94-amp Delcotron
    - Heavy-duty cooling
  - Floor Coverings**
    - Front carpet savers
    - Rear carpet savers
    - Front carpet savers with inserts
    - Rear carpet savers with inserts
    - Trunk trim, deluxe
  - Glass**
    - So-Soft-Ray tinted
  - Horns**
    - Dual (std. on Limited)
  - Instrumentation**
    - Instrument pages
    - Trip odometer
    - Tachometer, electronic L.E.D.
    - "Headlamps on" indicator
  - Lights**
    - Rear-seat reading lamps (Limited only)
    - Front-seat reading lamps
    - Tungsten-halogen headlamps (std. on Limited)
    - Electroluminescent coach lamps (Limited only)
    - Lights: engine compartment, glove box, ashtray, trunk, instrument panel courtesy, rear door-jamb switch (std. on Limited)
  - Locks**
    - Electric door
    - Trunk lock release, electric
  - Mirrors**
    - Remote-control, body-color, outside, rearview (left)
    - Remote-control, body-color, outside, rearview (left remote, right manual)
    - Electric, body-color, outside, rearview (left and right remote)
    - Visor vanity mirror—passenger
    - Lighted visor vanity mirror—passenger
  - Moldings**
    - Protective, black body-side moldings
    - Belt reveal (std. on Limited)
    - Door-edge guards
    - Narrow rocker moldings (N.A. on Limited)
    - Wheel opening moldings—front and rear (std. on Limited)
    - Wide rocker appearance and rear quarter lower moldings (std. on Limited)
    - Pillar applique (Custom only) (std. on Limited)
    - Hood ornament and windshield (std. on Limited)
  - Paint**
    - Designers' Accent (N.A. with body-side stripes or vinyl tops)
  - Radios**
    - ETR AM-FM stereo without clock
    - ETR AM-FM stereo with clock
    - ETR AM-FM stereo with seek and scan and clock
    - ETR AM-FM stereo with seek and scan, automatic reverse and clock
    - ETR AM-FM stereo with seek and scan and clock
    - Cassette and ETR AM-FM stereo with seek and scan, automatic reverse and clock
    - Delete radio
    - Speakers, extended range
    - Antenna, automatic power
  - Roofs**
    - Flip-open, Vesta-Vent removable glass sunroof
    - Long vinyl top
  - Seats**
    - Cloth bucket seats (Custom)
    - Limited level cloth bucket seats (Limited)
    - Center front-seat armrest (Custom)
    - 6-way power seat—driver (available all seat types)
    - Seatback recliner, manual—passenger (included with bucket seats)
    - 6-way power seat—driver and passenger (included with bucket seats)
  - Special Equipment**
    - Acoustic package (std. on Limited)
    - License plate mounting—front
  - Steering Wheels**
    - Sport
    - Tilt steering column
    - Body-side (stripes should match top color or interior trim color whenever possible)
  - Suspensions**
    - Heavy-duty suspension
    - Gran Touring suspension
    - Superflex rear shock absorbers—manual
  - Tires**
    - P185/69R13 Steel-belted, radial-ply, all-season whitewall
    - P205/70R13 Steel-belted, radial-ply, all-season whitewall
    - Self-sealing
  - Transmission**
    - Automatic
  - Wheels and Wheelcovers**
    - Chrome-plated road wheels (4)
    - Custom locking wire wheelcovers
  - Windows**
    - Power
    - Wipers
    - 2-speed with low-speed delay feature
- N.A. — not available  
std.—standard



Delco AM-FM stereo with graphic equalizer, cassette, clock



6-way power seat



Electronic Cruise Control



Power windows



Lighted visor vanity mirror

## Model Availability

LeSabre Custom	Coupe	N37
	Sedan	N69
LeSabre Limited Collectors Edition	Coupe	P37
	Sedan	P69

## Powertrains

ENGINE	TRANSMISSION
--------	--------------

<b>LeSabre Custom/LeSabre Limited Collectors Edition</b>	
3.8 litre 2-bbl. V-6 (standard)	Automatic (standard)
5.0 litre 4-bbl. V-8 (available)	Automatic with Overdrive (available)
5.7 litre Diesel V-8 (available)	Automatic with Overdrive (available)

Refer to the EPA mileage estimate and engine supplement chart included with this catalog.

## Exterior Colors

White	Light Sage Metallic
Silver Metallic	Medium Sage Metallic
Gray Metallic	Beige
Black	Light Brown Metallic
Light Blue Metallic	Brown Metallic
Dark Blue Metallic	Dark Red Metallic

## Vinyl Top Colors

White	Black	Dark Red	Dark Blue
Dark Gray	Light Sage	Tan	

## Dimensions

	Custom and Limited Collectors Edition Coupes	Custom and Limited Collectors Edition Sedans
	INCHES	INCHES
Length	218.4	218.4
Width	75.2	75.2
Height	56.0	56.7
Wheelbase	115.9	115.9
Front Tread	61.8	61.8
Rear Tread	60.7	60.7

## Interior Front

Lap Room	42.2	42.2
Head Room	38.5	39.5
Shoulder Room	60.6	60.3
Hip Room	55.0	55.0

## Interior Rear

Lap Room	38.1	38.9
Head Room	38.1	38.2
Shoulder Room	58.9	61.0
Hip Room	58.0	55.3

## Trunk Capacity

	CU. FT.	CU. FT.
Trunk	20.8	20.8
<b>Fuel Tank Capacity</b>	GAL.	GAL.
Gasoline	25.0	25.0
Diesel	26.0	26.0

## Standard Equipment

## Engine/Chassis

- 3.8 litre 2-bbl. V-6 engine
- Automatic transmission
- High-Energy Ignition
- Computer Command Control (with gas engine)
- Cold Climate Package (with available diesel engine)
- Delco Freedom II Plus
- Seat belt and ignition key warning chime (Limited Collectors Edition)
- Low-drag power brakes with front disc/rear drum
- Coil-spring suspension—front and rear
- Computer-selected chassis springs
- Steel-belted, radial-ply, all-season whitewall tires—P205/75R15
- Power steering
- Full-perimeter frame
- Comfort and Convenience
- Full-foam seat construction
- Notchback seat (Custom)

- Multi-function control lever (turn signal, headlamps high/low beam control, and windshield washer/wiper control)
- Rear doorjamb switch (Sedans)
- Dual horns
- Remote-control, outside, chrome rearview mirrors—left remote
- Soft-Ray tinted glass (Limited Collectors Edition)
- 2-speed wipers
- Side-frame jack

## Appearance and Protection

- Bumper protective strips—front and rear
- Bumper guards—front and rear
- Color-coordinated, protective, body-side moldings
- Belt-reveal moldings (Limited Collectors Edition)
- Lights: front- and rear-door-operated dome, instrument panel courtesy, front ashtray, glove box, trunk, engine compartment
- Wide rocker molding (Limited Collectors Edition)
- Narrow rocker molding (Custom)
- Front and rear fender lower moldings
- Accent strips (Limited Collectors Edition)
- Deluxe wheelcovers
- Custom steering wheel (Custom)
- Limited steering wheel (Limited Collectors Edition)
- Color-coordinated seat and shoulder belts
- Woodgrain trim on doors (Limited Collectors Edition)
- Woodgrain trim on instrument panel
- Inside hood lock release
- Cur-plate carpeting—front and rear
- Trunk trim carpet
- Plastrak pilot protection

## Available Equipment

## Air Conditioning

- Air conditioner
- Electronic Touch Climate Control

## Battery

- Heavy-duty
- Electric quartz dial—Custom
- Electric quartz digital—Limited Collectors Edition

## Cruise Control

- Electronic
- Defogger

## Rear-window, electric

- Rear-window, electric
- Engines

- 5.0 litre 4-bbl. V-8
- 5.7 litre diesel V-8
- California Assembly Line Emission Equipment and Testing (required in California)
- Engine block heater
- 94-amp Delcotron
- Engine and transmission cooling
- Cold Climate Package Delete (diesel engine required)

- Floor Coverings
- Front carpet savers
- Rear carpet savers
- Front carpet savers with inserts
- Rear carpet savers with inserts
- Trunk trim covering
- Glass
- Soft-Ray tinted (Custom)

- Instrumentation
- Trip odometer
- Four-note horn
- Lamp and indicator group (includes low fuel indicator, "headlamps on" indicator, front-seat reading lamps and low windshield washer fluid indicator) ("headlamps on" indicators are standard on Limited Collectors Edition)

## Lights

- Door courtesy and warning lights
- Illuminated door lock and interior light control (driver only)
- Tungsten-halogen headlamps
- Twilight Sentinel headlamp control
- Front light monitors
- Electroluminescent coach lamps (Limited Collectors Edition only)
- Cornering lights (Limited Collectors Edition only)

## Locks

- Electric door
- Automatic, electric door
- Trunk lock release, electric
- Mirror
- Remote-control, chrome, outside rearview (left and right remote)
- Electric control, chrome, outside rearview (left and right remote)
- Lighted visor vanity mirror—passenger
- Lighted visor vanity mirror—driver

- Molding
- Protective, body-side, color-coordinated (std.) [color selection must be made]
- Belt-reveal moldings (std. on Limited Collectors Edition)
- Door-edge guards
- Exterior molding package (consists of wide rocker and belt-reveal) (std. on Limited Collectors Edition)

- Seats
- Cloth 55/45 notchback seats (Custom)
- Leather 55/45 notchback seats (Collectors Edition)
- 6-way power seat (driver only with 55/45 seats)
- 6-way power seat—passenger (55/45 seat required on Custom models)
- Seatback recliner, manual—passenger (55/45 seat required on Custom models) (N.A. on Limited Collectors Edition)
- Seatback recliner, electric—driver (55/45 seats required on Custom models)
- Seatback recliner, electric—passenger

- Tires
- P215/75R15 Steel-belted, radial-ply, all-season whitewall
- P215/75R15 Heavy-duty touring tires

- Transmissions
- Automatic transmission with overdrive
- Wheel and Wheelcovers
- Chrome-plated road wheels (4)
- Cast aluminum wheels (4)
- Custom locking wire wheelcovers

- Windows
- Power
- Wipers
- 2-speed with low-speed delay feature

## Special Equipment

- Self-deletter system with starter interrupt (electric door locks required)
- License plate mounting—front
- Cellular telephone—dealer installed

## Steering Wheels

- Tilt steering column
- Stripes
- Body-side (should match top color or interior trim color whenever possible) (std. on Limited Collectors Edition)

## Suspensions

- Heavy-duty suspension (recommended for trailer towing)
- Gran Touring suspension
- Electronic level control (recommended for trailer towing)
- Limited-slip differential

## Tires

- P215/75R15 Steel-belted, radial-ply, all-season whitewall
- P215/75R15 Heavy-duty touring tires

## Transmissions

- Automatic transmission with overdrive
- Wheel and Wheelcovers
- Chrome-plated road wheels (4)
- Cast aluminum wheels (4)
- Custom locking wire wheelcovers

## Windows

- Power
- Wipers
- 2-speed with low-speed delay feature

## N.A.—not available

- std.—standard



Power windows and door locks



Lighted visor vanity mirror



Twilight Sentinel headlamp control



Delco AM-FM stereo with graphic equalizer, cassette, clock, air conditioner



Power reclining seats

## Model Availability

Electra Estate Wagon V35

## Powertains

ENGINE TRANSMISSION

## Electra Estate Wagon

5.0 litre 4-bbl. V-8 (standard) Automatic with Overdrive (standard)

5.7 litre Diesel V-8 (available) Automatic with Overdrive (standard)

Refer to the EPA mileage estimate and engine supplement chart included with this catalog.

## Exterior Colors

White	Light Sage Metallic
Silver Metallic	Medium Sage Metallic
Gray Metallic	Beige
Black	Light Brown Metallic
Light Blue Metallic	Brown Metallic
Dark Blue Metallic	Dark Red Metallic



Rear-window air deflector

## Dimensions

	Electra Estate Wagon
	INCHES
Length	220.5
Width	79.3
Height	59.1
Wheelbase	115.9
Front Tread	62.2
Rear Tread	64.0

## Interior Front

Leg Room	42.2
Head Room	39.6
Shoulder Room	60.9
Hip Room	55.1

## Interior Rear

Leg Room	37.8
Head Room	39.3
Shoulder Room	60.9
Hip Room	55.0

## Cargo Volume Index

CU. FT. 87.9

Cargo Area 87.9

Fuel Tank Capacity GAL 22.0

Gasoline 22.0

Diesel 22.0

## Tailgate Opening

Width 48.7

Height 28.7

## Maximum Cargo Length at Floor

Length 90.2



6-way power seat



Rear facing third seat



Light monitors



Cornering lights

## Standard Equipment

## Engine/Chassis

- 5.0 litre 4-bbl. V-8
- Automatic transmission with overdrive
- High-Energy Ignition
- Computer Command Control (with gas engines)
- Cold Climate Package (with available diesel engine)
- Delco Freedom II Plus Battery
- Coil-spring suspension—front and rear
- Computer-selected chassis springs
- Heavy-duty suspension
- Low-drag power brakes with front disc/rear drum
- Steel-belted, radial-ply all-season whitewall tires—P225/74R15
- Full-perimeter frame

## Comfort and Convenience

- Choice of cloth or vinyl 55/45 notebook seats
- 6-way power seat—driver front, and rear-door armrests
- Full-foam seat construction
- Lights: glove box, front ashtray, instrument panel courtesy, engine compartment, load area compartment
- "Headlamps on" indicator and warning chime
- Rear doorjamb switch
- Tailgate ajar" indicator light
- Air conditioning
- Seat belt and ignition key chime warning
- Quartz digital clock
- Delco ETR AM-FM stereo with clock
- Fixed-mast antenna
- Power windows

## Power tailgate window

- Multi-function control lever with turn signal, headlamp high/low beam control and windshield wiper/washer control
- Soft-Ray tinted glass
- Roof rack
- Two-way tailgate
- Remote-control, electric, tailgate lock
- Electric door locks
- Lockable, hidden storage compartment
- Remote-control, chrome, outside rearview mirror—left-hand remote
- 2-speed wipers
- Extensive acoustic insulation

## Appearance and Protection

- Bumper protective strips—front and rear
- Bumper guards—front and rear

## Wheel opening moldings

- Tailgate window reveal moldings
- Wide rocker panel moldings
- Door and window frame moldings
- Belt reveal moldings
- Woodgrain vinyl applique (door edge guards included)
- Cast aluminum wheels (4)
- Depressed-park windshield wipers
- Limited steering wheel
- Tilt steering column
- Color-coordinated seat and shoulder belts
- Cut-pile carpeting—front and rear
- Load floor carpet
- Extensive anti-corrosion protection
- Flasol paint protection

## Available Equipment

## Accessory Group

- Includes front-seat reading lamps, low fuel indicator, trip odometer and windshield washer fluid indicator (low fuel indicator and trip odometer not included with diesel engine)

## Air Conditioning

- Electronic Touch Climate Control

## Battery

- Heavy-duty (std. with diesel engine)

## Cruise Control

- Electronic

## Defogger

- Rear-window, electric

## Engines

- 5.7 litre diesel V-8
- California Assembly Line Emission Equipment and Testing (required in California)
- Engine block heater (included with 5.0 litre engine)
- 94-amp Delcotron
- Heavy-duty engine and transmission cooling
- Cold Climate Package Delete (diesel engine required)

## Floor Coverings

- Front carpet savers
- Rear carpet savers
- Front carpet savers with inserts

- Rear carpet savers with inserts

## Instrumentation

- Four-note horn

## Lights

- Door courtesy and warning lights
- Illuminated door lock and interior light control (driver only)
- Tungsten-halogen headlamps
- Twilight Sentinel headlamp control
- Front light and rear monitors
- Cornering lights

## Locks

- Automatic electric door

## Mirrors

- Remote-control, chrome, outside rearview—left and right remote
- Electric, chrome, outside rearview—(left and right remote)
- Lighted visor vanity mirror—passenger
- Lighted visor vanity mirror—driver

## Moldings

- Protective, body-side, color-coordinated
- Wide rocker, front and rear lower fender moldings

## Radios

- ETR AM-FM stereo with seek and scan and clock
- ETR AM stereo-FM stereo with seek and scan and clock
- Cassette and ETR AM-FM stereo with seek and scan, automatic reverse and clock
- Graphic Equalizer, cassette and ETR AM stereo-FM stereo with seek and scan, automatic reverse with search/repeat and clock
- CB radio
- Antenna, automatic power
- Antenna, Triband power

## Seats

- 6-way power—passenger
- Seatback recliner, manual—passenger
- Electric, chrome, outside rearview—(left and right remote)
- Lighted visor vanity mirror—driver
- Seatback recliner, electric—driver
- Seatback recliner, electric—passenger
- Third seat (always vinyl)

## Special Equipment

- License plate mounting—front
- Rear-window air deflector
- Cellular Telephone—dealer installed

## Suspensions

- Electronic level control
- Limited-slip differential

## Tires

- Self-sealing
- Wheels and Wheelcovers
- Chrome-plated road wheels (4)
- Custom locking wire wheelcovers
- Wipers
- 2-speed with low-speed delay feature

N.A.—not available  
std.—standard

**Model Availability**

LeSabre Estate	Wagon	R35
----------------	-------	-----

**Powertrains**

ENGINE	TRANSMISSION
--------	--------------

**LeSabre Estate Wagon**

5.0 litre 4-bbl. V-8 (standard)	Automatic with Overdrive (standard)
5.7 litre Diesel V-8 (available)	Automatic with Overdrive (standard)

Refer to the EPA mileage estimate and engine supplement chart included with this catalog.

**Exterior Colors**

White	Light Sage Metallic
Silver Metallic	Medium Sage Metallic
Gray Metallic	Beige
Black	Light Brown Metallic
Light Blue Metallic	Brown Metallic
Dark Blue Metallic	Dark Red Metallic

**Dimensions**

	Estate Wagon
	INCHES
Length	220.5
Width	79.3
Height	59.1
Wheelbase	115.9
Front Tread	62.2
Rear Tread	64.0

**Interior Front**

Lag Room	42.2
Head Room	39.6
Shoulder Room	60.9
Hip Room	55.1

**Interior Rear**

Lag Room	37.8
Head Room	39.3
Shoulder Room	60.9
Hip Room	55.0

**Cargo Volume Index**

Cargo Area	CU. FT.
	87.9

**Fuel Tank Capacity**

GAL.	
Gasoline	22.0
Diesel	22.0

**Tailgate Opening**

Width	48.7
Height	28.7

**Maximum Cargo Length at Floor**

Length	90.2
--------	------



Electric remote control mirror



Roof rack. Rear-window air deflector



Twilight Sentinel headlamp control



Custom locking wire wheelcover

**Standard Equipment**

- Engine/Chassis**
- 5.0 litre 4-bbl. V-8 engine
  - Automatic transmission with overdrive
  - High Energy Ignition
  - Computer Command Control (with gas engine)
  - Cold Climate Package (with diesel engine)
  - Delco Freedom II Plus battery
  - Coil-spring suspension—front and rear
  - Computer-selected chassis springs
  - Heavy-duty suspension
  - Low-drag power brakes with rear disc/rear drum
  - Power steering
  - Full-perimeter frame
- Comfort and Convenience**
- Choice of cloth or vinyl noteback bench seat
  - Full-foam seat construction
  - Lights, front- and rear-door-operated dome, instrument panel courtesy, front ashtray, glove box, coil-spring compartment, rear compartment
  - Tailgate ajar indicator light
  - Multi-function control lever with turn signal, headlamp/high beam control, windshield wiper/washer control
  - Seat belt and ignition key electronic tone warning

- Steel-belted, radial-ply, all-season whitewall tires—P225/75R15
  - Air conditioning
  - Dual horns
  - Delco 2000 Series AM radio with dual front speakers (may be deleted for credit)
  - Fixed-mast antenna
  - Soft-Ray tinted glass
  - Remote-control, chrome, outside rearview mirror—left mirror
  - Two-way tailgate
  - Power tailgate window
  - Lockable hidden storage compartment
  - Rear doorjamb switch
  - Extensive acoustic insulation
  - 2-speed wipers
  - Side-frame jack
- Appearance and Protection**
- Bumper protective strips—front and rear
  - Bumper guards—front and rear
  - Tailgate window reveal moldings
  - Narrow rocker panel moldings
  - Cast aluminum wheels (4)
  - Woodgrain trim on instrument panel
  - Custom steering wheel
  - Color-coordinated seat and shoulder belts
  - Cu-pile carpeting
  - Load floor carpeting
  - Inside hood lock release

**Available Equipment**

- Air Conditioning**
- Electronic Touch Climate Control
- Battery**
- Heavy-duty (std. with diesel engine)
- Clock**
- Quartz dial clock
- Cruise Control**
- Electronic
- Defogger**
- Rear-window, electric
- Engines**
- 5.7 litre diesel V-8
  - California Assembly Line Emission Equipment and Testing (required in California)
  - Engine block heater
  - 94-amp Delcotron
  - Engine and transmission cooling
  - Cold Climate Package Delete (diesel engine required)
- Floor Coverings**
- Front carpet savers
  - Rear carpet savers
  - Front carpet savers with inserts
  - Rear carpet savers with inserts
- Instrumentation**
- Trip odometer
  - Four-note horn
  - Lamp and indicator group (includes low fuel indicator, front seat reading lamps and low windshield washer fluid indicator, "headlamps on" indicator)
- Lights**
- Door courtesy and warning lights
  - Illuminated door lock and interior light control (driver only)
  - Tungsten-halogen headlamps
  - Twilight Sentinel headlamp control
  - Front light monitors
- Locks**
- Electric door
  - Automatic electric door
  - Remote-control, electric tailgate lock
- Mirrors**
- Remote-control, chrome, outside rearview (left and right remote)
  - Electric, chrome, outside rearview (left and right remote)
  - Lighted visor vanity mirror—passenger
  - Lighted visor vanity mirror—driver
- Moldings**
- Protective body-side, color coordinated
  - Door-edge guards
  - Belt reveal molding
  - Woodgrain vinyl applique
  - Exterior Molding Package

- Radios**
- ETR AM-FM stereo without clock
  - ETR AM-FM stereo with clock
  - ETR AM-FM stereo with seek and scan and clock
  - ETR AM stereo-FM stereo with seek and scan and clock
  - Cassette with ETR AM-FM stereo with seek and scan, automatic reverse and clock
  - Graphic Equalizer, cassette and ETR AM stereo-FM stereo with seek and scan, automatic reverse with search/repeat and clock
  - CB radio
  - Delete radio
  - Antenna, automatic power
  - Antenna, Triband power
- Seats**
- Cloth 55/45 noteback seats
  - 6-way power seat (driver only with 55/45 seats) (available with all seat types)
  - 6-way power seat—driver and passenger (55/45 seat required)
  - 6-way power seat—passenger (55/45 seat required)
  - Seatback recliner, manual—passenger (55/45 seat required)
  - Seatback recliner, electric—driver (55/45 seats required)
  - Seatback recliner, electric—passenger
  - Third seat (always vinyl)
- Special Equipment**
- License plate mounting—front
  - Rear-window air deflector
  - Roof rack
  - Cellular Telephone—dealer installed
- Steering/Wheels**
- Tilt steering column
- Suspensions**
- Electronic level control (recommended for trailer towing)
  - Limited-slip differential
- Tires**
- Self-sealing tires
- Wheels and Wheelcovers**
- Chrome-plated road wheels (4)
  - Custom locking wire wheelcovers
- Windows**
- Power
  - Wipers
  - 2-speed with low-speed delay feature
- N.A.—not available  
std.—standard



Delco AM-FM stereo with graphic equalizer, cassette, clock, Air conditioner

# Century Wagon

# Buyer's Guide

## Model Availability

Century Custom	Wagon	H35
Century Estate	Wagon	L35

## Powertrains

ENGINE	TRANSMISSION
--------	--------------

### Century Custom Wagon/Century Estate Wagon

2.5 litre with Electronic Fuel Injection L-4 (standard)	Automatic (standard)
3.0 litre 2-bbl. V-6 (available)	Automatic (standard)
	Automatic with Overdrive (available)
3.8 litre with Multi-port Fuel Injection V-6 (available)	Automatic with Overdrive (available)
4.3 litre Diesel V-6 (available)	Automatic with Overdrive (available)

Refer to the EPA mileage estimate and engine supplement chart included with this catalog.

## Exterior Colors

White	Light Sage Metallic
Silver Metallic	Medium Sage Metallic
Gray Metallic	Beige
Black	Light Brown Metallic
Light Blue Metallic	Brown Metallic
Dark Blue Metallic	Dark Red Metallic

## Dimensions

	Custom Wagon	Estate Wagon
	INCHES	INCHES
Length	191.0	191.0
Width	69.4	69.4
Height	54.2	54.2
Wheelbase	104.9	104.9
Front Tread	58.7	58.7
Rear Tread	57.0	57.0

### Interior Front

Leg Room	42.1	42.1
Head Room	38.6	38.6
Shoulder Room	56.2	56.2
Hip Room	52.4	52.4

### Interior Rear

Leg Room	34.8	34.8
Head Room	38.9	38.9
Shoulder Room	56.2	56.2
Hip Room	52.7	52.7

### Cargo Capacity

	CU. FT.	CU. FT.
Cargo Area	74.4	74.4

### Fuel Tank Capacity

	GAL.	GAL.
Gasoline	15.7	15.7
Diesel	16.6	16.6

### Tailgate Opening

Width	61.7	61.7
Height	28.7	28.7

### Maximum Cargo Length at Floor

Length	75.4	75.4
--------	------	------

## Standard Equipment

### Engine/Chassis

- 2.5 litre I-4 L-4
- Automatic transmission
- Cold Climate Package (with available diesel engine)
- Front-wheel drive
- Electronic Fuel Injection
- Delco Freedom II Plus Battery
- Computer Command Control (standard with gas engines)
- High-Energy ignition
- Transverse-mounted engine
- MacPherson strut front suspension
- Trailing axle rear suspension
- Low-drag power brakes with front disc/rear drum
- Steel-belted, radial-ply, all-season blackwall tires—P185/75R14 (with gas engines)

- Power rack-and-pinion steering
- Two-way tailgate
- Multi-function control lever with turn signal, headlamp high/low beam control and windshield wiper/washer control
- Lights: ashtray, instrument panel courtesy, load area, glove box, engine compartment
- Fluidic windshield washer system
- 2-speed wipers
- Side-frame jack
- Gas hood and tailgate struts

- Bright belt reveal moldings
- Rear drip moldings
- Wheel opening moldings—front and rear
- Hood ornament and wind-split molding (Estate)
- Hood ornament (Custom)
- Deluxe wheelcovers
- Styled, black, outside, rearview mirror—left-hand manual
- Custom steering wheel (Custom)
- Limited steering wheel (Estate)
- Color coordinated seat and shoulder belts and buckles
- Cut-pile carpeting—front and rear
- Load area carpet
- Inside hood lock release
- PlastiDip paint protection

## Available Equipment

### Air Conditioning

- Air conditioner
- Battery
- Heavy-duty
- Clock
- Electric quartz dial
- Console
- Non-shifting (45/45 seats required)
- Full-length operating (45/45 seats required)

### Cruise Control

- Electronic
- Delogger
- Rear-window, electric
- Engines
- 3.0 litre 2-bbl. V-6
- 3.8 litre I/F V-6
- 4.3 litre diesel V-6
- California Assembly Line Emission Equipment and Testing (required in California)
- High-altitude Emission Package
- Engine block heater
- 34-amp Delcotron
- 108-amp Delcotron
- Heavy-duty engine and transmission cooling
- Cold Climate Package Delete

- Floor Covering
- Front carpet savers
- Front carpet savers with inserts
- Rear carpet savers with inserts
- Soft-Ray lined

### Instrumentation

- "Headlamps on" indicator
- Instrument gauges (N.A. with digital instrumentation)
- Instrument gauges and tachometer
- Digital electronic instrumentation
- Lights
- Door courtesy and warning lights (N.A. on Custom)
- Front-seat reading lamps
- Tungsten-halogen headlamps
- Front light monitors
- Twilight Sentinel headlamp control

### Locks

- Electric door
- Remote-control, electric tailgate lock
- Lockable storage compartment
- Remote-control, body-color, outside rearview—(left)
- Remote-control, body-color, outside rearview—(left remote, right manual)
- Electric, body-color, outside rearview—(left and right remote)
- Vision vanity mirror—passenger
- Lighted visor vanity mirror—passenger
- Lighted visor vanity mirror—driver

### Mirrors

- Electric, body-color, outside rearview—(left and right remote)
- Vision vanity mirror—passenger
- Lighted visor vanity mirror—driver
- Lighted visor vanity mirror—passenger
- 3rd seat

### Moldings

- Protective, body-side, color-coordinated
- Door-edge guards
- Lower, wide body-side molding (std. on Estate)
- Windsplit molding (std. on Estate)
- Woodgrain vinyl applique

### Paint

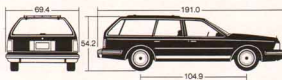
- Designers' Accent (N.A. with body-side stripes)
- Radios
- ETR AM-FM stereo without clock
- ETR AM-FM stereo with clock
- ETR AM-FM stereo with seek and scan and clock
- ETR AM stereo-FM stereo with seek and scan and clock
- Cassette and ETR AM-FM stereo with seek and scan, automatic reverse and search/repeat and clock
- Delete radio
- Speakers, extended range
- Antenna, automatic power

### Roofs

- Fip open, Vesta-Vent Removable Glass Sunroof
- Rear-window air deflector
- Roof rack
- Seats
- Cloth 55/45 notchback seats (Custom)
- Cloth 45/45 seats (Estate)
- 6-way power seat (driver only with 55/45 or 45/45 seats) (available with all seat types)
- Seatback recliner, manual—passenger
- Seatback recliner, manual—driver and passenger
- 3rd seat

- Special Equipment
- License plate mounting—front
- Standard option delete (available on Custom models only with notchback seats) (deletes rocker panel molding and front-seat armrest)
- Steering Wheels
- Sport
- Tilt steering column
- Stripes
- Body-side (should match interior trim color whenever possible)
- Suspensions
- Heavy-duty suspension
- Electronic level control
- Tires
- P185/75R14 Steel-belted, radial-ply, all-season whitewall
- P195/75R14 Steel-belted, radial-ply, all-season blackwall
- P185/75R14 Steel-belted, radial-ply, all-season whitewall
- Self-sealing
- Transmission
- Automatic transmission with overdrive
- Wheels and Wheelcovers
- Cast aluminum wheels (4)
- Custom locking wire wheelcovers
- Windows
- Power
- Cargo area vent
- Wipers
- 2-speed with low-speed delay feature
- Tailgate window washer/wiper

- N.A.—not available
- std.—standard



Decio AM-FM stereo with graphic equalizer, cassette, clock



Woodgrain vinyl applique



Roof rack



6-way power seat



Rear facing third seat

Model Availability	
Skyhawk Custom	Wagon S35
Skyhawk Limited	Wagon T35

Powertecams	
ENGINE	TRANSMISSION
<b>Skyhawk Custom Wagon/Skyhawk Limited Wagon</b>	
2.0 litre with Electronic Fuel Injection L-4 (standard)	4-speed Manual (standard)
	Automatic (available)
1.8 litre with Electronic Fuel Injection and Overhead Cam L-4 (available)	5-speed Manual Overdrive (available)
	Automatic (available)

Refer to the EPA mileage estimate and engine supplement chart included with this catalog.

Exterior Colors	
White	Beige
Silver Metallic	Light Brown Metallic
Gray Metallic	Brown Metallic
Black	Russet Metallic
Light Blue Metallic	Red
Dark Blue Metallic	Dark Red Metallic

Dimensions	Custom		Limited	
	INCHES		INCHES	
Length	177.3	177.3		
Width	65.0	65.0		
Height	54.4	54.4		
Wheelbase	101.2	101.2		
Front Tread	55.4	55.4		
Rear Tread	55.2	55.2		
<b>Interior Front</b>				
Leg Room	42.2	42.2		
Head Room	38.3	38.3		
Shoulder Room	53.7	53.7		
Hip Room	49.0	49.0		
<b>Interior Rear</b>				
Leg Room	33.7	33.7		
Head Room	38.8	38.8		
Shoulder Room	53.8	53.8		
Hip Room	49.2	49.2		
<b>Cargo Volume Index</b>				
Cargo Area	CU. FT.	CU. FT.		
	64.4	64.4		
<b>Fuel Tank Capacity</b>				
Gasoline	GAL.	GAL.		
	13.6	13.6		
<b>Tailgate Opening</b>				
Width	48.3	48.3		
Height	30.1	30.1		
<b>Maximum Cargo Length at Floor</b>				
Length	67.3	67.3		



Electronic Touch Climate Control



Forged aluminum wheel




Rear-window defogger



Delco AM-FM stereo with graphic equalizer, cassette, clock

Standard Equipment	
<b>Engine/Chassis</b> <ul style="list-style-type: none"> <li>2.0 litre EFI L-4 engine</li> <li>4-speed manual transmission—floor-mounted shift</li> <li>Front-wheel drive</li> <li>Electronic Fuel Injection</li> <li>Delco Freedom II Plus Battery</li> <li>Computer Command Control</li> <li>High-Energy Ignition</li> <li>Independent MacPherson strut front suspension</li> <li>Semi-independent trailing crank-arm rear suspension</li> <li>Computer rear seat springs</li> <li>Front stabilizer bar</li> <li>Manual rack-and-pinion steering</li> <li>Low-drag power brakes with front disc/rear drum</li> <li>Steel-bellied, radial-ply, all-season blackwall tires—P175/80R13</li> <li>One piece lift-up tailgate</li> </ul>	<ul style="list-style-type: none"> <li>Instrument gauges including voltmeter, oil pressure and temperature gauges and trip odometer (Limited)</li> <li>Extensive anti-corrosion measures</li> </ul> <b>Comfort and Convenience</b> <ul style="list-style-type: none"> <li>Cloth bucket seats (Custom)</li> <li>Limited level cloth bucket seats (Limited)</li> <li>Front seat armrest (Limited)</li> <li>Driver and front passenger seatback recliners</li> <li>Adjustable front seat headrests</li> <li>Split, folding rear seatback</li> <li>Front, side-window defogger outlets</li> <li>Covered coin holder in instrument panel</li> <li>Gas hood and tailgate struts</li> <li>Dual horns (Limited)</li> <li>Delco push-button 2000 Series AM radio with dual front speakers (may be deleted for credit)</li> </ul>
<ul style="list-style-type: none"> <li>Fixed-mast antenna</li> <li>Seat belt and ignition key electronic tone warning</li> <li>Multi-function control lever with turn signal, headlamp high/low beam control and windshield wiper/washer control</li> <li>Lights: door-operated dome, instrument panel courtesy, ashtray, glove box, load area and engine compartment</li> <li>Rear doorjamb switch</li> <li>Roll-down rear door windows</li> <li>Fluidic windshield washer system</li> <li>2-speed wipers</li> <li>Side-frame jack</li> <li>Compact spare tire</li> <li>Gas hood and tailgate struts</li> <li>Acoustic insulation package (Skyhawk Limited)</li> <li>Rear-window air deflector</li> </ul> <b>Appearance and Protection</b> <ul style="list-style-type: none"> <li>Belt reveal moldings</li> </ul>	<ul style="list-style-type: none"> <li>Wide rocker appearance moldings</li> <li>Wraparound protective moldings</li> <li>Wheel opening moldings—front and rear</li> <li>Roof drip moldings</li> <li>Black with bright trim, door and window frames</li> <li>Deluxe wheelcovers</li> <li>Styled black, outside rearview mirror—left hand manual</li> <li>Custom steering wheel (Custom)</li> <li>Limited steering wheel (Limited)</li> <li>Color-coordinated seat and shoulder belts and buckles</li> <li>Glove compartment lock</li> <li>Inside hood lock release</li> <li>Cut-pile carpeting—front and rear</li> <li>Load area carpet</li> <li>Plastisol paint protection</li> </ul>

Available Equipment			
<b>Air Conditioning</b> <ul style="list-style-type: none"> <li>Air conditioner</li> <li>Electronic Touch Climate Control</li> </ul> <b>Battery</b> <ul style="list-style-type: none"> <li>Heavy-duty</li> </ul> <b>Cruse-Cloutier Control</b> <ul style="list-style-type: none"> <li>Electronic</li> </ul> <b>Defogger</b> <ul style="list-style-type: none"> <li>Rear-window, electric</li> </ul> <b>Engines</b> <ul style="list-style-type: none"> <li>1.8 litre OHC, EFI L-4</li> <li>California Assembly Line Emission Equipment and Testing (required in California)</li> <li>Engine block heater</li> <li>85-amp Delcotron</li> <li>94-amp Delcotron</li> <li>Heavy-duty radiator</li> </ul> <b>Floor Coverings</b> <ul style="list-style-type: none"> <li>Front carpet savers</li> <li>Rear carpet savers</li> <li>Front carpet savers with inserts</li> <li>Rear carpet savers with inserts</li> <li>Soft-Ray tinted</li> </ul> <b>Instrumentation</b> <ul style="list-style-type: none"> <li>Headlamps on indicator</li> <li>Instrument gauges (std. on Limited)</li> <li>Instrument gauges and tachometer</li> <li>Trip odometer (std. on Limited)</li> </ul>	<b>Lights</b> <ul style="list-style-type: none"> <li>Front-seat reading lamps</li> <li>Tungsten-halogen headlamps</li> </ul> <b>Locks</b> <ul style="list-style-type: none"> <li>Electric door</li> <li>Remote control, electric tailgate lock</li> </ul> <b>Mirrors</b> <ul style="list-style-type: none"> <li>Remote-control, black, outside rearview (left)</li> <li>Remote-control, black, outside rearview (left remote, right manual)</li> <li>Electric, black, outside rearview (left and right remote)</li> <li>Visor vanity mirror—passenger</li> <li>Lighted visor vanity mirror—driver</li> </ul> <b>Moldings</b> <ul style="list-style-type: none"> <li>Door-edge guards</li> </ul> <b>Paint</b> <ul style="list-style-type: none"> <li>Designers' Accent (N.A. with body-side stripes)</li> </ul>	<b>Radios</b> <ul style="list-style-type: none"> <li>ETR AM-FM stereo without clock</li> <li>ETR AM-FM stereo with clock</li> <li>ETR AM-FM stereo with seek and scan and clock</li> <li>ETR AM stereo-FM stereo with seek and scan, automatic reverse and clock</li> <li>Graphic Equalizer, cassette and ETR AM stereo-FM stereo with seek and scan, automatic reverse with search/repeat and clock</li> <li>Delete radio</li> <li>Speakers, extended range</li> <li>Antenna, automatic power</li> </ul> <b>Roofs</b> <ul style="list-style-type: none"> <li>Roof rack</li> </ul> <b>Seats</b> <ul style="list-style-type: none"> <li>6-way power—driver</li> </ul> <b>Special Equipment</b> <ul style="list-style-type: none"> <li>Acoustic package (std. on Limited)</li> <li>License plate mounting—front</li> <li>Rear compartment security cover</li> <li>Steering</li> <li>Power</li> </ul> <b>Steering Wheels</b> <ul style="list-style-type: none"> <li>Sport</li> <li>Tilt steering column</li> </ul> <b>Stripes</b> <ul style="list-style-type: none"> <li>Body-side (should match interior trim whenever possible)</li> </ul>	<b>Suspensions</b> <ul style="list-style-type: none"> <li>Heavy-duty suspension</li> </ul> <b>Tires</b> <ul style="list-style-type: none"> <li>P175/80R13 Steel-bellied, radial-ply, all-season whitewall</li> <li>P195/70R13 Steel-bellied, radial-ply, all-season blackwall</li> <li>P195/70R13 Steel-bellied, radial-ply, all-season whitewall</li> <li>P195/70R13 Steel-bellied, radial ply, all-season white letter</li> <li>Self-sealing</li> </ul> <b>Transmissions</b> <ul style="list-style-type: none"> <li>4-speed manual</li> <li>5-speed manual</li> <li>Automatic</li> </ul> <b>Wheels and Wheelcovers</b> <ul style="list-style-type: none"> <li>Styled cover with trim ring</li> <li>Custom locking wire wheelcovers</li> <li>Forged aluminum wheels (4)</li> </ul> <b>Windows</b> <ul style="list-style-type: none"> <li>Power</li> <li>Wipers</li> <li>2-speed with low-speed delay feature</li> <li>Tailgate wiper/washer</li> </ul> <p>N.A.—not available std.—standard</p>



Skyhawk Limited with automatic transmission

## Safety Equipment

### Occupant protection.

Manual lap/shoulder belts for driver and right front passenger (driver side includes visual and audible warning system).

Manual lap belts at each rear seat position (and center front, when applicable).

Energy-absorbing steering column.

Passenger-guard inside door lock handles.

Safety interlocking door latches.

Safety armrests.

Inertia-locking, folding front seat backs.

Energy-absorbing instrument panel.

Energy-absorbing tops, front seats.

Safety strength seat attachments.

Smooth contoured door and window regulator handles.

Dual sun visors.

Laminated safety windshield glass and tempered safety side and rear window glass.

Head restraints, driver and right front passenger (adjustable/integral).

Pressure lock radiator cap.

### Accident avoidance.

Side marker lights and reflectors.

Parking lamps that illuminate with headlamps.

Backup lights.

Windshield defroster, washer and dual-speed wipers.

Four-way hazard warning flasher.

Directional signal control and lane change feature.

Inside rearview mirror with vinyl-bonded glass.

Brake system with dual master cylinder and warning light.

without notice, in prices, colors, materials, equipment, specifications and models. Check with your Buick dealer for complete information.

### A word about assembly, components and optional equipment in these Buick products.

The Buicks described in this catalog are assembled at facilities of General Motors Corporation operated by Buick or GM Assembly Division. These vehicles incorporate thousands of different components produced by various divisions of General Motors and by various suppliers to General Motors. From time to time during the manufacturing process, it may be necessary, in order to meet public demand for particular vehicles or equipment, or to meet federally mandated emissions, safety and fuel economy requirements, or for other reasons, to produce Buick products with differently sourced components than initially scheduled. All such components have been approved for use in Buick products and will

provide the quality performance associated with the Buick name.

provide the quality performance associated with the Buick name.

Outside, left, rearview mirror (right also standard where applicable).  
Starter safety switch.  
Dual action hood latch system (except on Electra).  
Low-glare finish on instrument panel top, inside windshield moldings, wiper arms/blades, metallic steering wheel surfaces.

Tires with built-in tread-wear indicators.

Audible brake lining wear indicators, all disc brakes.

Safety road wheel rims.

Self-adjusting brake feature.

Illuminated heater and defroster controls.

Illuminated windshield wiper and washer controls (if on instrument panel).

Pressure-relief fuel cap.

### Anti-theft.

Audible reminder for ignition key removal.

Anti-theft steering column lock.

Remote inside hood release.

Anti-theft key system (separate key for ignition only).

Visible vehicle identification number.

### "Let's get it together... buckle up?"

Every new 1985 Buick delivered by a Buick dealer in the United States comes with a one year, \$10,000 seat belt insurance certificate from MIC General Insurance Corporation at no additional charge. \$10,000 will be paid to the estate of any occupant who suffers fatal injuries as a result of an accident involving that vehicle while wearing a GM seat belt. Buckle up every time you drive.



### Buy or lease a Buick.

Many Buick dealers offer you the opportunity to buy or lease a Buick. Ask about their leasing arrangement. It may be right for you.

### The GM Protection Plan.

It offers service protection in addition to that provided by GM's new-vehicle limited warranty. Coverage is currently available only in U.S.A. and Canada for the 1985 model year. See your Buick dealer for details.

### Important:

#### A word about this catalog.

We have tried to make this catalog as comprehensive and factual as possible and we hope you find it helpful. However, since the time of printing, some of the information you will find here may have been updated. Also, some of the equipment shown or described throughout this catalog is available at extra cost. Your dealer has details, and before ordering, you should ask him to bring you up to date.

The right is reserved to make changes at any time,

### A word about engines.

Some Buicks are equipped with engines produced by other GM divisions, subsidiaries or affiliated companies worldwide. See your dealer for details or please refer to the Buick powerteam engine chart on the insert provided to your dealer with this catalog.

### A word about the Buick Product Information Center.

If you are interested in further details about the contents of this catalog or any Buick product, we have developed a personal, informative communication service called the Buick Product Information Center. For information, call toll free 1-800-85-BUICK (1-800-852-8425). We can tell you everything you need to know to make an informed decision to buy.

