

DATSUN MAXIMA

PRODUCT OF NISSAN



Datsun Maxima. Luxury that speaks for itself.

Maxima. It surrounds you with soft velour and rich Saxony carpeting. Whisks you through winding lanes with the effortless grace of a thoroughbred. It represents nothing less than mastery of the art of motion.

The power comes from a superb overhead-cam, fuel-injected, 2.4-liter engine derived from the legendary 240-Z. On Sedans, the brakes are all discs, with ventilated ones in front. And where you'd

expect to find a radio, Maxima provides a complete digital electronic stereo entertainment center.

There's much more, of course. So when you're ready to learn about the state of the art in high-performance luxury sedans, put yourself behind the wheel of a Maxima. It's a car that speaks for itself.



2

3



The elegant Datsun Maxima Sedan.

Diesel Maxima. The last word in efficiency.

The consummate luxury of Maxima and the superb fuel efficiency of the Nissan diesel engine.* It's an ideal combination.**

The engine is a smooth-running 2.8-liter overhead-cam six that starts quickly and easily. The acceleration is effortless on highways or city streets because this diesel was designed right from the start to power an automobile as luxurious as the Maxima. And on the road it's so quiet you'll have to remind yourself

that you're driving a diesel.

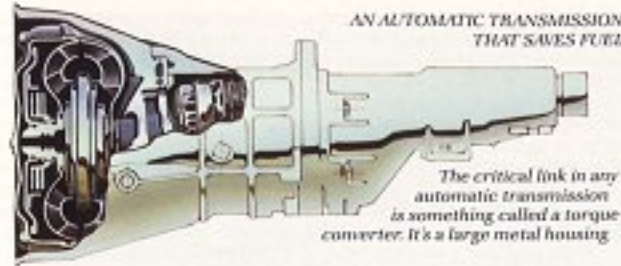
For all its efficiency, though, the Diesel Maxima still offers total luxury. Like the gasoline-powered Maximas, it has a vocalized warning system that tells you aloud the things you need to know about low fuel level, keys left in the ignition and four other functions.

There's plush Saxony carpeting on the floor, rich velour upholstery on the seats. There are all the electronic conveniences, including

power door locks, power windows and 4-speaker AM/FM digital stereo and cassette tape with balance and fader controls, seek and scan features and automatic antenna that goes up and down when you turn the radio on and off.

The Diesel Maxima is available as a 4-Door Wagon or a 4-Door Sedan. Either way, it's proof you don't have to give up quality or luxury to get fuel efficiency.

**Diesel Maxima not available in some areas.



that's filled with fluid and a pair of turbine rotors. It's smooth but a little inefficient because it's a fluid coupling. Since the liquid is what's driving your car, you never get out as much power as you put in.

The Maxima has an optional automatic transmission that solves that problem neatly and efficiently. When the car reaches road speed (around 40 mph) a mechanical clutch locks up the connection between the engine and the drive gears.

Fuel efficiency is maximized so that the mileage with our lock-up torque converter is not far below that of our manual transmission models.

5



The luxurious Diesel Maxima Sedan.



A. Maxima has bright halogen headlights to light the way.

MAXIMA'S DIESEL: A DESIGN MASTERPIECE.

Maxima's diesel engine is a truly remarkable powerplant. It's an overhead-cam engine with six cylinders for outstanding acceleration and quiet operation with diesel fuel efficiency.

Fuel is sprayed into the cylinders by the very latest in fuel injector pumps. Most diesels have what amounts to a separate pump for each cylinder, making it extremely difficult to balance fuel input perfectly. But the Diesel Kiki-Bosch pump on Maxima is a distributor type. The same pump feeds all six cylinders.

There's a pre-combustion swirl chamber in each cylinder to improve efficiency and an electric glow plug in each cylinder to help you start fast, even in cold weather.

The Nissan diesel. For a car as extraordinary as the Maxima, you'd expect nothing less than a masterpiece like this.

*See EPA estimates, page 21.



Datsun Maxima. There's nothing ordinary about it.

Even before you open the door, the Maxima hints at what's in store. As you begin to lift the door handle, the courtesy lights come on inside to greet you. After you're in and have shut the door, they linger for another ten seconds so you're not left fumbling in the dark.

And that's just the beginning. Slip into the driver's seat and notice the rich velour upholstery. Kick off your shoes and let your feet sink into the deep, soft Saxony carpeting

standard in every Maxima. Now reach for the instrument panel and try the stereo.

It sounds like the finest home equipment, with its powerful amplifier, four speakers and balance and fader controls. The station selectors are electronic so you can program in five AM and five FM stations. There are seek and scan features and an antenna that goes up automatically when you turn the radio on and comes down when you turn

it off. And of course there's a cassette tape deck.

Above you, in gasoline-powered models, is a steel sliding-panel sun roof that opens and closes electrically and puts up a wind deflector automatically.

And best of all, it has the built-in reliability that's a part of Nissan quality. It's because we are driven to offer you a car that can be described in a single word: extraordinary.



A. Gas-powered Maxima Wagons have an electric sun roof.
B. Cruise Control, with new resume feature, is standard.
C. Central door unlocking, power window and antenna controls are right where you'd want, in the center console.
D. Maxima four-speaker AM/FM stereo has digital readout, balance and fader controls and cassette tape deck.



A. All controls are right at hand in the Maxima Sedan.
B. Your indispensable trifles will find a home in the door map pocket that's standard on every Datsun Maxima.

MAXIMA'S FOUR-WHEEL DISC BRAKES

Every Maxima Sedan comes with power-assisted disc brakes on all four wheels. That's good, because disc brakes are totally self-adjusting and self-drying in wet weather.

But what's even better is the fact that the front disc brakes, where most of the braking is done, are ventilated.

Each disc has a hollow core with air tunnels cast in. Centrifugal action forces cooling air through these tunnels, taking it in at the hub and forcing it out through the holes all around the outer rim of the disc. That helps fight brake fade under heavy braking.

As a bonus, discs are lighter than drums, which contributes to better handling and fuel efficiency.*

*See EPA estimates, page 11.



The Maxima Sedan interior, shown with optional 3-speed automatic transmission.

Maxima Wagons. Take your pick of gas or diesel power.

A lot of wagons have the equation backwards: they drive like trucks and haul like sedans. The Maxima Wagons are different.

Whether you select the 2.4-liter gasoline engine or the 2.8-liter diesel, you get horsepower to spare around town or on the highway.* And the handling is light and precise, because of Maxima's power-assisted rack-and-pinion steering.

Inside, the luxury is all there, including a cavernous load area that's fully carpeted in rich cut-pile carpeting. The split, fold-down rear seat backs provide maximum flexibility and they even recline for passenger comfort.

And of course there's the amazing vocalized warning system that actually talks to tell you of things like low fuel level or doors left ajar. Six functions in all.

Quadbeam rectangular halogen headlights show the way in the dark of night. And, in the gasoline-powered model, there's a sliding metal sun roof that glides open or shut at the touch of a switch.

Finally, the Maxima Wagons are built with uncompromising Nissan quality. We are driven to offer you wagons that are designed right, made right and equipped right.

*Diesel Maxima not available in some areas.

"Lights are on"

"Fuel level is low"

"Parking brake is on"

"Right door is open"

"Left door is open"

"Key is in the ignition"

MAXIMA'S VOCALIZED WARNING SYSTEM

Until now, buzzers and flashing lights have alerted drivers to important conditions in their cars. And it was effective, if not terribly sophisticated. But now Maxima has an electronic sensor unit combined with a recorded voice to tell you in plain English exactly what's going on. There's even a silencer switch for all but the key function. If you'd rather depend on Maxima's warning lights. Ultimate refinement? Of course. That's what Maxima's all about.

8

9



The Datsun Maxima Wagon, shown with optional two-tone paint.



A. The split, fold-down rear seat backs in the Maxima Wagon also can be reclined for passenger comfort.
B. Maxima Wagon's big, roomy load area is fully carpeted.
C. Standard equipment on every Maxima includes a remote opener for the fuel filter door and hatch or deck lid.
D. All Diesel Maximas have a movable spot map light.

Datsun for 1982. The technology of excellence.

With every model year, Nissan's designers and engineers face an array of challenges. Some of them are old and familiar; some new and fascinating: how to make a more fuel-efficient engine; how to provide smoother ride; better handling; more comfort for your dollar.

In meeting the challenges, they bring to bear the full force of modern technology from disciplines as diverse as electronics and aerodynamics.

Their tools are microchips and wind tunnels. Computers and dynamometers. And most of all, the imagination of the human mind.

Throughout this book you have seen some examples of the results they have achieved. Taken individually,

these design features are valuable contributions to your enjoyment of your new Datsun.

But taken as a whole, they represent something even more promising. They represent what can be accomplished when technology is harnessed to the pursuit of excellence.

10

ZERO SCRUB-RADIUS STEERING GEOMETRY

Most cars have positive scrub-radius steering, which gives them a tendency to "pull" the steering wheel if you have a flat, if you brake while you're turning the steering wheel or if one of the front tires hits a slick spot.

Maxima's zero scrub-radius steering cures that. Look at the picture here and you'll see that the difference is the angle of the steering pivot.

If the pivot line points toward a spot inside of the place where the tire contacts the road, you've got positive scrub-radius (left picture), and you've got a car that can try to steer itself in the conditions mentioned above.

But if the pivot line points straight at that contact patch, as in the Maxima, you've got zero scrub-radius (right picture), and a car that leaves the steering up to you.





MAXIMA PERFORMANCE FROM A SPORTS CAR ENGINE

The secret of the gasoline-powered Maxima's outstanding performance is its engine, the latest evolution of the legendary Datsun 240-Z sports car engine.

It's a six-cylinder, fuel-injected, 2.4-liter overhead-cam design that provides smooth acceleration perfectly suited to a luxurious car like Maxima.

You may remember the stir the 240-Z created when it first came out and showed America a whole new kind of performance. Now drive a Maxima and see what all the excitement was about.



Genuine Datsun Accessories: Your Assurance of Quality.

For nearly fifty years, Nissan Motor Co., Ltd. has been building Datsun cars and trucks with a single-minded devotion to quality.

That's why your Datsun deserves only Genuine Datsun Accessories. Every accessory is thoroughly tested and inspected for fit, workmanship and overall adaptability to your Datsun.

It's this kind of drive and dedication to excellence that's your assurance of quality in every Genuine Datsun Accessory.

EXTERIOR ACCESSORIES

A. Mag-Style Aluminum Alloy Wheels. Put them on your Maxima Wagon and it's show time.

B. Deck Rack. Beautifully designed for your Maxima Sedan. Stainless steel and polished chrome.

C. Roof Rack. Give your Maxima Diesel Wagon even more carrying capacity.

D. Halogen Fog Lights. They slice through the fog like a knife. Helpful in any weather.

(NOT SHOWN.)

Car Cover. Protect your investment with a custom-fitted cover to keep away salt air, smog and weather.

Engine Block Heater. An easy way to ensure fast starts in cold weather. Just plug it into an electrical outlet.

Wheel Lip Moldings. Stainless steel so they're durable as well as handsome.

Resin Glaze and Touchup Paint. Helps keep your finish looking showroom-new.

INTERIOR ACCESSORIES

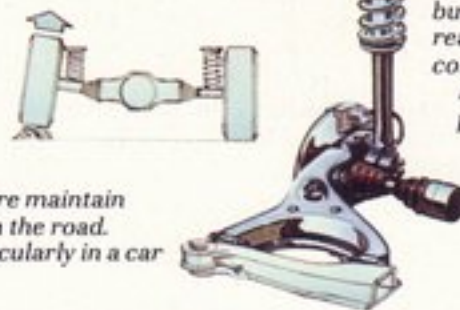
E. Storage Cover. Retractable and color-coordinated. Puts what you're carrying out of sight.

F. Floor Mats. Color-coordinated. Easy-to-clean, carpeted design is long-lasting and beautiful.

MAXIMA SEDAN'S
INDEPENDENT REAR SUSPENSION

Independent rear suspension permits each rear wheel to react to bumps on its own. That provides two very important benefits:

First, it helps each tire maintain maximum contact with the road. That's important, particularly in a car



that's designed to handle as precisely and responsively as the Maxima.

Second, because the mass of one wheel reacting to a bump is a good deal less than the mass of the whole rear suspension reacting, it's easier to control an uncomfortable jolt to the passengers.

Independent rear suspension is just one more example of the commitment to quality that sets Nissan apart. We are driven to offer you a car with both better handling and smoother ride because we know you'd expect nothing less in a Datsun.

	Diesel ¹ Maxima Sedan	Diesel ¹ Maxima Wagon	Maxima Sedan	Maxima Wagon
MECHANICAL FEATURES				
Engine				
2.4-liter fuel-injected (2,393cc) 6-cylinder OHC	—	—	STD	STD
2.8-liter (2,783cc) 6-cylinder OHC diesel	STD	STD	—	—
3-way catalytic converter	—	—	STD	STD
Electrical				
Solid-state voltage regulator	STD	STD	STD	STD
Maintenance-free battery, 12V, 60AH	—	—	STD	STD
Low-maintenance battery, 12V, 80AH	STD	STD	—	—
Fully transistorized ignition	—	—	STD	STD
Transmission				
5-speed overdrive manual with 3.545 final drive ratio	STD	—	STD	—
3-speed automatic with lock-up torque converter and 3.364 final drive ratio	OPT	STD	—	—
3-speed automatic with lock-up torque converter and 3.545 final drive ratio	—	—	OPT	STD
Brakes, Steering & Suspension				
Power-assist ventilated front disc/rear disc brakes	STD	—	STD	—
Power-assist ventilated front disc/rear drum brakes	—	STD	—	STD
Back-and-pinion power-assist steering	STD	STD	STD	STD
Tilt adjustable steering column	STD	STD	STD	STD
Front suspension: Independent MacPherson strut with zero scrub radius	STD	STD	STD	STD
Rear suspension: Fully independent semi-trailing arm	STD	—	STD	—
Rear suspension: Semi-elliptic leaf spring live axle	—	STD	—	STD
Wheels & Tires				
5 1/2 J 14 aluminum alloy wheels	STD	—	STD	—
5 J 14 steel wheels	—	STD	—	STD
Wire wheel covers	—	STD	—	STD
185/70 SR14 steel-belted radial whitewall tires	—	STD	—	STD
185/70 SR14 steel-belted radial blackwall tires	STD	—	STD	—
EXTERIOR FEATURES				
Wipers/Washers				
2-speed windshield wipers plus variable intermittent speed	STD	STD	STD	STD
Rear-window wiper and washer	—	STD	—	STD
Windows				
Power windows	STD	STD	STD	STD
Tinted glass all around	STD	STD	STD	STD
Dark upper windshield band	STD	STD	STD	STD
Other				
Child-safety rear door locks	STD	STD	STD	STD
Centralized door locking	STD	STD	STD	STD

	Diesel ¹ Maxima Sedan	Diesel ¹ Maxima Wagon	Maxima Sedan	Maxima Wagon
EXTERIOR FEATURES (cont.)				
Quadbeam rectangular halogen headlights	STD	STD	STD	STD
Metal electric sun roof with automatic wind deflector	—	—	OPT	STD
Tinted dual mirrors with electric remote control	STD	STD	STD	STD
Pin striping	STD	STD	STD	STD
Protection package, including body side moldings and wheel lip moldings	STD	OPT	STD	OPT
INTERIOR FEATURES				
Courtesy Lights				
Cargo/trunk light	STD	STD	STD	STD
Glove box light	STD	STD	STD	STD
Lighted front ash tray and cigarette lighter	STD	STD	STD	STD
Illuminated entry system with delayed turnoff	STD	STD	STD	STD
Instruments				
Speedometer	STD	STD	STD	STD
Trip odometer	STD	STD	STD	STD
Tachometer	—	—	STD	STD
Fuel gauge	STD	STD	STD	STD
Coolant temperature	STD	STD	STD	STD
Oil pressure	—	—	STD	STD
Voltage	—	—	STD	STD
Quartz digital time/date clock with elapsed time feature	STD	STD	STD	STD
Warning Lights				
Parking brake/low fluid	STD	STD	STD	STD
Low fuel warning light	STD	STD	STD	STD
High beam indicator	STD	STD	STD	STD
Rear-window defroster	STD	STD	STD	STD
Auto Readout System: fasten seat belts; taillight/stoplight bulb failure; low washer fluid. Also exhaust maintenance sensor and door ajar on gas models. On Diesel models, glow plug/fuel contamination light is included.	STD	STD	STD	STD
Air Conditioning/Heating/Ventilation				
Fully integrated air conditioning	STD	STD	STD	STD
Bi-level heater/defroster, 4-speed fan	STD	STD	STD	STD
Side-window defoggers	STD	STD	STD	STD
Electric rear-window defroster	STD	STD	STD	STD
Seating				
Lowback reclining front bucket seats with adjustable head restraints	STD	STD	STD	STD
Tilt-adjust front-seat cushions	STD	STD	STD	STD
Driver's seat adjustable lumbar support	STD	STD	STD	STD
Split fold-down rear seat backs (reclining)	—	STD	—	STD

	Diesel ¹ Maxima Sedan	Diesel ¹ Maxima Wagon	Maxima Sedan	Maxima Wagon
INTERIOR (cont.)				
Other				
Vocalized warning system	STD	STD	STD	STD
Cruise Control with resume feature	STD	STD	STD	STD
Rear-seat center armrest	STD	—	STD	—
Large center console with storage and lid	STD	STD	STD	STD
Covered vanity mirror, both visors	STD	STD	STD	STD
Saxony carpeting	STD	STD	STD	STD
Full carpeting for trunk/cargo area	STD	STD	STD	STD
Inside hood release	STD	STD	STD	STD
Remote trunk/cargo door opener	STD	STD	STD	STD
Remote fuel-filler door opener	STD	STD	STD	STD
AM/FM digital multiplex 4-speaker stereo with seek and scan feature, speaker balance and fader controls and cassette tape deck	STD	STD	STD	STD
Automatic electric antenna	STD	STD	STD	STD
SAFETY FEATURES				
Energy-absorbing steering column	STD	STD	STD	STD
Front seat-belt warning light	STD	STD	STD	STD
Dual brake system	STD	STD	STD	STD
Impact-absorbing bumpers	STD	STD	STD	STD
4-way hazard warning lights	STD	STD	STD	STD
Steering column lock	STD	STD	STD	STD
Backup lights	STD	STD	STD	STD
Safety door locks	STD	STD	STD	STD
DIMENSIONS AND WEIGHT¹				
Wheelbase (in.)	103.4	103.4	103.4	103.4
Length (in.)	183.3	186.8	183.3	186.8
Width (in.)	65.2	65.2	65.2	65.2
Height (in.)	54.5	55.7	54.5	55.7
Curb weight**	3023	3120	2794	2897
Fuel capacity (gal.)	16.4	15.9	16.4	15.9
Horsepower†	80	80	120	120
1982 E.P.A. ESTIMATED MAXIMA MPG				
	Diesel Maxima		Maxima	
	Automatic	5-speed	Automatic	5-speed
49-States HWY MPG/EST MPG	38/(28)	42/(30)	28/(21)	34/(22)
California HWY MPG/EST MPG	38/(28)	42/(30)	28/(21)	34/(22)
1982 E.P.A. estimates. Remember: Compare these estimates to the "estimated MPG" of other cars. You may get different mileage, depending on how fast you drive, weather conditions and trip length. Also remember that your actual highway mileage will probably be less than the EPA estimated highway fuel economy.				
¹ Diesel models not available in some areas. ² Vehicles with optional equipment or California emissions equipment will be slightly heavier. ³ Gas engine: 5200 rpm. Diesel: 4600 rpm.				
All illustrations and specifications in this catalog are based on the latest product information available at time of publication. Nissan Motor Corporation in U.S.A. reserves the right to make changes at any time, without notice, in prices, colors, materials, equipment, specifications and models, and to discontinue models or equipment. For information on additional options and accessories, contact your Datsun dealer. All specifications, options and accessories shown in this catalog apply to the 49 states. Specifications, options and accessories may differ in Hawaii, U.S. territories and other countries.				

From Nissan with pride.

Nissan Motor Co., Ltd., manufacturer of Datsun cars and trucks, has a firm commitment to quality. The depth of that commitment is apparent in every Datsun sold.

It starts with a concept that takes into account the function of the car; the comfort of the user and the kind of driving that will be done with it.

It includes design excellence. The kind of technical achievements and innovations you've seen throughout this brochure. Nissan's engineers never stop looking for ways to apply the latest technology to the car you'll be driving.

And it includes the kind of meticulous construction and relentless testing that go into every single Datsun. Production lines aren't just a chain of individual jobs. They're teamwork, with every person on the line entitled to stop the production if a problem comes up. Nissan workers have the right—indeed, are expected—to check the quality of the pieces they're given to work on. And rigorous tests, including dumping tons of high-pressure water on the finished vehicle, are conducted on every single Datsun car and truck.

All of that is why we say we are driven to offer you vehicles built to last. To conserve energy. To meet your expectations. Cars and trucks built with pride.

DATSUN
WE ARE DRIVEN

PRODUCT OF NISSAN

