

Honda

06 Pilot





**Nature rewards
the rugged.**

And you get bonus points for being civilized about it.

Adventure calls.

Have enough muscle to respond.



Pilot EX-L shown in Amazon Green Metallic.

You choose.

As versatile as you want.



Pilot 2WD LX

- 244-hp, 3.5-liter i-VTEC[®] V-6 engine with Variable Cylinder Management[™] (VCM[™])
- 5-speed automatic transmission
- 4-wheel disc brakes with ABS and Electronic Brake Distribution (EBD)
- Brake Assist
- Tire Pressure Monitoring System (TPMS)
- Dual-stage, dual-threshold front airbags (SRS)
- Front side airbags with Occupant Position Detection System (OPDS)
- Three-row side curtain airbags with rollover sensor
- Vehicle Stability Assist (VSA[®]) with traction control
- Body-colored body side molding
- 60/40 split flat-folding 2nd- and 3rd-row bench seats
- 16-inch painted alloy wheels



Pilot's combination of energetic performance, excellent handling and rugged reliability makes it **ideal** for all your adventures. The experts agree. It's won the large SUV class in *Car and Driver's* "5Best" Trucks in '05—and every other year since its release.¹ For '06, Pilot offers more style, technology and safety—plus a **new 2WD model**, too.

Pilot 2WD EX

Adds to or replaces 2WD LX features:

- Driver's seat with 8-way power adjustment
- AM/FM/XM Ready[®] 2/6-disc in-dash CD audio system with 7 speakers, including subwoofer
- Front and rear synchronized automatic climate control system
- Unique 16-inch alloy wheels
- Fog lights

Pilot 2WD EX-L

Adds to or replaces 2WD EX features:

- Moonroof, leather-trimmed interior, rearview mirror with electronic compass (except navigation-equipped models), leather-wrapped steering wheel, heated front seats and side mirrors, and XM[®] Satellite Radio²
- Available Honda Satellite-Linked Navigation System[™] with Voice Recognition, off-road tracking and rearview camera³
- Available Honda DVD Entertainment System³

Pilot 4WD LX/EX/EX-L

Adds to or replaces 2WD features:

- 244-hp, 3.5-liter VTEC[®] V-6 engine
- Variable Torque Management[®] 4-wheel-drive system (VTM-4[®])



Thanks to 60/40 split seats that fold flat in seconds, Pilot switches easily from a **comfortable** cabin for people to a spacious cargo carrier. With the second- and third-row seats folded down, Pilot offers up an **impressive** 87.6 cu. ft. of cargo area⁴ to handle large or bulky items.* In fact, the flat floor space in the cargo area is more than four feet wide.

Now playing.

Also working and relaxing



Available moonroof features a sunshade.



Second-row activity tray in EX model



Storage pockets located in every door.



Rear climate control and power outlet.

Rear-seat passengers can adjust the temperature in the back. In DVD-equipped models, a new 115-volt power outlet can provide current for various electronic devices like a laptop or game console.



6-disk-in-dash CD changer in EX model.

The front armrest flips up to provide access to a large storage area. It can hold as many as 13 CDs and also features a 12-volt power outlet and a cradle to keep your cell phone secure and handy.*

Covered storage protects small cargo.



Center console holds CDs and phone cradle.*



Available DVD system has a new 9" screen.

Small items like cameras or valuable electronics are safely out of view and secure in the rear underfloor storage area. And another 12-volt outlet nearby offers convenient power for many uses.



Pilot provides a **wealth of entertainment**. The LX offers a 120-watt AM/FM/CD audio system with 4 speakers. The EX has 155 watts, 7 speakers and a 6-disk CD changer. And with the available **DVD Entertainment System**,³ rear passengers choose their own audio or video source and listen in privacy to surround-sound headphones.

*Drive responsibly. State laws prohibit distracted driving.



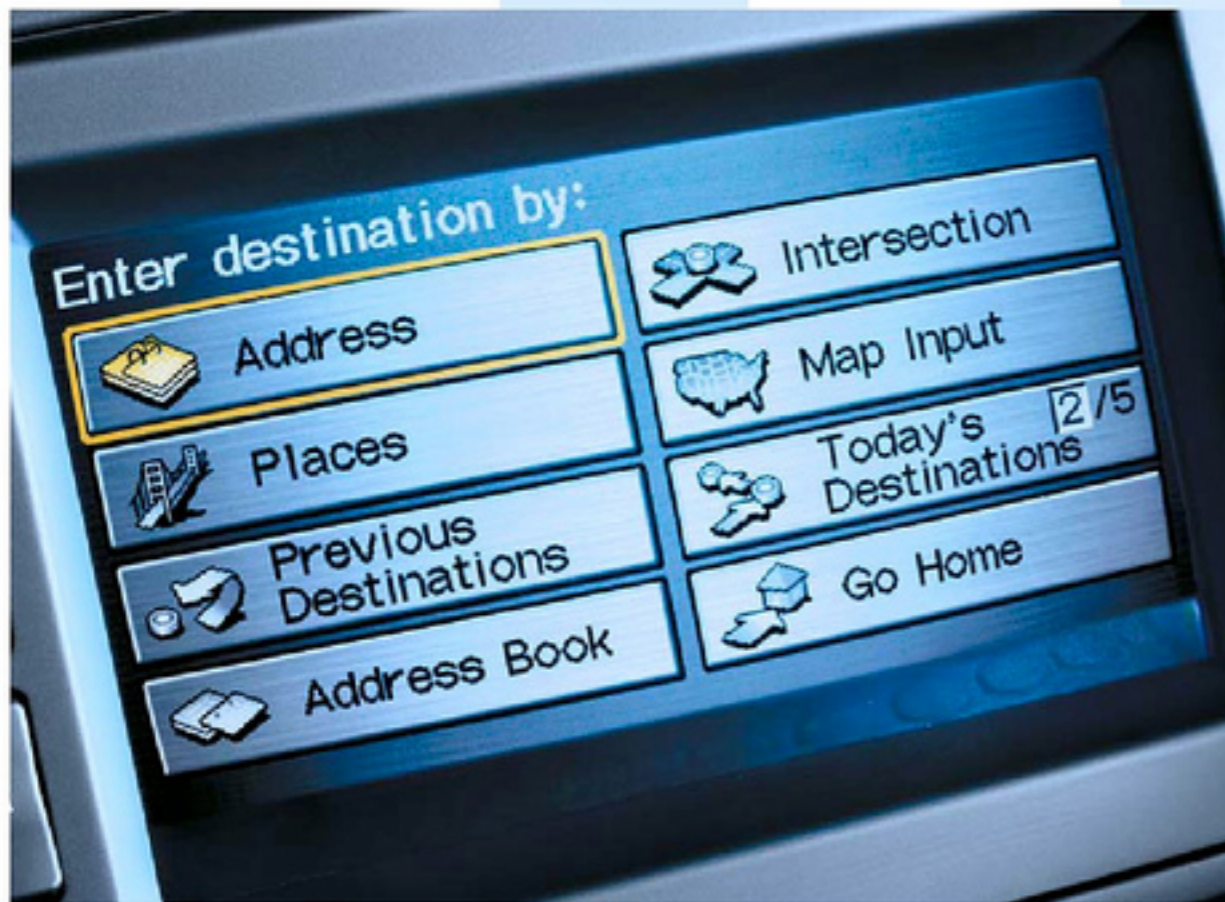
Pilot EX-L interior shown in Gray with available Honda Satellite-Linked Navigation System.²

Go places.

Including off the map.

Onboard guidance.

Some EX models are available with the Honda Satellite-Linked Navigation System.² It provides driving directions to virtually anywhere in the 48 contiguous states,* plus an 8-gigabyte database will direct you to 7 million points of interest.



Points of interest are listed by type or name. Big intersections are displayed in detail.

Pilot's cockpit is the **perfect control center** for adventure. The EX has an 8-way power driver's seat, while models with leather trim have heated front seats. And the available navigation system's new **voice-recognition** function can respond to over 600 voice commands.

Tracks back to your start point.

When traveling in rural areas or in designated off-road driving areas where no map is available, the system displays electronic "bread crumbs" onscreen to mark your path—so you can retrace your steps without worry or guesswork.



Off-planet radio.

Leather-trimmed models come with XM Satellite Radio,² with over 150 channels of digital-quality sound. All music channels are commercial-free. EX models are XM Ready² to accommodate an accessory receiver with ease.



*Some roads unverified. See the navigation system owner's manual for more details on coverage.

Power up.

Go, tow or just pass the slow.



Pilot EX-L shown in Steel Blue Metallic with accessory crossbars and towing package.⁹

ULEV-2 rated.

In addition to all that power, the Pilot earns an enviable rating as an Ultra-Low-Emission Vehicle.

VTEC gives you everything.

The variable valve timing and lift electronic control system gives you low-end torque and high-end power.

5-speed automatic transmission.

The electronically controlled 5-speed automatic delivers the power when you need it. The Grade Logic Control holds the ideal gear for conditions.

For fast response and **plenty of power** reserves, the 3.5-liter V-6 engine on 4WD models makes 244 hp and 240 lb.-ft. of torque – on **regular gas** – plus it can tow up to 4,500 lbs.⁹ The Programmed Fuel Injection and direct ignition system provide efficiency and power.



Pilot EX shown in Nighthawk Black Pearl.

The **4WD Pilot models** benefit from the ingenuity of Variable Torque Management (VTM-4). And every Pilot offers a rigid body that resists twisting and bending forces. Plus, the fully independent suspension provides **precise handling** as well as a surpassingly smooth, supple ride.



VTM-4 Lock[®] gets you under way. When circumstances require some extra traction—such as starting off in mud or snow—you can manually lock the rear differential with a button conveniently located on the Pilot's instrument panel.

Front differential for most driving.

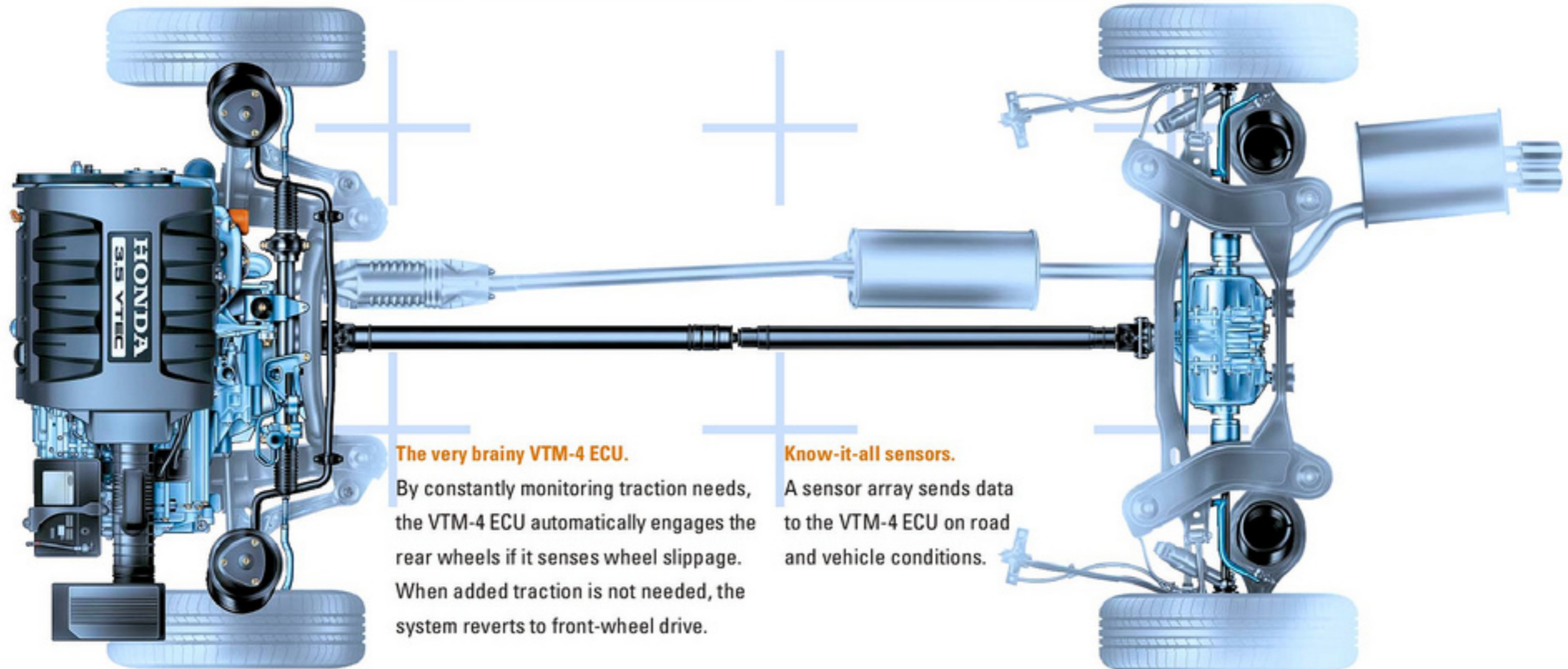
When extra traction isn't needed, VTM-4 directs all power to the front differential, boosting efficiency in daily use.

Center propeller shaft.

The propeller shaft always sends power back to the rear differential. But the rear wheels are not engaged until directed by the VTM-4 electronic control unit (ECU).

Rear differential always on call.

When added traction is needed, the VTM-4 ECU signals the rear differential magnetic clutches to engage, seamlessly transferring power to the rear wheels.



The very brainy VTM-4 ECU.

By constantly monitoring traction needs, the VTM-4 ECU automatically engages the rear wheels if it senses wheel slippage. When added traction is not needed, the system reverts to front-wheel drive.

Know-it-all sensors.

A sensor array sends data to the VTM-4 ECU on road and vehicle conditions.

*Drive responsibly. State laws prohibit distracted driving.

Powerfully efficient.

Presenting the smart utility vehicle



Pilot EX-L shown in Billet Silver Metallic.

The **new 2WD models** let you combine Pilot ruggedness with remarkable efficiency. Pilot 2WD models come with a standard Variable Cylinder Management (VCM) system that's been designed to boost **fuel economy*** without sacrificing power when and where you need it.

Six for power, three for economy.

Using an array of sensors and electronic controls, the VCM system activates or deactivates the three rear cylinders depending on the driver's demands.



Economical cruising.

While under light engine load conditions, the VCM system deactivates the three rear cylinders by pausing the fuel injection and leaving the valves closed. This pioneering design helps use less fuel and save you money.

Power on demand.

Under acceleration or with a full load, all six cylinders are activated to provide you with the 3.5-liter's full rating of 244 hp. You'll have all the power and torque for towing,[†] passing or merging on to the highway.





Honda/Karco Engineering LLC crash test shown.

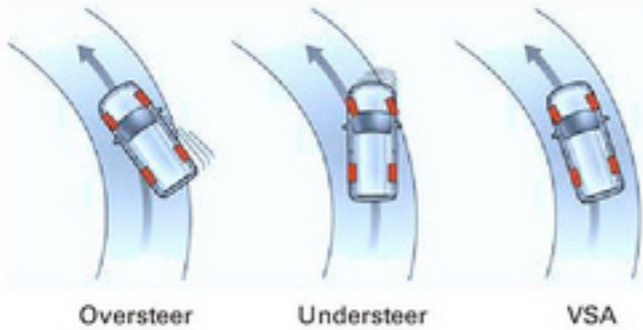

Peace of mind.

Safety for Everyone.

In the lab and the real world.

Laboratory crash testing goes a very long way toward creating rigid structures that help promote occupant protection. Those results, however, are always verified by what happens out in the real world. The combination results in industry-leading crashworthiness and safety.

As evidence of Honda's dedication to safety, the Pilot has received a **5-star** rating in frontal- and side-impact testing by the National Highway Traffic Safety Administration (NHTSA)*. In fact, **several Honda models** have earned a 5-star crash-test rating, the highest possible from NHTSA.



Dynamic safety with VSA and ABS.

The Vehicle Stability Assist (VSA) system senses oversteer or understeer conditions and takes appropriate measures to help keep you on your intended course. ABS helps you to maintain steering control during hard braking. And Brake Assist can help in an emergency situation.

*National Highway Traffic Safety Administration: June 2002. Model tested with standard side-impact airbags. Government star ratings are part of the National Highway Traffic Safety Administration's (NHTSA) New Car Assessment Program (NCAPI), found at Safercar.gov.

Side curtain airbags for added safety.

All 2006 Pilot models have 3-row side curtain airbags standard. They deploy in the event of a sufficient side impact or when a sensor detects a vehicle rollover.



Front and front side airbag system.

Protection is important, so all models feature a standard dual-stage, dual-threshold front airbag system combined with front side airbags as well.[†]

†Front airbags inflate and deflate in a fraction of a second.



Watch your back.

Pilot models with the navigation system feature a standard rearview camera that helps you watch for obstacles when you select reverse gear.

†Honda reminds you and your passengers to always buckle up. Children 12 and under are safest when properly restrained in the rear seat.

Higher tech.

Dreams are our drawing board.



Honda Motor Co. was founded in 1948 to help people get around. We quickly became one of the world's top motorcycle makers—the first of our many successes. **Listening to people** and understanding their needs has always been first. So we develop and build many products where they're used. Safety, reliability, Earth-friendliness and **driving fun** are must-haves. And we believe in the power of **ingenious** thinking to make great things possible.



We're always looking ahead.

Honda's ASIMO is the world's most advanced humanoid robot. And Honda has joined with GE—world's largest maker of jet engines—to bring the Honda-developed HF118 jet engine to market.



At Honda, we're working full time to make Safety for Everyone.

Through a comprehensive and evolving approach to vehicle safety, Honda seeks to provide a high level of occupant and pedestrian protection in our cars and trucks, regardless of size or price, as well as increased crash compatibility with other vehicles.



Over 27,500 American associates pitch in. Honda has assembled cars in the U.S. since 1982. Today, close to 4 out of 5 Honda vehicles sold in the U.S. are assembled in North America—with the help of over 550 U.S. supplier companies.



Power up.

Our generators, outboard motors, motorcycles, lawnmowers, tillers, pumps, snowblowers, cars, trucks and more add up to making Honda the world's largest manufacturer of engines. And every one of them performs like, well, a Honda.



We're not afraid of the water.

Between our highly regarded AquaTrax personal watercraft and our lineup of outboards from 2 to 225 hp, Honda gives you plenty of ways to enjoy the wet stuff.



We have a clear edge.

Honda has long led the way in making Earth-friendlier cars. The latest is our advanced zero-emission FCX fuel-cell car—the first certified for U.S. commercial use. And for the third year in a row, Honda has been named the “Greenest Automaker” by the Union of Concerned Scientists.⁵



“A company is most clearly defined neither by its people nor by its history, but by its products. Our products will speak the truth about Honda.”

Soichiro Honda, Founder, Honda Motor Co., Ltd.



Sometimes it's good to get dirty.

Honda began racing motorcycles in the 1950s and cars in the '60s. Over the years, our vehicles have proven their grit time and again. In fact, Honda is the most winning nameplate in the history of the SCORE Baja 1000 desert race. And while the toughness and technology are certainly reflected in our production vehicles, we think the greatest benefit of racing is how it prepares our engineers to be creative under pressure.





Pilot EX-L shown in Steel Blue Metallic.

Engineering	Pilot LX	Pilot EX
Engine Type	V-6	V-6
Engine Block/Cylinder Head	Aluminum-Alloy	Aluminum-Alloy
Displacement (cc)	3471	3471
Horsepower @ rpm (SAE net, Rev 804) [*]	244 @ 5750 (2WD) 244 @ 5600 (4WD)	244 @ 5750 (2WD) 244 @ 5600 (4WD)
Torque (lb.-ft. @ rpm) [*]	240 @ 4500	240 @ 4500
Valve Train	24-Valve SOHC i-VTEC [®] (2WD) 24-Valve SOHC VTEC [®] (4WD)	24-Valve SOHC i-VTEC (2WD) 24-Valve SOHC VTEC (4WD)
Multi-Point Fuel Injection	•	•
Drive-by-Wire Throttle System [†]	•	•
Variable Cylinder Management [™] (VCM)	2WD only	2WD only
Active Control Engine Mount System (ACM)	2WD only	2WD only
Active Noise Cancellation (ANC)	2WD only	2WD only
Variable Torque Management [™] 4-Wheel Drive (VTM-4R)	4WD only	4WD only
CARB Emissions Rating	ULEV-2	ULEV-2
Direct Ignition System with Immobilizer	•	•
100,000-Miles-or-More Tune-Up Interval ^{††}	•	•
Transmission		
5-Speed Automatic Transmission	•	•
Gear Ratios: 1st: 2.093 (2.422 2WD); 2nd: 1.565; 3rd: 1.023; 4th: 0.782; 5th: 0.595; Reverse: 1.888; Final Drive: 4.375		
Body/Suspension/Chassis		
Unit-Body Construction	•	•
MacPherson Strut Front Suspension	•	•
Multi-Link Rear Suspension with Trailing Arms	•	•
Variable Power-Assisted Rack-and-Pinion Steering	•	•
Power-Assisted Ventilated Front Disc/ Solid Rear Disc Brakes (in.)	11.8/12.3	11.8/12.3
Wheels	16" Alloy (painted)	16" Alloy (machine-finished)
All-Season Tires	P235/70 R16 104S	P235/70 R16 104S
Exterior Measurements		
Wheelbase (in.)	106.3	106.3
Length (in.)	188.0	188.0
Height (in.) 2WD (4WD)	70.1 (70.4)	71.3 (71.7)
Width (in.)	77.5	77.5
Track (in., front/rear) 2WD (4WD)	66.5/66.7 (66.3/66.5)	66.5/66.7 (66.3/66.5)
Minimum Ground Clearance (in.) 2WD (4WD)	7.8 (8.0)	7.8 (8.0)
Approach/Departure (degrees) 2WD (4WD)	28.1/22.5 (28.8/23.1)	28.1/22.5 (28.8/23.1)
Curb Weight (lbs.) 2WD (4WD)	4264 (4453)	4341 (4497)
Curb Weight (lbs.) 2WD (4WD) EX-L		4356 (4524)
Towing Capacity (lbs.) 2WD (4WD)	3500/14500 ¹⁵	3500/14500 ¹⁵
Interior Measurements		
Headroom (in., front/middle/rear)	41.9/40.1/38.6	41.9/40.1/38.6
Headroom with Moonroof (in., front/middle/rear) ^{**}		39.5/39.1/38.6
Legroom (in., front/middle/rear)	41.4/37.4/30.2	41.4/37.4/30.2
Shoulder Room (in., front/middle/rear)	61.6/61.4/59.7	61.6/61.4/59.7
Hiproom (in., front/middle/rear)	57.5/56.6/49.0	57.5/56.6/49.0
Cargo Volume (cu. ft., behind 3rd row)	15.9	15.9
Cargo Volume (cu. ft., behind 2nd row)	47.6	47.6
Cargo Volume (cu. ft., behind 1st row)	87.6	87.6
EPA Passenger Volume (incl. cargo area)	174.7	174.7/170.3 (EX-L)
Seating Capacity	8	8
EPA Mileage Estimates/Fuel Capacity		
5-Speed Automatic (City/Highway) 2WD (4WD)	18/246 (17/221) ⁹	18/246 (17/221) ⁹
Fuel (gal.)	20.4	20.4
Seating		
Leather-Trimmed Seats and Door-Panel Inserts (front- and 2nd-row)		EX-L
Heated Front Seats		EX-L
Driver's Seat Adjustment	Manual	8-Way Power
Driver's Seat Manual Lumbar Support		•
60/40 Split, Flat-Folding 2nd-Row Bench Seat	•	•
60/40 Split, Flat-Folding 3rd-Row Bench Seat	•	•
Audio Systems		
AM/FM/CD Audio System with 4 Speakers	•	
AM/FM/XM Ready [®] 6-Disc In-Dash CD Changer Audio System with 7 Speakers, Including Subwoofer		•
XMR Satellite Radio [‡]		EX-L

Safety	Pilot LX	Pilot EX
3-Point Seat Belts at All Seating Positions	•	•
Front 3-Point Seat Belts with Automatic Tensioning System	•	•
Adjustable Front Seat Belt Anchors	•	•
Dual-Stage, Dual-Threshold Front Airbags (SRS)	•	•
Front Side Airbags with Passenger-Side Occupant Position Detection System (OPDS)	•	•
Three-Row Side Curtain Airbags with Rollover Sensor	•	•
Driver's and Front Passenger's Seat Belt Reminder	•	•
Side-Impact Door Beams	•	•
Anti-Lock Braking System (ABS)	•	•
Electronic Brake Distribution (EBD)	•	•
Brake Assist	•	•
Vehicle Stability Assist (VSA [®]) with Traction Control	•	•
Tire Pressure Monitoring System (TPMS)	•	•
Outboard Lower Anchors and Tethers for Children (LATCH) (2nd-row)	•	•
Child-Seat Tether Anchors (3rd-row)	•	•
Child-Proof Rear Door Locks	•	•
Immobilizer Theft-Deterrent	•	•
Exterior Features		
Power Moonroof with Tilt Feature		EX-L
Variable Intermittent Windshield Wipers	•	•
Intermittent Rear Window Wiper/Washer	•	•
Remote Entry System	•	•
Security System	•	•
Power Side Mirrors	•	Body-Colored
Heated Power Side Mirrors		EX-L
Rear Privacy Glass	•	•
Heat-Rejecting Green-Tinted Glass	•	•
Roof Rails	•	•
Rear Roofline Spoiler	Black	Body-Colored
Body-Colored Body Side Molding	•	•
Fog Lights	•	•
Comfort & Convenience		
Front and Rear Air Conditioning with Air-Filtration System	•	Synchronized Automatic Climate Control
Honda Satellite-Linked Navigation System [™] with Voice Recognition, Off-Road Tracking and Rearview Camera		Available EX-L3
Honda DVD Entertainment System		Available EX-L3
Power Windows with Auto-Up/Down Driver's Window	•	•
Power Door and Tailgate Locks	•	•
Cruise Control	•	•
HomeLink [®] Remote System ^{††}	•	•
Steering Wheel-Mounted Audio Controls		•
Multi-Functional Center Console Storage with Cellular Phone Cradle ^{††}	•	•
Conversation Mirror with Sunglasses Holder		•
Adjustable Steering Column	•	•
Beverage Holders in All 3 Rows	7 Total	9 Total
12-Volt Power Outlets (front, 2nd-row and cargo area) (4 total)	•	•
115-Volt Power Outlet (center console)		(with DVD)
Ambient Console Lighting		EX-L
2nd-Row Fold-Down Activity Tray		•
Rear Window Defroster with Timer	•	•
Floor Mats	•	•
Hidden Storage Well	•	•
Cargo Area Tie-Down Anchors (6 total)	•	•
Cargo Area Bag Hooks (9 total)	•	8 (with DVD Entertainment System)
Cargo Net	Accessory	•
Instrumentation		
Door-/Tailgate-Open Indicator	•	•
Low-Fuel Indicator	•	•
Low-Oil Pressure Indicator	•	•
Tire Pressure Monitoring System Indicator	•	•
Maintenance Minder System	•	•

Exterior/Interior Colors	LX	EX	EX-L
Amazon Green Metallic	Olive	Olive	Olive Leather
Billet Silver Metallic	Gray	Gray	Gray Leather
Desert Rock Metallic	Saddle	Saddle	Saddle Leather
Nighthawk Black Pearl	Saddle or Gray	Saddle or Gray	Saddle or Gray Leather
Redrock Pearl	Saddle	Saddle	Saddle Leather
Sage Brush Pearl	Gray	Gray	Gray Leather
Steel Blue Metallic	Gray	Gray	Gray Leather
Taffeta White	Olive	Olive	Olive Leather



EX Sport Package

The dealer-installed sport package helps set your Pilot apart with running boards, an accessory front grille and roof-rail crossbars to provide extra cargo capacity.

¹ Car and Driver, 2005; Pilot released Spring 2002 as MY03 model. ² Required XM[®] subscription sold separately after three trial months. All fees and programming subject to change. Subscriptions subject to Customer Agreement available at xmradio.com. XM Ready[™] audio system is pre-wired to accept the dealer-installed accessory XM Satellite Radio hardware. XM service available only in the 48 contiguous United States. The XM name and XM Ready are registered trademarks of XM Satellite Radio Inc. ³ The factory-installed navigation system and DVD Entertainment System are only available separately on EX-L models. The Honda Satellite-Linked Navigation System is available only in the 48 contiguous United States on select EX-L models. See your Honda dealer for details. ⁴ Carrying too much cargo or improperly storing it can affect the handling and operation of this vehicle. Before carrying any cargo, be sure to consult the owner's manual for load limits and loading guidelines. ⁵ Towing requires installation of power-steering- and transmission-fluid coolers, both available exclusively from your Honda dealer. Maximum towing capacity for 4WD models is 4,500 lbs. for boat trailers and 3,500 lbs. for all other trailers; premium unleaded fuel is recommended when towing above 3,500 lbs. Maximum towing capacity for 2WD models is 3,500 lbs. Refer to the owner's manual for additional towing information. ⁶ 2WD model only. Based on 2006 EPA mileage estimates. Use for comparison purposes only. Actual mileage may vary. ⁷ Rankings from Union of Concerned Scientists for model years 1998, 2001 and 2003. ⁸ **3-Year/36,000-Mile Limited Warranty. 5-Year/60,000-Mile Limited Powertrain Warranty.** Ordinary maintenance or adjustments, parts subject to normal wear and replacement, and certain items are excluded. See your Honda dealer for terms and conditions of the limited warranties. ⁹ 4WD model only. Based on 2005 EPA mileage estimates. Final 2006 EPA mileage estimates were not available at the time of printing. Use for comparison purposes only. Actual mileage may vary. ¹⁰ HomeLink[®] is a registered trademark of Princeton Corporation, a wholly owned subsidiary of Johnson Controls. ¹¹ **Always use seat belts and appropriate child seats. Children 12 and under are safest when properly restrained in the rear seat.** Specifications, features, illustrations and equipment shown in this brochure are based upon the latest available information at the time of printing. Although descriptions are believed to be correct, accuracy cannot be guaranteed. American Honda Motor Co., Inc., reserves the right to make changes at any time, without notice or obligation, in colors, specifications, accessories, materials and models. Some features mentioned herein are not available in all areas. See your Honda dealer for details. Some vehicles may be shown with optional equipment. Available = Optional. All images contained herein are either owned by American Honda Motor Co., Inc., or used under a valid license. It is a violation of federal law to reproduce these images without express written permission from American Honda Motor Co., Inc., or the individual copyright owner of such images. Honda Financial Services is a DBA of American Honda Finance Corporation. Honda, the H-mark symbol, Honda Care, Honda Satellite-Linked Navigation System, Drive-by-Wire Throttle System, VTEC, i-VTEC, Variable Cylinder Management, VCM, Variable Torque Management, VTM-4, VTM-4 Lock and VSA are trademarks of Honda Motor Co., Ltd. ©2005 American Honda Motor Co., Inc.

^{*}Horsepower and torque calculations reflect new SAE J1349 procedures revised August, 2004.

[†]Does not apply to fluid and filter changes. Exact mileage is determined by actual driving conditions. Please see your owner's manual for more details.

^{**}Moonroof is available only on EX-L models.

^{††}Drive responsibly. State laws prohibit distracted driving.



Pilot EX-L shown in Redrock Pearl.



Your dealer's team of trained technicians is at the ready to help keep your Honda in superb shape. All 2006 Honda vehicles – and any Genuine Honda Accessories installed at the time of purchase – are covered by the 3-year/36,000-mile New-Vehicle Limited Warranty.¹ Plus, Honda cars and trucks are covered by a 5-year/60,000-mile Limited Powertrain Warranty, too. For more information or assistance, see your Honda dealer or please give us a call at 1-800-33-Honda.



Ridgeline



Pilot



Element



CR-V

HONDA

Financial Services

Whether you buy or lease a Honda vehicle, Honda Financial Services can assist you with the process. Please ask your dealer which lease or purchase plan best suits your needs.

HONDA

Care

Honda Care™ is a highly affordable, comprehensive vehicle and travel protection plan backed by Honda reliability, service and parts. Please see your dealer for all the details.



HONDA

honda.com