


1976 Chevrolet

Caprice Classic / Impala





Caprice Classic Landau Coupe. Includes vinyl roof with bright molding, accent stripes, twin sport mirrors, body-color wheel covers and deluxe bumpers. Bumper guards and white stripe tires illustrated are available options.



Caprice Classic Coupe. Shown with vinyl roof, deluxe bumpers, bumper guards and white stripe tires as available options.



Caprice Classic 4-Door Sedan. Available options shown are vinyl roof, deluxe bumpers, bumper guards, white stripe tires and right-hand outside mirror.



Caprice Classic Sport Sedan. Equipped with vinyl roof, remote-control outside mirrors, deluxe bumpers, bumper guards and white stripe tires as available options.

(Also shown on front cover.)

Available on any Chevrolet are many Options and Custom Features. Some are illustrated or described in this catalog. © 1975. Chevrolet Motor Division, General Motors Corp.

1976 Caprice Classic. There's no such thing as too much comfort.



There comes a time when you think, "I deserve it. My family deserves it." That's the time for Caprice Classic.

It's the time you want a full measure of driving comfort. It's the time when you want to make traveling to work, to the store, or on that long-awaited vacation easier, more relaxing and, yes, more enjoyable.

Driving requires a little less effort with equipment like automatic transmission, power steering, power brakes, steel-belted radial ply tires. As you probably expected, all are standard on Caprice. But there's more standard that you may not have expected: a radial tuned suspension system with front and rear stabilizer bars, modified shock absorbers and other com-

ponents to go along with the tires. We think all this works together to make you more comfortable at the wheel.

After a day's work it's a pleasure to climb into a car like Caprice Classic. Little touches inside help make the traffic outside less



Spacious rear interior room.

noticeable—like the fold-down center armrest in four-door models, the remote-control left mirror with the knob right at fingertip level in the Landau Coupe.

In any Caprice, a selection of seats is offered: the standard full foam cushioned bench, or the available 50/50 split front seat that adjusts to accommodate the individual seating preferences of both passenger and driver (it even reclines for the passenger side!). Upholstery materials are either a smooth knit cloth-and-vinyl combination or a soft expanded all-vinyl.


In a Caprice Classic you can find the quiet moment you need at the beginning and end of the day. A special sound insulation package is built into every model. That means added insulation around you, in front of you, to the side of you,

and over your head. Plus added padding under the hood and on top of the trunk floor.

The looks of Caprice Classic fit its name, Classic. Check the 1976 styling features like rectangular headlights to see if you don't agree.

However, looks aren't all you expect from your car. Durability is especially important these days when you may be thinking of keeping your car a little longer. That's why the words "Body by Fisher" and the strength, quality and craftsmanship they stand for mean so much. And that's why we've included specific coverage of value items on pages 10 and 11.

Caprice Classic. A luxury? Or a sensible way to treat yourself to comfort and satisfaction at a reasonable price? We think you already know the answer.



New bright steering wheel trim.

Color-keyed instrument cluster, steering column and wheel.

Soft-rim steering wheel with cushioned center.


New simulated rosewood accents on instrument cluster, steering wheel and above glove compartment.

Available Four-Season air conditioning and AM/FM stereo radio.

Dual-note horn.

Electric clock.

Glove compartment light.



Caprice Classic instrument panel has conveniently located controls and easy-to-see instruments surrounded by tasteful accents.

Caprice Classic Sedan cloth-and-vinyl interior.





Impala Landau Custom Coupe. Includes vinyl roof with bright molding, accent stripes, twin sport mirrors, body-color wheel covers and deluxe bumpers. The body side molding, white stripe tires and bumper guards are available options.



Impala Custom Coupe. Available options shown are vinyl roof, body side molding, outside sport mirrors, wheel covers, white stripe tires, deluxe bumpers and bumper guards.



Impala 4-Door Sedan. Available options featured are body side molding, wheel opening moldings, wheel covers, white stripe tires, deluxe bumpers and bumper guards.



Impala Sport Sedan. Available options shown are wheel covers, white stripe tires, deluxe bumpers and bumper guards.

Impala. A tradition that keeps getting better.

Chances are this could be your second or third Impala. But whether you're a newcomer or a third time winner, it's nice to know that Impala is traditionally a full-size car so many people buy and come back to.

Okay, why?

First, there's people room. Either 2- or 4-door models hold six easily. Nobody's cramped. There's leg room, head room and general stretching room that families need. And backing it all up, there's plenty of trunk room, too.

Then the driver gets treated right with standard equipment like automatic transmission, steel-belted radial ply tires, power steering and power front disc brakes. The driver also gets an engine selection from different V8s.

Impala's designed to get you on

the road and keep you there. A High Energy Ignition helps give better starts in bad weather, compared to a conventional ignition. It's part of the Chevrolet Efficiency System described more fully on page 10. This system helps keep your car running smoothly and, maybe best of all, contributes to fewer recommended tune-ups and oil changes than you're probably used to.

Inside, the '76 Impala has one of the most modern wood looks: rosewood. There's simulated rosewood on the instrument panel and other trim areas. Carpeting's nylon, and you can choose either standard sport cloth or pattern cloth-and-vinyl upholstery with all-vinyl available. Seats are standard bench type or available 50/50 split front seat.

Outside, Impala has clean crisp lines. Its styling stands out most dramatically in the Landau Custom Coupe. Landau is highlighted by a distinctive padded vinyl cover on back roof area only. Also, it includes dual body-color sport mirrors, special wheel covers, deluxe bumpers and fender-to-door accent striping.

However, you may have

decided you need the room of a full-size car, but want to cut costs wherever you can. Chevrolet's ready for you with the new-for-'76 Impala S. It's a roomy, easy-to-get-in-and-out-of 4-door sedan. It's also basic room without some extra trim and steel-belted radial ply tires, which makes it Chevrolet's *lowest priced full-size car*. Nice bargain for budget-minded families.



Impala S 4-Door Sedan.



Impala cloth-and-vinyl interior.

Soft-rim steering wheel with cushioned center.

Speedometer dial to 100 mph in white numbers with metric equivalents in blue.

Available Four-Season air conditioning, AM/FM stereo radio and electric clock.

New simulated rosewood accents on lower instrument panel, steering wheel and above glove compartment.

Glove compartment light.



Impala instrument panel features color-keyed instrument cluster, steering column and wheel with attractive accents.

Impala sport cloth-and-vinyl interior.



What you get.

Every '76 Caprice and Impala includes a host of standard equipment. We've listed much of it here.

To help you save money.

- **Chevrolet Efficiency System.** A group of engineering improvements, introduced with 1975 Chevrolets, are designed to give you cleaner air, overall operating economy, quicker starts, faster warm-ups, fewer and simpler tune-ups, and more miles between oil changes and chassis lubes.

The Efficiency System includes High Energy Ignition—up to 85% hotter spark than with a con-



ventional ignition, which means more responsive ignition performance; Catalytic Converter—takes over most of the emissions control so engines can be tuned for smooth, responsive, efficient performance; Carburetor Outside Air Induction—impressive engine performance because cooler, denser air is fed into the carburetor from outside the car rather than from under the hood; Early Fuel Evaporation—improves

- Instrument panel courtesy lights; vinyl door-pull straps on front doors; fold-down armrest in front seat of sedans; dual horns; electric clock; automatic interior light switches on sedan rear doors.

Caprice Classic and Impala.

- New front styling and front grille.
- Hide-A-Way windshield wipers.
- Exterior colors: light blue metallic, dark blue metallic, lime green metallic, cream, medium saddle metallic, firethorn metallic, mahogany metallic, antique white, silver, black, dark green metallic, medium red, buckskin and cream gold.
- Rosewood vinyl trim on instrument panel, steering wheel and doors.
- Nylon cut-pile carpeting.
- Luggage compartment mat and light.

Impala.

- New standard knit cloth-and-vinyl upholstery in black, dark blue, dark firethorn; or buckskin sport cloth.

Landau.

- (Available in both Caprice and Impala coupe models.) Elk-grain padded vinyl roof cover in choice of colors to harmonize with exterior color; distinctive bright molding; accent stripes; twin body-color sport mirrors (driver's side remote-control); deluxe bumpers with impact strips front and rear; Landau identity on quarter window glass; body-color wheel covers with Landau identity.

Plenty of comfort and convenience.

- Variable-ratio power steering.

- Foot-operated parking brake.
- Built-in heater-defroster system.
- Flow-through power ventilation system. It keeps outside air circulating inside (with the ignition on), even when the car is stopped and the windows are up.
- Molded full foam front and rear seat construction.
- Quiet Sound Group. Special sound insulation for engine compartment, hood and interior. (Standard on Caprice Classic.)
- Cigarette lighter.
- Glove compartment light.

The size inside.

(sedans): Head room—front, 38.9" (38.4", sport sedan); rear, 38.0" (37.4", sport sedan). Hip room—front, 59.3"; rear, 59.7". Shoulder room—front, 64.0" (63.7", sport sedan); rear, 63.8" (63.1", sport sedan). Leg room—front, 42.5"; rear, 38.8". Usable luggage space—18.9 cu. ft.



(coupes): Head room—front, 38.1"; rear, 37.1". Hip room—front, 59.3"; rear, 56.1". Shoulder room—front, 64.0"; rear, 62.4". Leg room—front, 42.5"; rear, 35.8". Usable luggage space—18.1 cu. ft.

Engines and transmissions.



- Quiet hydraulic valve lifters.
- Coolant recovery system helps prevent coolant loss.
- Sealed side-terminal energizer-type battery eliminates corrosion build-up on the terminals. New, lighter weight and higher output.
- Single exhaust.
- Turbo Hydra-matic transmission features three forward speed ranges and does the shifting for you automatically. Also, it can be manually shifted when desired.

Power Teams

Engine	Carburetor Barrels	Net HP Rating
Std. 350 V8 (5.7 Litre)*	2	145
Avail. 350 V8 (5.7 Litre)	4	165
Avail. 400 V8 (6.6 Litre)	4	175
Avail. 454 V8 (7.4 Litre)*†	4	225

*Not available in California. †Dual exhaust. Turbo Hydra-matic transmission with all engines.

performance by using exhaust gases to pre-heat incoming fuel/air mixtures during warm-up.

- Long intervals between recommended service help save you money as you operate a '76 Chevrolet.

Extended Service Intervals		
	1976	Before 1975
Spark plugs	22,500 miles	6000 miles
Engine oil	6 months or 7500 miles	4 months or 6000 miles
Oil filter	First 7500 miles; then every 15,000 miles	First 6000 miles; then every 12,000 miles
Chassis lubrication	6 months or 7500 miles	4 months or 6000 miles
Transmission fluid	60,000 miles	24,000 miles

Check complete details in the Owner's Manual.

New, cost-conscious Impala S Sedan.


The Impala S 4-Door Sedan is extra appealing from a price standpoint. Its lower price results from deleting the following items from the standard Impala 4-Door Sedan:

- Steel-belted radial ply tires (replaced by bias belted ply tires).
- Luggage compartment light and mat.
- Body side moldings.
- Door window trim moldings.
- Some acoustical material.

Exterior/interior features.

Caprice Classic.

- New rectangular headlights and triple-unit wraparound taillights.
- Wide body side moldings with color-keyed textured vinyl insert (insert matches vinyl roof if ordered).
- Full wheel covers.
- New standard knit-cloth-and-vinyl upholstery in black, dark blue or dark mahogany.



Audible wear sensors.



- Power front disc brakes. Fade-resistant, self-adjusting and with audible wear sensors that tell you when it's time to replace the linings.

For your safety and security.

Occupant protection.

- Seat belts with pushbutton buckles for all passenger positions.
- Two combination seat and inertia reel shoulder belts for driver and right front passenger (with reminder light and buzzer).
- Energy-absorbing steering column.
- Safety steering wheel.
- Passenger-guard door locks.
- Safety door latches and hinges.
- Folding seat back latches.
- Energy-absorbing padded instrument panel and front seat back tops.
- Contoured windshield header.
- Thick-laminate windshield.
- Safety armrests.
- Cargo guard.
- Contoured roof inner panel.

Accident prevention.

- Side marker lights and reflectors.

- Parking lights that illuminate with headlights.
- Four-way hazard warning flasher.
- Lane-change feature in direction signal control.
- Back-up lights.
- Windshield defrosters, washers and dual-speed wipers.
- Wide-view inside day-night rearview mirror (vinyl-edged, shatter-resistant glass and deflecting support).
- Outside rearview mirror.
- Dual master cylinder brake system with warning light.
- Starter safety switch.
- Dual-action safety hood latch.

Anti-theft.

- Ignition-key reminder buzzer.
- Steering column lock.

More facts and features.

- Loaded height: 4-Door Sedan—54.4" (Sport Sedan—53.9"; Coupe—53.7").

- Wheelbase: 121.5".
- Length: 222.9".

- Width: 79.5".

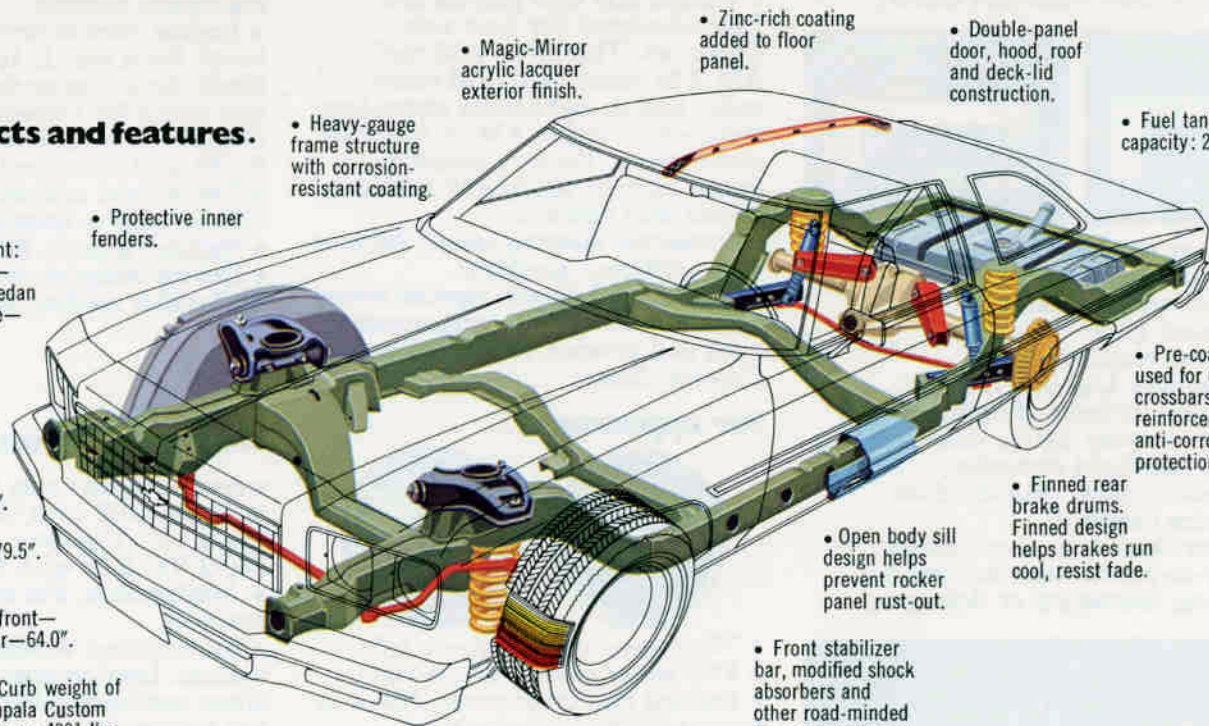
- Tread: front—64.1"; rear—64.0".

- Curb weight of Impala Custom Coupe: 4301 lbs.

- GM-Specification steel-belted radial ply tires. Offer low rolling resistance and impressive traction in snow and on wet roads.

- Full Coil suspension with springs computer-selected to car weight.

- Radial-tuned suspension on Caprice Classic includes front and rear stabilizer bars, modified shock absorbers and other road-minded components.



- Heavy-gauge frame structure with corrosion-resistant coating.

- Protective inner fenders.

- Magic-Mirror acrylic lacquer exterior finish.

- Zinc-rich coating added to floor panel.

- Double-panel door, hood, roof and deck-lid construction.

- Fuel tank capacity: 26 gals.

- Pre-coated steel used for underbody crossbars and reinforcements for anti-corrosion protection.

- Finned rear brake drums. Finned design helps brakes run cool, resist fade.

- Open body sill design helps prevent rocker panel rust-out.


Station wagons, too. Caprice Classic and Impala also are offered in roomy, family-size station wagon models. For information on all of Chevrolet's wide range of station wagons, see your dealer for the 1976 Chevrolet wagon catalog.

What you can add.

Chevrolet offers a wide selection of available options. Availability often depends on the model and other equipment selected. Your Chevrolet dealer can answer any questions.

For comfort and convenience.

- Reclining front passenger seat. Also, the entire front seat is divided 50/50.
- Power 6-way front seat.
- Power door locks (left below).



- Power windows (right above).
- Power trunk opener.
- Rear window defogger.
- Tinted glass.
- Dome reading light.
- Auxiliary Lighting Group. Includes underhood light, ashtray light, courtesy lights, dome reading light, headlight reminder.
- Electric clock. (Standard on Caprice Classic.)
- Four-Season air conditioning. Easy-to-use controls for heating, cooling, defrosting or defogging.



- Comfortron air conditioning. Automatically maintains temperature range you set.
- Remote-control outside mirror. For left- and right-front doors.
- Twin, remote-control sport

mirrors. Body-colored. (Standard on Landau; only driver's side remote control.)

- Lighted visor vanity mirror has lights on either side of mirror. Also available without lights.



- Radios and tape players are Delco-designed for your new Chevrolet. There's an AM radio, AM/FM radio, AM/FM stereo radio, and an eight-track stereo tape system with either AM or AM/FM stereo radio. Factory-installed radios include windshield antennas.
- Rear seat speaker.
- Comfortilt steering wheel. Adjusts to six different positions.
- Quiet Sound Group. Special sound insulation for engine compartment, hood and interior. (Standard on Caprice Classic.)

For appearance.



- Wire wheel covers (above left).
- Full wheel covers (above right).
- Padded vinyl roof cover. Black or white with any exterior color, as well as dark blue metallic, light buckskin, dark firethorn metallic, silver metallic or mahogany metallic, depending on exterior color.
- Two-tone exterior paint.
- Luggage compartment trim. Includes floor carpeting, carpeted spare tire cover and side trim panels.

- Floor mats. Color-keyed to interior.
- Aluminum door edge guards.
- Caprice Classic interior trim. All-vinyl bench front seat in light buckskin or dark mahogany. Also, white with black, blue, lime or mahogany accents available for Caprice Classic Coupe. Available 50/50 front seat in knit cloth-and-vinyl in black, dark blue or dark mahogany; also in all-vinyl in light buckskin or dark mahogany, plus white with black, blue, lime or mahogany accents.
- Impala interior trim. All-vinyl bench front seat in light buckskin, black, dark blue or dark firethorn; also white for Impala Custom Coupe. All-vinyl also available for 50/50 split front seat.
- Deluxe seat and shoulder belts. Color-keyed to interior trim.
- Bumper guards, front and rear.
- Deluxe bumpers, front and rear. Full-width resilient impact strips.

Mechanical Items.

- Available rear axle ratios. High-altitude (3.08 with 350-4 V8 and 454-4 V8). Highway axle (2.73 with 350-2 V8; 2.56 with 400-4 V8).
- Positraction. For rear wheel traction.
- Intermittent windshield wiper system. Ideal in mist or light rain when continual wiper operation is not required.
- Heavy-duty suspension. Particularly useful for trailering.
- Econominder Gauge Package. tells when car is being driven in economical range. Includes coolant temperature gauge.



- Cruise-Master speed control automatically maintains the speed selected by driver. Stepping on brake disengages control.
- Radial tuned suspension. (Standard on Caprice Classic.) Features front and rear stabilizer bars, plus special front and rear shock absorbers, to complement steel-belted radial ply tires.
- Superlift rear shock absorbers. Designed for heavy loads; air adjustable to help maintain the same ride level with differing weights of passengers and cargo.
- Trailering equipment. Ask your Chevrolet dealer for further information on these and other equipment items for your trailering needs:
- Clamp-on truck-type mirrors.
- Load-distributing hitch platform.
- Heavy-duty battery.
- 61-amp Delcotron generator.
- Heavy-duty radiator.
- Dual horns. (Standard on Caprice Classic.)



All illustrations and specifications in this literature are based on the latest product information available at the time of publication approval. The right is reserved to make changes at any time without notice in prices, colors, materials, equipment, specifications and models, and to discontinue models. Chevrolet Motor Division, General Motors Corporation, Detroit, Michigan 48202. LITHO IN U.S.A.

September, 1975

3310



Chevrolet salutes America's Bicentennial as a sponsor of the U.S. Olympic Team.

