

'77 Wagons by Chevrolet

PENDERS AUTO'S
Showroom BERGWEG NOORD 38
BERGSCHENHOEK
TELEFOON 01892-4536



Chevrolet

The New Chevrolet Wagon

**Impressive luxury in a station wagon.
Now that's more like it.**

Welcome to the luxurious world of Chevrolet wagons. Come on in. Bring the family. Sit tall, feel rich and enjoy.

The first thing you'll notice is a high level of comfort and elegance. The full foam seats of the Caprice Classic Wagon shown below are broad and spacious. The front seat has a new shell design that allows for comfortable rear seat knee room.

You're virtually surrounded with tasteful appointments. There's luxury door trim with large horizontal panels trimmed in knit pattern cloth or expanded vinyl. Notice the door pull strap and a fully recessed door handle in the armrest.

And that's just for openers. To fully appreciate the new Chevrolet wagon environment, you simply must put it in motion. You'll find it hard to believe that a moving station wagon can be this quiet, smooth and steady.

Turn the page and be ready for a completely beautiful new family wagon experience. Oh yes, be ready for a beautifully fuel efficient wagon, too.



Shown on cover: (top) Caprice Classic; (bottom, left to right) Chevelle Malibu Classic, Blazer, Vega Estate, Sportvan, Suburban.

Available on any Chevrolet wagon are many Options and Custom Features. Some are illustrated or described in this catalog. Copyright 1976, Chevrolet Motor Division, General Motors Corporation.

A lot of new thinking went in, a lot of new Chevy wagon came out.

Seldom in the history of wagons has so much thinking been directed toward development of a new one. The 1977 Chevrolet wagons take up less space in garages and parking places than 1976 Caprice and Impala Wagons. A new 116-in. wheelbase provides for more agility in tight situations. A wider rear tread, scientifically engineered frame and

Full Coil spring suspension help smooth out the ride. Power steering, power brakes and automatic transmission are standard. And in spite of this year's more stringent emission control standards, the new Chevrolet wagons got higher EPA mileage ratings than last year's Impala/Caprice.

Equally important, the business end of Chevy's new wagons is all business. Yet you'll find a full measure of tastefulness and finish. The "squared-off" rear end accepts bulky cargo like a true wagon should. There is 87 cubic feet of cargo area and the space has been arranged to be very functional.

For work or fun, the Three-way Door-Gate provides the convenience that is highly popular among wagon owners. Rear visibility is impressive. Lockable storage areas and built-in utility trays are appointments that make wagon sense. The second seat and the rear-facing third seat in three-seat models convert easily into cargo area.

Yes, Chevrolet's new wagons are completely beautiful, tastefully appointed and functional. But you have to drive one to get the full effect of what Chevy's newness is all about. You'll love the ride, the nice responsive steering, the way it maneuvers and parks.



Caprice Classic (above) shown with available Estate wood-grained vinyl exterior panels, roof luggage carrier, twin remote outside rearview mirrors, bumper rub strips and guards and white stripe tires. Impala (upper right) shown with available roof luggage carrier, wheel covers, wheel opening moldings, roof drip moldings, bumper rub strips and guards and white stripe tires.

Standard features of the new Chevrolet wagons.

In the process of designing the new Chevrolet wagons, we simply refused to skimp when it came to your comfort, your convenience, your peace of mind.

Three-way Door-Gate (A & B). Convenience is the key to the lightweight Three-way Chevrolet Door-Gate. Unlock, turn the handle and it easily opens sideways, glass and all. Or, a quick turn of the key and the rear glass slides down to provide an easy reach into the rear compartment. You can open sideways again, with the glass down.

One more way. Release the inside catch with the window lowered and the gate comes down to provide a load floor extension and easy access for loading bulky cargo.

A 29.8-in. rear opening height is your entrance to over 90 inches of usable cargo length. There's over 87 cu. ft. of total volume with a full four feet between the wheelhousings. For those special hauling occasions, you can accommodate 4' x 8' sheets of plywood, stacked flat, with the Door-Gate closed and the front seat in the full forward position.

Special lockable stowage areas and large utility trays (C & D). Under the rear floor of two-seat models there is eight cubic feet of secure, lockable stowage area. Look again. There's another lockable stowage area. Two cubic feet this time. And it's built into a handy, large glovebox-type arrangement in the left trim panel.


Then you'll notice deep, convenient special utility trays in each trim panel. They're very handy indeed for a variety of traveling necessities.

Fingertip seat-down control (E). The second seat converts easily into cargo area. A simple fingertip push on the handy button-type latch releases the seat automatically and moves it forward. You simply glide the seat down into its closed position.

Rear-facing third seat (F). On both Caprice and Impala 3-seat wagon models, the third seat also converts easily into required cargo area. A simple fingertip control lever located in the right rear trim area is used to automatically drop the seat into its closed position. Other features include dome light, carpeted footwell, ashtray and rear bumper step pad.



Tall, wide and handsome. Impala's full-width full foam bench seats are built for comfort. The front seat features the new shell design that allows for comfortable rear seat knee room. The new Impala door trim is distinct with a wood-grain vinyl accent panel, fully recessed door release handle and door "finger-pull" inset.



The control center. Both Caprice Classic and Impala models have a new, richly appointed instrument panel.

All instruments are directly in front of you. The large speedometer is centered, with fuel gauge right and a series of telltale lights left, including tailgate-ajar, oil, water, generator and brake service lights. Caprice Classic includes an electric clock and dual horns.

Also new on both models is the headlight dimmer switch. It's located on the turn signal lever, only a finger-reach away.

New Caprice Classic exterior: ■ Rich-looking textured grille ■ Hood ornament that springs back into position when pushed forward or back ■ Special full wheel covers ■ Wheel opening, side window, lower side door and tailgate window opening moldings.

New Impala exterior: ■ Special checkered grille with molding insets ■ Distinctly new hubcaps ■ Side window, front and rear door window, body sill and door moldings.

Exterior features on both Caprice Classic and Impala: ■ All-new exterior sheet metal ■ Classically clean lines, aerodynamically shaped to cut down on wind drag ■ Squared-off rear profile for efficient use of space ■ Dual rectangular headlight arrangement ■ Functional, handsome wraparound rear lights ■ Front and rear shock absorbing bumpers with lightweight yet sturdy aluminum reinforcements ■ Fourteen exterior paint choices—Antique White, Silver, Black, Light Blue Metallic, Dark Blue Metallic, Firethorn Metallic, Medium Green Metallic, Dark Blue-Green Metallic, Cream Gold, Light Buckskin, Buckskin Metallic, Brown Metallic, Medium Red and Orange Metallic.

Both Caprice Classic and Impala interior features: ■ New acoustical package for a new level of quietness, with special attention to dash, front end and roof areas (standard on Caprice Classic, available on Impala) ■ Formed headliner with sound deadening material sandwiched between trim fabric and backing ■ One-piece, continuous, wall-to-wall nylon cut-pile carpeting throughout the passenger area does away with dirt-trapping gaps and provides additional sound deadening ■ Vinyl-coated textured metal cargo area ■ Spare tire stores vertically behind right rear trim panel and includes a handy, tire removal assist strap ■ Interior trim—Caprice Classic only: all-vinyl upholstery in Black, Buckskin or Firethorn ■ Interior trim—Impala only: All-vinyl in Black, Blue, Buckskin or Firethorn.

Built tough: ■ New perimeter frame, computer designed for weight-and-structural efficiency ■ Computer-selected coil springs both front and rear ■ Front stabilizer bar helps control sway ■ 12-in. power front disc brakes; self-adjusting, fade-resistant with audible wear sensors ■ 11-in. drum-type rear power brakes ■ Double panel doors, box-section roof

headers and pillars ■ New corrosion fighters, including use of galvanized and aluminum parts, special sealers and fasteners, special oil-base coatings, zinc-rich primers, tough acrylic or enamel body paint and special attention to moisture-collection areas.

Engines and transmissions: ■ Standard 305 CID V8 ■ Turbo Hydra-matic transmission features three forward speed ranges, does the shifting for you automatically or allows you to manually shift when desired ■ Delcotron generator with built-in solid-state regulator.

Power teams.

Engine	Power Rating*	Engine Usage	Turbo Hydra-matic Standard
305 2-bbl. V8 (1)	145	Std. (1)	2.73†
350 4-bbl. V8	170	Avail.	2.73† Std. 3.08† Avail. (2)

*SAE net (as installed) rating. †Axle ratio.
SPECIAL NOTE: California Emission Equipment required for registration in California. In other states, High Altitude Emission Equipment may be required in areas 4,000 feet or more above sea level.
(1) Not available in California or with High Altitude Emission Equipment.
(2) Performance ratio; included with High Altitude Emission Equipment.

More efficient with fuel: ■ In 49 states, EPA estimates for the new Chevrolet wagons are 20 mpg highway, 16 mpg city, with the new 305 V8 engine. California EPA estimates are 17 mpg highway, 13 mpg city with the required 350 V8 engine. Those ratings are higher than 1976's Impala/Caprice. Remember, EPA figures are estimates. The actual mileage you get will vary depending on the type of driving you do, your driving habits, your wagon's condition and available equipment.

More standard value features: ■ Engine electrical diagnostic terminal plugs into analyzer now in operation at most Chevrolet dealer service areas to perform several different tests and checks quickly and accurately ■ Sealed side-terminal Delco Freedom battery never needs water ■ Straight-ratio power steering ■ GM-Specification steel-belted radial ply tires for long tread life, resistance to damage, impressive traction on wet roads and lower rolling resistance than conventional tires.

See page 14 and the back cover for additional Caprice Classic and Impala features and dimensions. Also, see pages 20 and 21 for many available Options and Custom Features.

**The more wagon you need,
the more you need
Chevy's Suburban.**

Superwagon. Holds more than many wagons, tows more than many trucks. If ever a wagon deserved to be called super, you're looking at it. The wide front seat handles three, comfortably. And there's room left over for 144 cu. ft. of cargo. An available second seat makes room for three more and still leaves up to 92.8 cu. ft. of cargo area. Add the available third seat and there's room for a total of nine passengers with 35 cu. ft. still left for cargo.

A properly equipped Series C20 Suburban can move up to 15,000 lbs. including Suburban, passengers, cargo and trailer. Many ordinary station wagons can't come close to that. That's super!

Built tough: ■ Rugged chassis with Massive Girder Beam front suspension with coil springs on 2-wheel-drive models ■ Multi-leaf rear springs ■ 40" high and almost 60" wide big double rear doors ■ Wagon-type tailgate available ■ Front disc and finned rear drum brakes computer-matched to GVWR.



Outside, Suburban is one tough vehicle. Inside, it can be elegant. The available Silverado interior, above, features full-depth foam-cushioned seat upholstered in ribbed-pattern velour cloth or supple buffalo-hide grained vinyl, cut-pile polyester carpeting, simulated chestnut vinyl inserts in door panels, map pockets and full gauge instrumentation.

Some available Options are noted on page 21 of this catalog. For complete details, full specifications and many available Options, ask your Chevrolet dealer for the 1977 Suburban catalog.



Nine-passenger Suburban shown with available Special Two-Tone exterior paint and Silverado trim.



125'-wheelbase Beauville Sportvan shown with available Special Two-Tone exterior paint, Below Eyeline mirror and whitewall tires.

Sportvan. The roomiest Chevy wagon.

The most versatile people-carrier in Chevy's wagon lineup. You can choose 110-in. or 125-in.-wheelbase models with GVW ratings up to 6,400 lbs., plus a 125-in.-wheelbase model rated to 8,400 lbs.

All models come with two front bucket seats and a 3-passenger second bench seat as standard. On G20 and G30 models, you can order another 3-passenger rear seat and carry eight. On the G30 model, an additional extreme rear 4-passenger seat is available, totaling the seating capacity to 12 people.



Luxurious Beauville interior (above) is available on 125-in.-wheelbase models. Shown are available high-back swivel front bucket seats. You can choose from new woven cloth upholstery with vinyl trim or Custom all-vinyl.

Standard features include a Massive Girder Beam independent front suspension and a tough coil spring at each wheel; instrument cluster is readable at a glance; there's a computer-matched brake system, and two-stage multi-leaf rear springs automatically adjust to load. Quick-release rear seats convert this people-carrier into a cargo-carrier in a flash. Easy-sliding side door provides convenient entry and exit, too.

Some available Options are noted on page 21 of this catalog. For complete details, full specifications and many available Options, ask your Chevrolet dealer for the 1977 Sportvan catalog.



Full-time 4-wheel drive Blazer shown with available Custom moldings and Below Eye-line mirrors.

Blazer. The sportiest Chevy wagon.

4-wheel drive for all outdoors. Blazer is tough enough to take you almost anywhere. Chevy's full-time 4-wheel drive makes it look and feel easy. A special interaxle differential allows the system to remain in 4-wheel drive both on and off the road. Full-time 4-wheel drive is standard with available Turbo Hydra-matic transmission on K10 Blazers. No more shifting into or out of 4-wheel drive. No more getting out to lock and unlock front hubs.

Blazer's conventional 4-wheel-drive system is standard with 3-Speed or available 4-Speed manual transmission on



K10 models. And a Blazer two-wheel-drive C10 model is also available.

Interior choices include the available Cheyenne interior (above) and the standard Custom Deluxe interior. The Cheyenne group includes leather-grained vinyl or Custom cloth front bucket

seats, center console, gauge-type instrumentation with simulated wood-grain trim and color-keyed carpeting.

All Blazers have seating available for up to five people. An all-steel front half top and full doors are standard, and there's a removable fiberglass-reinforced plastic top to enclose the rear seating or cargo area. There's also an available Blazer Convertible top in four color choices. The top can be used in the up or down position or as a "Safari" top with roof up and sides open.

Some available Options are noted on page 21 of this catalog. For complete details, full specifications and many available Options, ask your Chevrolet dealer for the 1977 Blazer catalog.



Malibu Classic 3-Seat Wagon shown with available roof carrier, bumper guards, body side moldings, tinted glass, white stripe tires and wheel covers.

Chevelle. Chevy's mid-size wagon value.

More and more of today's families are getting back to basics when looking for value in a wagon. A whole lot of them are finding that it's been Chevelle all the time. The basic values of Chevelle Malibu Classic and Malibu Wagons have been refined and improved on for over a decade. Yet, room, ride, comfort, and convenience have not been abandoned as the primary value concerns.

Both the Malibu Classic and Malibu Wagons are available in either two- or three-seat models. You can carry up to eight people comfortably or up to 85 cubic feet of cargo. That makes for a lot of wagon for a mid-size price tag. Chevelle's mid-size price covers a lot of new ground. Significant engineering achievements over the past three model years add to its basic value. Standard steel-belted radial ply tires, High Energy Ignition, the catalytic converter and other engineering advances are a few of the impressive features in Chevelle wagons today. They offer smooth engine performance and can go thousands of miles

farther between recommended scheduled service intervals than did Chevelle wagons of as-recent-as-1974 vintage. You'll notice Chevelle wagon comfort the moment you slip into the front seat compartment of a Malibu Classic Wagon. Look around. You'll feel you're in a high-priced luxury car. The full foam bench seat in available sport cloth-and-vinyl or standard all-vinyl upholstery (shown right) is comfortable and elegant. Fold down the well-padded center armrest and really get comfortable. The seat, instrument panel, cut-pile carpeting, soft headliner and padded vinyl door panels are all pleasingly color-keyed, too.



Chevelle is a beautiful wagon. Not simply in the sense of being beautiful to look at, but also in the sense of being beautifully functional. There's a lot to look at. Turn the page and welcome yourself to the many values of Chevrolet's smart money wagons.

Standard features of Chevelle Malibu and Malibu Classic Wagons.


Malibu Classic and Malibu Wagons for '77 are a blend of the features accepted by current wagon owners and new standard design features.

The liftgate. The liftgate can only be opened from the instrument panel or from the outside on 3-seat models. And both 2- and 3-seat wagons include a tailgate-ajar warning light on the instrument panel. Opening the liftgate is light, easy and quick. Simply turn the key and the counterbalanced arms do the work as the liftgate opens smoothly and out of the way.

Malibu Wagon exterior/interior features: ■ New horizontal pattern argent grille with single-unit round headlights, parking lights in bumper ■ Full foam bench seats ■ All-vinyl interiors (below) in choice of Black or Buckskin.



Malibu Classic Wagon exterior/interior features: ■ New bright grille with distinct, slender, vertical highlights ■ Vertically stacked rectangular headlights ■ Distinctive hood ornament ■ All-vinyl upholstery ■ Full foam luxurious front seat with fold-down center armrest ■ Color-keyed steering wheel and column ■ Color-keyed instrument cluster with rectangular dials, wood-grain vinyl accents.



Both Malibu Classic and Malibu exterior/interior features: ■ Variable-ratio power steering ■ Power front disc/rear drum brakes are fade-resistant, self-adjusting and with front audible wear sensors that tell you when it's time to replace linings ■ GM-Specification steel-belted radial ply tires ■ Heavy-duty Full Coil spring front and rear suspension ■ Front ride stabilizer bar ■ Hydraulic-type front and rear bumper system ■ Hide-A-Way windshield wipers ■ Choice of 14 exterior colors: Antique White, Silver, Black, Light Blue Metallic, Dark Blue Metallic, Firethorn Metallic, Medium Green Metallic, Dark Blue-Green Metallic, Cream Gold, Light Buckskin, Buckskin Metallic, Brown Metallic, Medium Red and Orange Metallic.

Engines and transmissions: ■ Turbo Hydra-matic transmission is standard and features three forward speed ranges; does the shifting for you automatically or can be shifted manually when desired ■ Delco side-terminal battery ■ Delcotron generator with built-in solid-state regulator.

Power teams.

Engine	Power Rating*	Engine Usage	Turbo Hydra-matic Standard
305 2-bbl. V8	145	Std. (1,2)	2.73†
350 4-bbl. V8	170	Avail. (3)	2.73† Std. 3.08† Avail. (4)

*SAE net (as installed) rating. †Axle ratio.
SPECIAL NOTE: California Emission Equipment required for registration in California. In other states, High Altitude Emission Equipment may be required in areas 4,000 feet or more above sea level.

(1) Standard on Malibu Wagons.

(2) Not available in California or with High Altitude Emission Equipment.

(3) Standard on Malibu Classic Wagons.

(4) Performance ratio; included with High Altitude Emission Equipment.

See below and the back cover for additional Chevelle wagon features and dimensions. Also, see pages 20 and 21 for many available Options and Custom Features.

Chevrolet and Chevelle wagons share these value features.

■ High Energy Ignition—delivers a spark to plugs that is up to 85% hotter than with conventional ignition, which helps produce responsive ignition performance plus longer spark plug life ■ Catalytic converter takes over most emissions control so engines can be tuned for smooth, responsive performance ■ Protective inner fenders, front and rear ■ Magic-Mirror acrylic exterior finish ■ Double-panel roof, door, hood and tailgate ■ Built-in heater-defroster system ■ Hydraulic valve lifters ■ Engine coolant recovery system helps prevent coolant loss ■ Power ventilation system constantly replaces inside air with new air from outside the wagon when ignition is turned on ■ Ball joint wear indicators on front suspension lower control arms.

Long recommended service intervals for normal operation.

Engine Oil..... 12 months or 7,500 miles
Oil Filter..... First 7,500 miles; every 15,000 miles thereafter

Spark Plugs..... up to 22,500 miles

Chassis Lubrication..... 12 months or 7,500 miles
Automatic Transmission Fluid Change... Every 60,000 miles

Trailing information. Add a solid trailing capability to the long list of attributes that make the Chevrolet and the Chevelle wagons such attractive values.

When equipped with the proper recommended trailing package, Chevrolet and Chevelle wagons can tow up to 6,000 lbs. That's a lot of family travel trailer, boat or what have you.

Check your Chevrolet dealer for details and consider these available options: bolt-on load-distributing hitch platform for heavy-duty towing, ball frame hitch for light-duty loads, large trailing mirrors and special wiring harness, to name a few.



Malibu 3-Seat Wagon (foreground) shown with available roof carrier, bumper guards, tinted glass, white stripe tires and wheel covers. Malibu Classic 3-Seat Wagon (background) shown with available roof carrier, sport mirrors, body side moldings, tinted glass, white stripe tires and wheel covers.



Vega Estate Wagon (foreground) shown with available roof carrier, bumper rub strips and front guards, and white stripe tires.
Vega Wagon (background) shown with available roof carrier, Custom Interior, bumper rub strips and front guards,
white stripe tires and wheel covers.

Vega. It just might be all the wagon you need.

Over the years, Vega has accumulated so many refinements that for 1977 it's a new edition of rugged enjoyment.

Yes, it's still the compact wagon that's just right for today's young thinker, regardless of age.

And Vega's still the wagon that offers an engine built to take it. We documented that when three 1976 Vegas with Dura-Built 2-barrel carburetor engines conquered 60,000 miles in and around Death Valley in 60 days during the summer of '75. Maintenance was adjusted for dust conditions. Only one timing belt was replaced and 24 ounces of coolant were added to one of the three engines. (Read the Vega Dura-Built engine warranty on page 18.)

Vega's also still the functional compact wagon that carries four people in comfort and up to 46.6 cubic feet of things to have fun with.

It's also still the versatile small wagon that offers a choice of style and class. There's the base Vega Wagon that comes off looking anything but basic. Then, the Vega Estate Wagon shows its class with its wood-grain vinyl paneling on the sides and across the tailgate. Finally, there is the Vega GT Wagon, sporty and distinctive.

But, we were talking about a new edition of '77 Vega. So, let's take a look at all the standard features that make up this new edition.

Vega Wagon exterior/interior features:

- Classic Vega grillework
- Parking lights behind grille
- Rear quarter and front fender marker lights
- 14 exterior colors: Antique White, Silver, Black, Light Blue, Dark Blue Metallic, Light Lime, Firethorn Metallic, Aqua Metallic, Bright Yellow, Light Buckskin, Bright Orange, Brown Metallic, Light Red and Orange Metallic
- New color-keyed steering column and wheel
- Fold-down rear seat
- Door armrests with integral door pull handles; map pocket in left-hand door
- Center dome light
- Floor-mounted transmission shift
- Compartment in instrument panel
- Concealed stowage compartment in cargo area
- Wall-to-wall floor carpeting, including cargo area
- Full foam seats with bucket seats in front.

Available Custom Sport cloth-and-vinyl upholstery (below) in Firethorn or Buckskin. Custom all-vinyl upholstery in Black, Blue, Buckskin, Firethorn and White (bottom) with Aqua, Black, Blue, Firethorn or Saddle accent areas is available. All-vinyl upholstery in Black, Buckskin or Firethorn is standard. Plaid cloth in Black or Buckskin is also available.



More standard value features:

- Front disc brakes with audible wear sensors that tell you when it's time to replace linings
- Delco sealed side-terminal Freedom battery never needs water
- Full Coil suspension with computer-selected springs
- Torque arm rear suspension for good rear wheel control and noise isolation.

For Vega Estate Wagon, add these:

- New simulated oak wood-grain paneling with simulated wood-grain outline moldings on the rear and full side panels
- Full wheel covers
- Deluxe seats and trim
- Deluxe instrument panel and assist handle
- Two-position adjustable driver's seat back
- Custom door and quarter panel trim
- Rear quarter panel ashtrays
- Day-night inside mirror
- Right-hand-door automatic light switch.

For Vega GT Wagon, add these:

- Bright lower grille panel molding
- Black windshield, rear window and side window trim
- Black Rally II wheels and bright trim rings and white lettered tires
- Front fender "GT" emblem and tailgate decal
- Dull black dual outside sport mirrors
- Sport suspension
- Sport steering wheel with GT emblem
- Special Instrumentation with clock and simulated wood-grain cluster facing
- Bright and black body side lower molding
- Lower body side-black
- Black inner surface headlamp bezels
- GT stripe available.

Now, with all this going for you, turn the page and let's go beneath the skin to see what the '77 Vega is really all about.

Vega's engine. Toughness is built in.

Separate passages for crankcase ventilation and oil return help reduce oil collection around valve stem seals.

Two-stage 2-barrel carburetor is standard equipment on Dura-Built 140 for Vega models.

Overhead camshaft and valve system.

50,000-mile carburetor air filter replacement.

Cast alloy iron cylinder head with five bearings for overhead camshaft.

Hydraulic valve lifters deliver good operation and call for no adjustments as mechanical lifters would require.

To further assist good oil circulation and long engine life, an oil drain helps lower the level of oil collection in the engine head.

Alloy aluminum block with silicon-surfaced cylinder walls to help minimize friction and wear.

Water-jacketed intake manifold.

Externally mounted high-capacity positive displacement oil pump.

Sealers, water pump shields, and other refinements to help give overall cooling system reliability.

Electric fuel pump in gas tank with cutoff switch to stop fuel flow when engine oil pressure drops below safe limit.

Coolant recovery system to help eliminate coolant loss.

More engine features. Engine is designed to operate on unleaded fuels. Catalytic converter takes over most of the emissions control so the Dura-Built engine can be tuned for smooth, responsive performance. Delcotron generator with built-in solid-state regulator. Automatic choke. Engine mounts designed to cushion vibrations.

Transmissions. Vega's standard transmission for 1977 is the floor-mounted 4-Speed manual transmission. Turbo Hydra-matic transmission is available.

This 5-year, or up to 60,000-mile, engine guarantee is an added value feature included in your 1977 Vega Wagon.

Chevrolet Motor Division, General Motors Corporation, guarantees to the owner of the 1977 Vega equipped with a Chevrolet 140-Cubic-Inch 4-Cylinder Engine that any authorized Chevrolet dealer will make repairs without charge to the owner on those engine parts listed below made necessary because of defects in material or workmanship. Repairs will be made within a reasonable time after delivery of the vehicle to a Chevrolet dealer at its place of business. This guarantee shall remain in effect until the Vehicle has accumulated 5 years or 60,000 miles of use, whichever first occurs, from the date of delivery to the first retail purchaser or date first placed in service as a demonstrator or company car, whichever is earlier.

This guarantee applies to the cylinder block, cylinder head, all internal engine parts, intake and exhaust manifolds and water pump.

This guarantee in no way limits the terms of the Chevrolet New Vehicle Warranty.

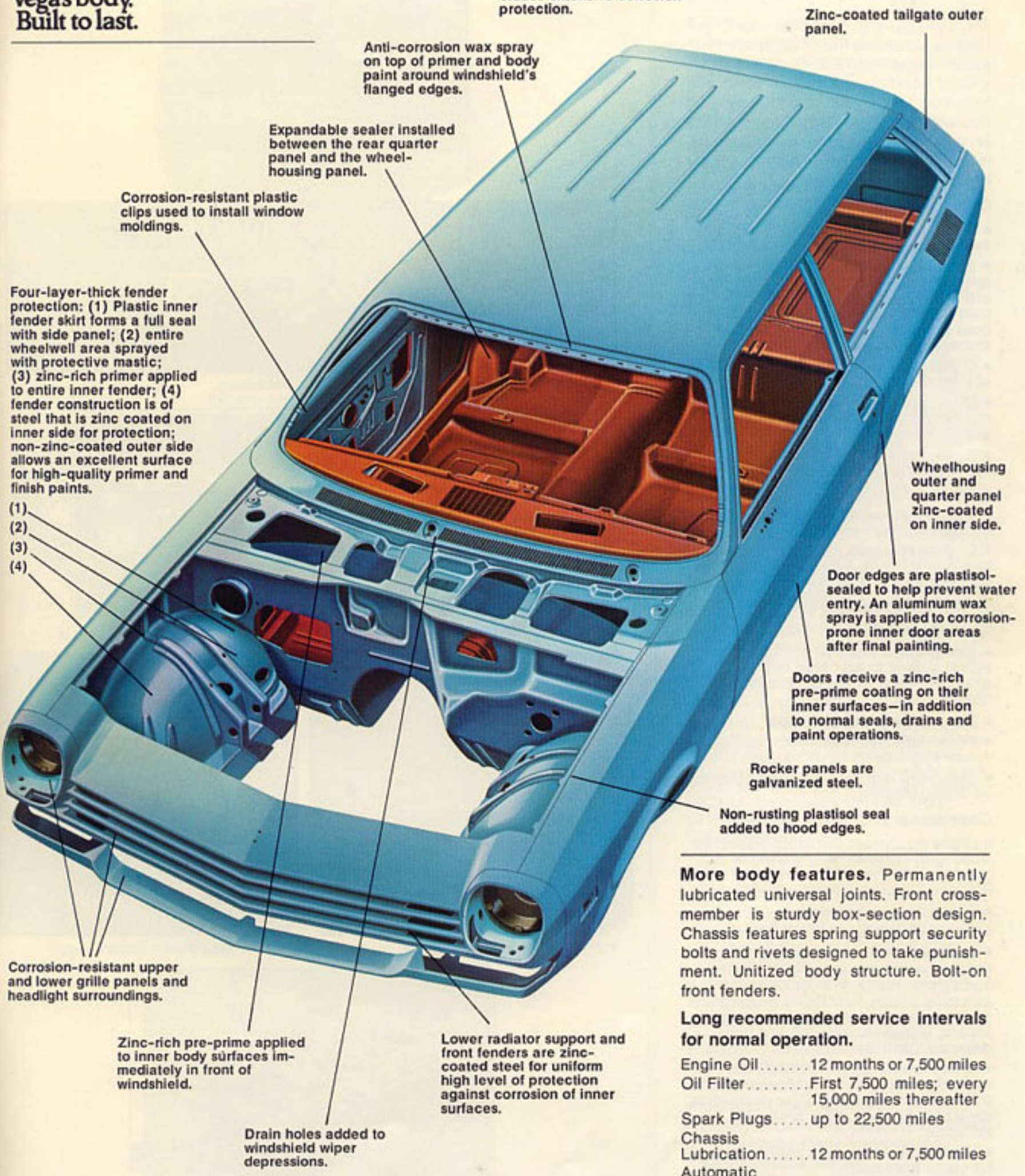
This guarantee does not cover: (1) Repairs required because of misuse, negligence, alteration, accident, lack of reasonable and proper maintenance or replacement of maintenance items (such as spark plugs, positive crankcase ventilation valves, filters) made in connection with normal maintenance services; (2) Loss of time, inconvenience, loss of use of the Vehicle or other matters

not specifically included; (3) Any repairs if the Vehicle is registered and normally operated outside the United States or Canada or if the Vehicle's odometer is altered so that actual mileage cannot be determined. Chevrolet does not authorize any person to create for it any other obligation or liability in connection with the Chevrolet 140-Cubic-Inch 4-Cylinder Engine parts covered by this guarantee.

ANY IMPLIED WARRANTY APPLICABLE TO THESE ENGINE PARTS IS LIMITED IN DURATION TO THE DURATION OF THIS WRITTEN GUARANTEE. CHEVROLET SHALL NOT BE LIABLE FOR CONSEQUENTIAL COMMERCIAL DAMAGES RESULTING FROM BREACH OF THIS GUARANTEE OR ANY IMPLIED WARRANTY.

Vega's body. Built to last.

The 1977 Vega body includes extensive corrosion protection.



Zinc-coated tailgate outer panel.

Anti-corrosion wax spray on top of primer and body paint around windshield's flanged edges.

Expandable sealer installed between the rear quarter panel and the wheel-housing panel.

Corrosion-resistant plastic clips used to install window moldings.

Four-layer-thick fender protection: (1) Plastic inner fender skirt forms a full seal with side panel; (2) entire wheelwell area sprayed with protective mastic; (3) zinc-rich primer applied to entire inner fender; (4) fender construction is of steel that is zinc coated on inner side for protection; non-zinc-coated outer side allows an excellent surface for high-quality primer and finish paints.

- (1)
- (2)
- (3)
- (4)

Wheelhousing outer and quarter panel zinc-coated on inner side.

Door edges are plastisol-sealed to help prevent water entry. An aluminum wax spray is applied to corrosion-prone inner door areas after final painting.

Doors receive a zinc-rich pre-prime coating on their inner surfaces—in addition to normal seals, drains and paint operations.

Rocker panels are galvanized steel.

Non-rusting plastisol seal added to hood edges.

Corrosion-resistant upper and lower grille panels and headlight surroundings.

Zinc-rich pre-prime applied to inner body surfaces immediately in front of windshield.

Lower radiator support and front fenders are zinc-coated steel for uniform high level of protection against corrosion of inner surfaces.

Drain holes added to windshield wiper depressions.

More body features. Permanently lubricated universal joints. Front cross-member is sturdy box-section design. Chassis features spring support security bolts and rivets designed to take punishment. Unitized body structure. Bolt-on front fenders.

Long recommended service intervals for normal operation.

Engine Oil.....	12 months or 7,500 miles
Oil Filter.....	First 7,500 miles; every 15,000 miles thereafter
Spark Plugs.....	up to 22,500 miles
Chassis Lubrication.....	12 months or 7,500 miles
Automatic Transmission Fluid Change....	Every 60,000 miles

See pages 20 and 21 for many available Vega Options and Custom Features and the back cover for dimensions.

What you can add.

The opportunity to customize your Chevrolet wagon choice has never before been so appealing. For 1977, Chevrolet offers a wide selection of available options to help you make your wagon truly you. Availability of these items often depends on the model and other equipment selected. Your Chevrolet dealer can answer any questions.

Chevrolet wagons.

- Comfortron air conditioning maintains the temperature you dial automatically.
- Separate and fully adjustable 50/50 split front seats for driver and passenger, with fold-down armrest for each. Driver's seat is adjustable six ways with power front seat. Deluxe color-keyed seat/shoulder belts included.
- Digital clock tells you the precise time at a glance.
- Stereo speakers located in rear quarter pillars for a total stereo listening experience.
- Power radio antenna (not available with windshield antenna).
- Power tailgate lock.
- Deluxe cargo area carpeting, includes deluxe load floor carpeting.
- Custom two-tone exterior paint adds a beautiful touch to a beautiful wagon. In shades of Blue, Buckskin or Silver/Gray.
- Superlift air-adjustable rear shocks.

Chevelle wagons.

- Swing-out, contoured bucket seats swivel around to fully face doors to simplify getting in and out (Malibu Classic only).
- Removable load floor carpeting.
- Power tailgate release (standard on 3-seat models).
- Swing-out rear side windows (standard on 3-seat models).

Chevrolet and Chevelle wagons.


- Estate equipment including distinctive wood-grain exterior vinyl panels to add true luxury to the sides and rear (Caprice Classic and Malibu Classic only).
- Power door lock system.
- Power windows.
- Econominder Gauge Package indicates when wagon is being driven in an economical range. In addition to economy gauge, it includes temperature gauge and trip odometer on Caprice/Impala; temperature gauge and voltmeter on Chevelle.
- Cruise-Master speed control automatically maintains speed for added driving ease and fuel efficiency on long stretches. A touch of the brake deactivates.
- Electric six-way power seat control for entire front seat.



Digital clock.



Comfortron air conditioning.



Power door locks.

Power windows.



Econominder gauge.



Cruise-Master speed control.



Swing-out bucket seats.



Remote-control Sport mirror.



AM/FM stereo radio.



Comfortilt steering wheel.



Steel-belted radial ply tires.



Heavy-duty battery.

Vega wagons.

- Power brakes.
- Center console.
- Special Instrumentation.
- Quiet Sound Group.
- Adjustable driver's seat back (standard on Vega Estate).
- Power steering.
- Turbo Hydra-matic transmission.

All Chevrolet, Chevelle and Vega wagons.

- Four-Season air conditioning with easy-to-use controls for heating, defrosting or defogging, plus bi-level setting for warm air at interior's lower level, cool air at upper level.
- Roof carrier.
- Rear window air deflector (included with roof carrier on Caprice Classic and Impala).
- Performance ratio rear axle and Positraction that automatically delivers torque to the rear wheel that has better traction.
- Color-keyed deluxe seat/shoulder belts (not available with Vega Black or Black and White interior trim).
- Front and rear bumper rub strips. Front and rear bumper guards (front only on Chevelle and Vega).
- Electro-Clear rear window defogger (forced air on Malibu and Malibu Classic).
- Soft-Ray tinted glass helps reduce glare and inside temperature.
- Auxiliary lighting.
- Wide variety of remote-control and manual outside mirrors. Plain and illuminated visor vanity mirrors (not available on Vega).
- Body side and door edge moldings.
- Heavy-duty radiator.
- Consider the Delco sound systems produced to General Motors and Chevrolet quality standards: AM radio—AM/FM radio—AM/FM stereo radio—eight-track stereo system. Factory-installed radios include windshield antennas. Only genuine Delco radios carry the Delco-GM trademark.
- Comfortilt steering wheel adjusts to six different positions.
- Special wheel covers.
- Wide selection of GM-Specification steel-belted radial ply tires. (Standard with blackwall on all Chevrolet and Chevelle models.)
- Heavy-duty battery.

Suburban, Sportvan and Blazer.

- Distinct Custom Interior trim packages.
- Air conditioning throughout.
- Power steering.
- Comfortilt steering wheel.
- Variety of radio and tape combinations.
- Turbo Hydra-matic transmission.
- Below Eyeline mirrors.
- Heavy-duty shock absorbers, generator, battery.
- Larger capacity fuel tanks.
- Tinted glass.
- Special Instrumentation.
- Wide choice of power teams.

Dimensions and capacities.



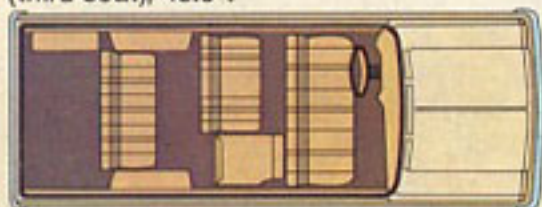
Chevrolet Wagons. Wheelbase—116". Total cargo volume (cubic feet)—Impala 87.7", Caprice 87.0". Tailgate opening height—29.8". Tailgate opening width at floor—48.7". Floor length, front seat to tailgate—90.3". Width between wheelhousings—48.2". Rated fuel capacity (gallons)—22. Overall length—214.3". Overall width—79.1". Loaded height—58.0". Wheels—15" x 7", 5-in. bolt circle. Tread—front, 62.2"; rear, 64.1". Head room—front, 39.2"; rear (second seat), 39.4"; (third seat), 37.5". Hip room—front, 55"; rear (second seat), 55.0"; (third seat), 43.7". Leg room—front, 42.2"; rear (second seat), 38.2"; (third seat), 30.8". Shoulder room—front, 60.8"; rear (second seat), 60.9"; (third seat), 48.8".




Vega Wagons. Wheelbase—97". Total cargo volume (cubic feet)—46.6. Liftgate opening height—25.7". Liftgate opening width at floor—41.4". Floor length, front seat to liftgate—65.3". Width between wheelhousings—42.5". Rated fuel capacity (gallons)—16. Overall length—175.4". Overall width—65.4". Loaded height—51.8". Wheels—13" x 5". Tread—front, 54.8"; rear, 53.6". Head room—front, 38.5"; rear, 40.1". Hip room—front, 46.9"; rear, 42.5". Shoulder room—front, 51.3"; rear, 49.2". Leg room—front, 42.9"; rear, 30.2".



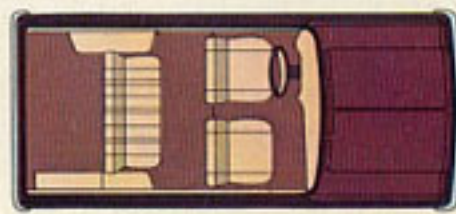
Chevelle Wagons. Wheelbase—116". Total cargo volume (cubic feet)—85.1. Liftgate opening height—27.4". Liftgate opening width at floor—48.0". Floor length, front seat to liftgate—90.2". Width between wheelhousings—43.6". Rated fuel capacity (gallons)—22. Overall length—215.4". Overall width—76.8". Loaded height—55.8". Wheels—15" x 7". Tread—front, 61.5"; rear, 60.7". Head room—front, 38.5"; rear (second seat), 39.2"; (third seat), 38.8". Hip room—front, 54.7"; rear (second seat), 55.1"; (third seat), 36.5". Leg room—front, 42.3"; rear (second seat), 33.3"; (third seat), 27.8". Shoulder room—front, 59.6"; rear (second seat), 58.9"; (third seat), 42.7".



Suburban Wagon. Wheelbase—129.5". Total cargo volume (cubic feet)—144. Rear door opening height—40". Rear door opening width—59.6". Floor length, front seat to rear door—100.3". Width between wheelhousings—50". Fuel tank capacity (gallons)—25. Overall length—218.7". Overall width—79.6".



Sportvan Wagon. Wheelbase—110" and 125". Total cargo volume (cubic feet)—214 and 260. Rear door opening height—48.8". Rear door opening width—54.5". Floor length, front seat to rear door—102.5" and 126.5". Floor length, engine housing to tailgate—118" and 142". Width between wheelhousings—53.5". Fuel tank capacity (gallons)—21. Overall length—177" and 201". Overall width—79.5".



Blazer Wagon. Wheelbase—106.5". Total cargo space—31.8 sq. ft. Cargo area height—42.5". Tailgate opening—65.0". Floor length, front seat back to tailgate—76.5". Width between wheelhousings—50". Fuel tank capacity (gallons)—25. Overall length—184.3". Overall width—79.6".

For your safety and security in Chevrolet, Chevelle and Vega wagons.

Occupant protection. Seat belts with pushbutton buckles for all passenger positions. Two combination seat and inertia reel shoulder belts for driver (with reminder light and buzzer) and right front passenger. Energy-absorbing steering column. Passenger guard door locks. Safety door latches and hinges. Folding seat back latches. Energy-absorbing padded instrument panel and front seat

back tops (including intermediate seat back tops on three-seat wagon models). Contoured windshield header. Thick laminate windshield. Safety armrests. Safety steering wheel.

Accident prevention. Side marker lights and reflectors. Parking lamps that illuminate with headlamps. Four-way hazard warning flasher. Backup lights. Lane change feature in directional signal control. Windshield defrosters, washers and dual-speed wipers. Wide-view inside day-night mirror (vinyl-edged, shatter-resistant glass and deflecting support). Outside rearview mirror. Dual master cylinder brake system with warning light. Starter safety switch. Dual-action safety hood latches (on front opening hoods).

Anti-theft. Ignition key reminder buzzer. Steering column lock.

All illustrations and specifications contained in this literature are based on the latest product information available at the time of publication approval. The right is reserved to make changes at any time without notice in prices, colors, materials, equipment, specifications and models, and to discontinue models. Chevrolet Motor Division, General Motors Corporation, Detroit, Michigan 48202.

