

'80 EL CAMINO



CHEVY TRUCKS

EL CAMINO: ELEGANCE THAT WORKS.

The sleek looks and comfort of a fine passenger car blended with the practicality of a Chevy truck — that's El Camino. And each of El Camino's four easy-riding versions provides 35.5 cubic feet of ribbed steel cargo space, with gross payloads up to 1250 pounds, including cargo, equipment and passengers.



EL CAMINO SUPER SPORT.

It gives you most El Camino basics plus:

- Large front air dam
- Painted sport mirrors
- Choice

of eight paint accent colors on lower body • Decal accent stripes

- Black quarter window moldings

- Rally wheels
- "Super Sport" identification.



EL CAMINO ROYAL KNIGHT.

A striking trim option for the Super Sport. The majestic hood decal, proud side striping and Royal Knight identification on front fenders and tailgate are color-keyed to the body color you choose. Other attractive Royal Knight features include a large front air dam, Rally wheels, and painted sport mirrors (El Camino Royal Knight also shown on cover).

EL CAMINO.

It's our base model, with a generous group of standard features:

- New-for-1980 3.8 Liter (229 Cu. In.) V6 engine (Not available in California)
- Bright window and body moldings
- Padded instrument panel, armrests and headliner
- Color-keyed cut-pile carpeting
- 10" prismatic rear-view mirror
- Full wheel covers
- Steel-belted radial ply tires.

EL CAMINO CONQUISTA.

Details on this exciting version of the El Camino are presented on page 4.





Available Bucket Seats

YOU WON'T BELIEVE YOU'RE IN A PICKUP.



Standard Split-Back Bench Seat

The El Camino features a standard four-inch-thick foam-cushioned bench seat with a handy split back (left). Or choose the added comfort of the available 50/50 seat (shown at right) with dual fold-down armrests. Either seat may be ordered in woven cloth or available textured vinyl. With 50/50 seat choice, you may also specify the available six-way power seat for the driver. For even greater comfort and a sporty appearance, roomy contoured bucket seats (shown above) are available in vinyl or cloth with or without center console and integral transmission shift lever.



Available 50/50 Seat

A BLEND OF FINE-CAR LUXURY AND CHEVY TRUCK

STANDARD V6 ENGINE LEADS THE WAY.

The 3.8 Liter (229 Cu. In.) V6 with staged, 2-barrel carburetor and 8.6:1 compression ratio is the standard El Camino engine. (Not available in California.) A 3-speed manual transmission is standard. A 3.8 Liter (231 Cu. In.) V6 2-barrel is available in California. Not available in other states. Automatic transmission required in California.

TWO V8 ENGINES AVAILABLE.

The 4.4 Liter (267 Cu. In.) V8 with staged, 2-barrel carburetor, and 8.3:1

compression ratio. Power steering required. Available with automatic transmission only. Not available in California.

The 5.0 Liter (305 Cu. In.) V8 with 4-barrel carburetor. Available with automatic transmission only. Power steering required. This is the only V8 engine available in California.

THERMOSTATICALLY CONTROLLED FANS.

This standard feature on many El Camino engines for 1980 is driven only when required by the coolant temperature. Results in more efficient use of available horsepower.

A WORD ABOUT THIS CATALOG.

We have tried to make this catalog as comprehensive and factual as possible. And we hope you find it helpful. However, since the time of printing, some of the information you'll find here may have been updated. Your dealer has details and, before ordering, you should ask him to bring you up to date.

Transmissions.

3-speed and 4-speed manual and automatic transmissions are available, depending on engine selected.

POWER TEAMS.

ENGINES WITH LT. DUTY EMISSIONS FOR ALL STATES EXCEPT CALIFORNIA

DISPLACEMENT — LITER (Cu. In.)	3.8L (229) V6	4.4L (267) V8	5.0L (305) V8
ENGINE ORDERING CODE	LC3(A)	L39(B)	L64(C)
BORE & STROKE	3.7 x 3.48	3.5 x 3.48	3.7 x 3.48
COMPRESSION RATIO	8.6 to 1	8.3 to 1	8.6 to 1
SAE NET HORSEPOWER @ RPM	115 @ 4000	120 @ 3600	155 @ 4000
SAE NET TORQUE (lb.-ft.) @ RPM	175 @ 2000	215 @ 2000	240 @ 1600

ENGINES WITH LT. DUTY EMISSIONS FOR CALIFORNIA ONLY

DISPLACEMENT — LITER (Cu. In.)	3.8L (231) V6	5.0L (305) V8
ENGINE ORDERING CODE	LDS(D)	L64(C)
BORE & STROKE	3.8 x 3.4	3.7 x 3.48
COMPRESSION RATIO	8.0 to 1	8.6 to 1
SAE NET HORSEPOWER @ RPM	110 @ 3800	155 @ 4000
SAE NET TORQUE (lb.-ft.) @ RPM	190 @ 1600	230 @ 2400

OPTIONAL V6 OR V8 ENGINE REQUIRED FOR REGISTRATION IN THE STATE OF CALIFORNIA

- (A) PRODUCED BY GM-CHEVROLET MOTOR DIVISION AT THE TONAWANDA, NEW YORK ENGINE PLANT.
 (B) PRODUCED BY GM-CHEVROLET MOTOR DIVISION AT THE FLINT, MICHIGAN ENGINE PLANT.
 (C) PRODUCED BY GM-CHEVROLET MOTOR DIVISION AT THE FLINT, MICHIGAN, TONAWANDA, NEW YORK AND GM OF CANADA ENGINE PLANTS.
 (D) PRODUCED BY GM-BUICK MOTOR DIVISION AT THE FLINT, MICHIGAN ASSEMBLY PLANT.

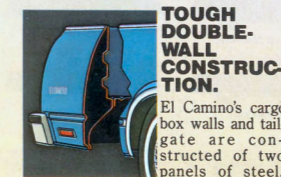
A TOUGH RECORD TO BEAT.

94.8% of Chevy Light-, Medium-, Heavy-Duty trucks and commercial vans in the ten most recent years recorded were still on the job. (Based on R. L. Polk & Co. model year registrations through July 1, 1978. 1979 statistics not available at time of printing.)



A WORD ABOUT ENGINES.

The Chevrolet trucks in this catalog are equipped with GM-built engines produced by various divisions and GM of Canada. Please refer to the engine chart included in this catalog and see your dealer for more complete details about engine sources and availability.




TOUGH DOUBLE-WALL CONSTRUCTION.

El Camino's cargo box walls and tailgate are constructed of two panels of steel.

The inside can take minor nicks and dents without showing through to the outside. Doors and hood have double-wall construction, too. And outer fenders have an inner fender to help protect against the effect of water and salt.

STANDARD AIR-ADJUSTABLE SHOCKS.



Standard air-adjustable rear shock absorbers help stabilize the El Camino at any load up to the maximum load rating. They help prevent "bottoming out" with heavy loads. Air valve is located inside fuel filler door.




CONCEALED STORAGE AND SPARE TIRE COMPARTMENT.

Color-keyed carpeting screens the in-cab access to the storage space under the pickup box. There's easy access from both sides, and the spare tire includes extractor for easy removal.

EL CAMINO CONQUISTA.

This impressive available paint treatment features the basic body color on the roof, upper portion of the pickup box and tailgate, and lower body sides. A special accent color sets off the center section of the body side, the hood, and the lower portion of the tailgate. There are also bright paint break moldings and bright moldings along the lower body side and over wheel openings. A Conquista decal on the tailgate completes the package. (Conquista shown above with available wire wheel covers.)




Many vehicles in this catalog are shown with available factory-installed options, dealer accessories and specialized equipment from various independent suppliers.

VALUE.

OPTIONS YOU CAN ADD.

Sport wheel covers.



Gage Package with tachometer: includes voltmeter, electric clock, temperature and oil gages.


Cargo box cap. (Dealer-installed accessory.)



Rally wheels.



Power windows.



Delco CB radio, power antenna.



Automatic speed control.

Power door locks.



Dual sport mirrors.



Center console.

Cargo box side rails.

(Dealer-installed accessory.)



Comfortilt steering wheel.



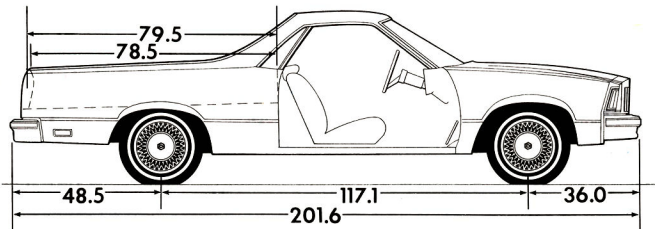
Bumper rub strips. Bumper guards.

Air conditioning.



Delco sound systems.

PAINTS / DIMENSIONS



SPECIFICATIONS.

GVWR (lb)	4426 to 4712	
AVAILABILITY	STANDARD	AVAILABLE
ENGINE — LITER (Cu. In.)	3.8L (229 Cu. In.) V6*	3.8L (231 Cu. In.) V6* 4.4L (267 Cu. In.) V8 5.0L (305 Cu. In.) V8*
FRONT SUSPENSION — TYPE / SPRING	INDEPENDENT COIL SPRINGS	
CAPACITY (lb)	2434	
SPRING CAPACITY (lb) ea.	944/1248†	
REAR SUSPENSION — AXLE TYPE	HYPOID	
CAPACITY (lb)	2686	
AVAIL. RATIOS	2.41, 2.56, 2.73, 3.08	
SPRINGS — TYPE	COIL	
SPRING CAPACITY (lb) ea.	1197/1356†	
BRAKES — DISC/DRUM	POWER	
ELECTRICAL — BATTERY (res. cap. min.)	60	125
GENERATOR (amp.)	37	63
FUEL TANK — NOMINAL CAP. (gal)	17.7	22
STEERING — TYPE	MANUAL	POWER
TRANSMISSION — MANUAL	3-Speed	4-Speed
AUTOMATIC	—	AUTOMATIC
TIRE SIZE, TUBELESS	P205/75R-14	•

• WHITE STRIPED OR WHITE LETTERED TIRES AVAILABLE

*STANDARD ENGINE NOT AVAILABLE FOR REGISTRATION IN THE STATE OF CALIFORNIA.

•OPTIONAL V6 OR V8 ENGINE REQUIRED FOR REGISTRATION IN THE STATE OF CALIFORNIA

†THE CAPACITY OF FRONT AND REAR SPRINGS ACTUALLY INSTALLED IS DEPENDENT ON THE COMPUTED WEIGHT OF THE VEHICLE WITH OPTIONAL EQUIPMENT AS ORDERED.

The right is reserved to make changes at any time, without notice, in prices, colors, materials, equipment, specifications and models, and to discontinue models. Check with your Chevrolet dealer for complete information. Chevrolet Motor Division of General Motors Corporation, Detroit, Michigan 48202. Litho in U.S.A.

A WORD ABOUT COMPONENTS, OPTIONAL EQUIPMENT, ASSEMBLY, AND AVAILABILITY OF THESE CHEVROLETS.

These Chevs incorporate thousands of different components produced by various divisions of General Motors and by various suppliers to General Motors. From time to time during the manufacturing process it may be necessary in order to meet public demand for particular vehicles or equipment or to meet federally mandated emissions, safety and fuel economy requirements or for other reasons to produce these products with different components or differently sourced components than initially scheduled. All such components have been approved for use in these products.

With respect to factory-installed extra cost optional equipment, make certain you specify the type of equipment you desire on your vehicle when ordering it from your dealer. Some options may be unavailable when your vehicle is built. Your dealer receives advice regarding current availability of options. You may ask the dealer for this information. GM also requests the dealer to advise you if an option you ordered is unavailable. We suggest you verify that your vehicle includes the optional equipment you ordered or, if there are changes, that they are acceptable to you.

The Chevy El Camino described in this catalog is assembled at facilities of General Motors Corporation operated by GM Assembly Division. This vehicle is also available from GMC dealers under the name GMC Caballero.

