


1983 CHEVROLET CELEBRITY



CELEBRITY 4-DOOR SEDAN



Celebrity CL Custom Interior. Seats shaped the way people are shaped. Room to relax. Plus sound-isolating materials that muffle road noise.

Come drive Chevrolet's new-generation Celebrity. The bright new shape of Chevrolet.

The handling of front-wheel drive, the comforts of a larger car. Now all in one car.

A shape so aerodynamic you use less than 12 HP to cruise at 80 km/h (50 MPH). Yet a shape so thoughtfully engineered you enjoy front-seat leg room nearly equal to that of the biggest full-size

cars. And a big 16 cu. ft. trunk behind it all.


A car that gives you a feeling of poised precision on the road. Quick, true steering response. Yet a car you have to drive to believe its

smoothness, room, comfort and quiet.

Open up this catalogue, open up the 1983 Celebrity. See everything engineered for you. In the bright new shape of Chevrolet.

Shown above and on cover, Celebrity Sedan.

CELEBRITY 2-DOOR COUPE




Celebrity standard front bench seat with folding centre armrest.



Celebrity is a superb front-wheel drive road car that's nimble and quick in the turns, sure and steady on the straightaways.

TECHNOLOGY

1. Ergonomics come into play in every square foot of Celebrity's passenger compartment, with seats, controls and instruments strategically placed for maximum driver efficiency and convenience.
2. Standard transverse-mounted 2.5 Litre engine.
3. Celebrity delivers the traction of front-wheel drive plus the responsiveness of power rack-and-pinion steering.



Superb road feel, plus over six feet of combined front- and rear-seat leg room – all come together with great style in Celebrity, Chevrolet's largest front-wheel drive car.

CELEBRITY FACTS

STANDARD FEATURES

EXTERIOR FEATURES	Coupe and Sedan
Black, flush-mounted windshield and rear window mouldings	S
Black side window frames	S
Body side mouldings	S
Bright grille	S
Chrome front and rear bumpers with black rub strips	S
Corrosion Protection:	
■ Anti-chip protective coatings applied to lower body	S
■ Extensive use of corrosion-resistant galvanized steel and aluminum	S
■ Liberal use of zinc-rich pre-coated metals	S
■ Wax-base spray on doors, deck lower surfaces and hinge pillars	S
Full wheel covers	S
INTERIOR FEATURES	Coupe and Sedan
AM push-button radio with dual front speakers and fixed-mast antenna	S
Carpeted rear window ledge	S
Colour-keyed, one-piece acoustical carpeting	S
Column-mounted multi-function lever controls windshield washer and wipers, hi/lo beam and turn signal	S
Front bench seat with centre armrest and open-stowage compartment	S
Glove compartment light and lock	S
High-utility luggage compartment with good height and relatively flat carpeted floor	S
Moulded fiberglass-foam acoustical headliner	S
Padded door trim panels	S
Power ventilation system	S
Roll-down windows in all doors (Sedan)	S
Side window defoggers	S
Theft-deterrent sliding door locks	S



16.2 cu. ft. of trunk space.



Column-mounted multi-function lever controls for windshield washer and wipers, hi/lo beam and turn signal.



Celebrity CL instrument panel. Note: Speedometers in Canada have major scale in km/h, secondary scale in MPH and odometer in kilometres.



New electronically tuned AM/FM stereo radio with stereo cassette tape and digital clock.



Reclining 45/45 driver and passenger seat backs.



Celebrity Sedan shown in Custom Two-Tone Silver/White. CL Custom Interior and other available options.

MECHANICAL FEATURES

Disc brake audible wear sensors	S
Delcotron generator with built-in solid-state regulator	S
Double-panel door, hood and deck lid construction	S
Front stabilizer bar	S
Front-wheel drive	S
Full unitized body construction	S
Glass-belted radial ply blackwall tires	S
MacPherson-strut front suspension	S
Maintenance-free wheel bearings	S
Power front disc/rear drum brake system	S
Power rack-and-pinion steering	S
Rear suspension track bar for precise lateral axle control	S
Rear suspension with torque arm to handle driving brake forces	S

S: Standard

SAFETY FEATURES

OCCUPANT PROTECTION

Manual lap/shoulder belts with push-button buckles for driver and right front passenger (driver's side includes visual and audible warning system) ■ Manual lap belts with push-button buckles at rear passenger positions including centre ■ Energy-absorbing steering column ■ Passenger-guard inside door locks ■ High-strength safety door latches and hinges ■ Inertia-type folding front seat back latches ■ Energy-absorbing instrument panel and front seat back tops ■ Laminated safety glass windshield/tempered safety glass side and rear windows ■ Safety armrests ■ Standardized identification symbols for controls and displays ■ Front seat head restraints for driver and right front passenger (adjustable or integral).

ACCIDENT AVOIDANCE

Side marker lights and reflectors ■ Parking lamps that illuminate with headlamps ■ Four-way hazard warning flasher ■ Backup lights ■ Lane-change feature in direction signal control ■ Windshield defrosters, washer and dual-speed wipers ■ Vinyl-bonded inside mirror glass ■ Outside left rearview mirror ■ Dual master cylinder brake system with warning light ■ Starter safety switch ■ Dual-action safety hood latch.

ANTI-THEFT

Audible anti-theft ignition key reminder ■ Anti-theft steering column lock ■ Inside hood release.

POWER TEAMS

Engine	Ordering code	Displacement (cubic inches)	Engine Availability	Automatic Transmission
2.5 Litre 2-Bbl. L4 (A)	LW9	151	Std.	Std.
2.8 Litre 2-Bbl. V6 (B)	LE2	173	EC	Std.
4.3 Litre Diesel V6 (C)	LT7	260	EC	Std.

Std. - Standard EC - Available at extra cost
 (A) Produced by GM - Pontiac Motor Division, U.S.A.
 (B) Produced by GM - Chevrolet Motor Division, U.S.A.
 (C) Produced by GM - Oldsmobile Motor Division, U.S.A.
 See your Chevrolet salesperson for Transport Canada approved fuel consumption estimates for Celebrity.

A WORD ABOUT ENGINES

Some Chevrolets are equipped with engines produced by other GM divisions, subsidiaries, or affiliated companies worldwide. See your dealer for details.

DIMENSIONS: MILLIMETRES (INCHES)

Exterior	Coupe	Sedan
Wheelbase	2664 (104.9)	2664 (104.9)
Length (overall)	4783 (188.3)	4783 (188.3)
Width (overall)	1722 (67.8)	1722 (67.8)
Height (loaded)	1365 (53.7)	1365 (53.7)
Interior		
Head Room - Front	980 (38.6)	980 (38.6)
Head Room - Rear	963 (37.9)	965 (38.0)
Leg Room - Front	1070 (42.1)	1070 (42.1)
Leg Room - Rear	916 (36.1)	925 (36.4)
Hip Room - Front	1329 (52.3)	1330 (52.4)
Hip Room - Rear	1362 (53.6)	1338 (52.7)
Shoulder Room - Front	1430 (56.3)	1427 (56.2)
Shoulder Room - Rear	1451 (57.1)	1427 (56.2)
Luggage Capacity: Litres (cu. ft.)	453 (16.2)	453 (16.2)
Fuel Tank Capacity: Litres (gals.)	58.4 (13.0)†	58.4 (13.0)†

†62.0 litres (13.6 gals.) with V6 engine; 62.8 litres (13.8 gals.) with diesel engine.

OPTIONS

Celebrity offers a wide range of optional equipment that can satisfy your personal taste and needs and be added value at trade-in time.

PERFORMANCE

■ Heavy-duty battery ■ Heavy-duty cooling ■ Suspension equipment: Heavy-duty front and rear suspension; F41 Sport Suspension (requires steel-belted tires).

APPEARANCE AND PROTECTION

■ Body pin striping ■ Bumper guards ■ Colour-keyed floor mats, front and/or rear ■ Custom Two-Tone paint ■ Exterior moulding package (includes rocker panel and wheel opening mouldings) ■ Door edge guards ■ Halogen hi-beam headlamps ■ Mirrors: Left-hand remote-control outside; Sport left-hand remote and right-hand manual; twin remote ■ Tinted glass ■ Vinyl roof cover.

COMFORT AND CONVENIENCE

■ Air conditioning ■ Automatic speed control ■ Auxiliary lighting (includes luggage compartment light, underhood light, headlamp-on reminder) ■ CL Custom Interior (includes front bench seat in cloth or optional vinyl with folding centre armrest, rear door dome lamp switches, special instrument panel trim, custom door panels, plus exterior "CL" identification; also available: optional divided front seat in cloth ■ Comfortilt steering wheel ■ Console (requires divided seats) ■ Digital clock ■ Electric rear window defroster ■ Gauge Package (includes trip odometer) ■ Intermittent windshield wiper system ■ Power door lock system ■ Power windows ■ Reclining driver and front passenger seat backs ■ Six-way power seat.

AUDIO EQUIPMENT

GM-Delco radio equipment: (All radios include dual front speakers; all stereos include dual rear speakers). ■ AM/FM radio ■ AM/FM stereo electronically tuned radio (includes clock) ■ AM/FM stereo electronically tuned radio w/stereo cassette tape with Seek-Scan and clock ■ AM/FM stereo electronically tuned radio with stereo cassette tape and clock ■ Dual rear speakers (included with stereo) ■ Premium dual rear speakers (not available with monaural equipment).

TIRES

■ P185/80R-13 glass-belted radial ply white-stripe (except diesel)
 ■ P195/75R-14 glass-belted radial ply white-stripe (diesel only)
 ■ P185/80R-13 steel-belted radial ply blackwall
 ■ P205/70R-13 steel-belted radial ply white-stripe
 ■ P195/75R-14 steel-belted radial ply white-stripe (diesel only)

WHEEL EQUIPMENT

■ Sport wheel covers (except diesel) ■ Rally wheels (except diesel) ■ Wire wheel covers ■ Locking Package for wire wheel covers ■ Special wheel covers and 14" wheels (included only with available diesel engine).

CONTINUOUS PROTECTION PLAN

The GM Continuous Protection Plan offers service protection in addition to that provided by GM's new-vehicle limited warranty. Ask your dealer about it. Coverage available only in the U.S.A. and Canada. Also, see your Chevrolet dealer for details and information about GM's 24-month/40,000 kilometres (24,000 miles) Power-Protection-Plus Limited Warranty.