

2006 IMPALA



CHEVROLET





IMPALA 2006

THE EVOLUTION OF THE SEDAN JUST ACCELERATED.

Progress in automotive engineering and design is measured in small but vital increments. With a focused and determined effort, those advances can be integrated into one vehicle, creating a new standard. That is the story behind the all-new 2006 Impala. It isn't just a sleeker and more powerful version of Chevrolet's extremely popular sedan. It's also the new standard for its class. Powered by a new generation of engines, highlighted by Impala's much-anticipated return to small-block V8 power. Combined with the heightened convenience of a standard remote vehicle starter on LT, LTZ and SS models. And the enhanced versatility of the available flip-and-fold-flat rear seats – a first in its class. Not to mention the presence of the standard OnStar System and its sophisticated array of safety and security features. The next important stride forward in the evolution of the sedan. The all-new 2006 Chevrolet Impala.

3

**"New Impala blows away the competition."
Toronto Star Wheels**

CHEVROLET



FOR ALL LIFE'S ROADS

For more information about Impala visit our Web site at
impala.gmcanada.com

SS

V8 POWER IS BACK. IN A BIG WAY. The engine may be a small-block V8 but the payoff is big, with a big-time output of 303 horsepower – standard on the new Impala SS. With that kind of power under the hood, the performance of the SS is undeniable. So is the fuel efficiency, thanks to innovative Displacement on Demand (DOD) technology that shuts down four cylinders in low-demand situations. Time to demand a new brand of V8 power. Impala SS.



Impala SS, shown in Silverstone Metallic.

**“Now comes the new Impala looking better...than the old one and surpassing it (and most everything else in its class) in virtually every way.”
– thecarconnection.com**





SS FEATURES STOKE YOUR ENTHUSIASM.

Take in the techno-metallic treatment on the instrument panel and doors. Assume your optimal driving position, using the power eight-way driver's seat adjuster. Cue up your favourite music on the Bose Premium eight-speaker sound system. Shift the transmission into gear. To complete the experience – and to feel the kick of V8 power – request a test drive.



KEY FEATURES:

- 303 hp 5.3L V8 engine with Displacement on Demand
- Heavy-duty 4-speed automatic transmission
- 4-wheel disc brakes with ABS
- Electronic traction control
- 18-in. aluminum wheels
- Dual exhaust outlets with chrome tips
- Specific SS rear deck-lid spoiler
- Bose Premium eight-speaker sound system.

LT



AND THAT'S JUST FOR STARTERS. Even before you get a chance to appreciate the lively responsiveness of a V6 engine with variable valve timing, you have the opportunity to get the engine running and the interior warming or cooling, thanks to the remote vehicle start feature that's standard on LT and LTZ models. That's thinking ahead - which is exactly what the new Impala is all about.



Foreground: Impala LTZ , shown in Superior Blue Metallic. Background: Impala LT, shown in Glacier Blue Metallic.

LTZ





LTZ INTERIOR
GO AHEAD AND REVEL IN IT.

It is unquestionably the most luxurious of Impala models: the LTZ. With available heated, power adjustable front bucket seats and Nuance leather seating surfaces. That's not all that distinguishes LTZ; an auto-dimming interior rear-view mirror enhances both your safety and convenience. A sedan this technologically sophisticated and refined? That's a revelation.



Impala LTZ interior, shown in Neutral with available Nuance leather seating surfaces.

KEY FEATURES:

- Remote vehicle starter on LT, LTZ and SS
- Tire pressure monitoring system on LTZ and SS
- Power eight-way driver's seat adjuster on all models
- Flip-and-fold-flat rear passenger seat on LTZ and SS
- Power windows and power door locks on all models
- Auto-dimming interior rear-view mirror on LTZ
- OnStar with one-year of the Safe & Sound Plan included on all models.

LS

EVEN THE WIPERS ARE IMPROVED. For 2006, Impala has been fundamentally redesigned and re-engineered. Innovations abound. You can see that in something as simple as the flat-blade windshield wiper design that helps minimize streaking and reduce wind noise. This thorough approach to engineering is extended to the complete safety package in Impala, which includes not only dual-stage frontal air bags and the Passenger Sensing System,* but also standard front and rear inflatable head curtain side-impact air bags. An extraordinary attention to detail. An extraordinary sedan. Impala.

*A NOTE ON CHILD SAFETY: Always use safety belts and proper child restraints, even in vehicles equipped with air bags. Even with the Passenger Sensing System, children are safer when properly secured in a rear seat. Never place a rear-facing infant restraint in the front seat of any vehicle equipped with an active frontal air bag. Refer to the vehicle Owner's Manual and child safety seat instructions for more information.



Impala LS, shown in Laser Blue Metallic.



Impala's interior is defined by its spaciousness. The LS interior shown here provides seating for up to six. An available 5-passenger seating plan includes front bucket seats and a centre console.

FEATURES

FREEDOM OF INFORMATION. FREEDOM OF CHOICE.

The new Impala gives you access to comprehensive information about your vehicle's operating systems. The standard instrumentation displays everything from engine coolant temperature to the life remaining in the engine oil. The driver and front passenger also enjoy the freedom to choose their own temperature settings, using the dual-zone climate controls that are standard on LT, LTZ and SS models. The right choice. Impala.



The Impala SS instrument panel features race-inspired analogue gauges with chrome trim rings and Graphite trim.

14

KEY FEATURES:

- Dual-zone climate controls on LT, LTZ and SS; single-zone on LS
- Deluxe Driver Information System with compass and exterior temperature displays, on LT, LTZ and SS
- Driver Information System with personalization features on LS
- MP3-compatible CD player on LT, LTZ and SS; CD player on LS
- Dual-stage frontal air bags with Passenger Sensing System
- Front and rear inflatable head curtain side-impact air bags.



The 8-speaker Bose Premium sound system is standard on SS and available on LT and LTZ. Dual-zone climate controls are standard on LT, LTZ and SS.



The deluxe Driver Information System includes compass and exterior temperature readouts, standard on LT, LTZ and SS, available on LS. A Driver Information System with personalization features is standard on LS.



VERSATILITY

DIVIDE ACCORDINGLY.

It isn't only the capacities of the new Impala that are impressive. Sure, there's seating for up to six. And the trunk provides a generous 527 L (18.6 cu. ft.) of cargo capacity. The real genius is the flexibility of the interior – its ability to divide between cargo and passenger requirements. LTZ and SS models feature the innovative flip-and-fold-flat rear seats that can dramatically expand the cargo capacity. Divide as you see fit.

KEY FEATURES:

- Flip-and-fold-flat rear seats, standard on LTZ and SS, available on LS and LT
- Seatback storage pockets
- Front flip-and-fold centre cushion/console on 6-passenger models; centre console on 5-passenger models
- Power trunk release
- Rear cargo net
- Cargo capacity of 527 L (18.6 cu. ft.).



Impala's first-in-class flip-and-fold-flat rear seats provide enhanced versatility. The seats can be folded down flat to extend the trunk's load floor. Beneath the seat cushions you'll find a storage tray made of composite material. Standard on LTZ and SS, available on LS and LT.

TECHNOLOGY

SOME FEATURES ARE NOT GOING TO MAKE A LOT OF NOISE.

Compared with the buzz created by the new V8 engine, the use of Quiet Steel and the noise and vibration reduction caused by the aluminum engine cradle aren't likely to make a lot of noise. But it's precisely these types of advances that make the new Impala such a beacon of quality. You can see it for yourself in the flawless consistency of the gaps between exterior body panels. All these details add up to create an exceptionally well engineered car.

ENGINE LINEUP

In addition to the V8 on SS models, Impala features two other technologically advanced engines. Both feature variable valve timing to optimize both output and fuel efficiency. The 211 hp 3.5L V6 VVT is standard on LS and LT. The new 242 hp 3.9L V6 VVT is standard on LTZ.

ALUMINUM ENGINE CRADLE

The very stiff yet exceedingly lightweight engine cradle reduces the amount of road noise and engine vibration that penetrate Impala's interior.

BRAKE PERFORMANCE

Electronic brake force distribution helps optimize brake performance by adapting to different loads, traction and vehicle speeds. Included with the available anti-lock braking system.

RIDE QUALITY

Impala's refined ride is the product of an improved four-wheel independent suspension system that incorporates four-stage strut valving and twin-tube dampers.

QUIET STEEL

By sandwiching a layer of viscoelastic material between layers of steel used between the engine and the passenger compartment, Impala's Quiet Steel helps minimize the intrusion of exterior noise.

BETTER WIPER BLADES

The new, flatter wiper blade design minimizes streaking and wind noise by pre-forming the blade to conform to the curvature of the windshield.


ELECTRONIC TRACTION CONTROL

Helping reduce wheelspin when accelerating on slippery surfaces, the full-function traction control system monitors wheelspin, then controls it by reducing engine power and modulating the brakes, standard on LTZ and SS. Included with the available anti-lock braking system on LS and LT.

GM OIL LIFE SYSTEM

The GM Oil Life System alerts you when it's time to change the engine oil. The system could extend the distance between oil changes up to 12,000 km (7200 mi.)* The result can be fewer oil changes, reducing service requirements and the use of non-renewable resources.





FRONT-SEAT STRUCTURE

Tubular reinforcing members work with a rigid box seat structure to help dissipate the energy of a moderate to severe side impact by transferring the force laterally.

AIR BAG TECHNOLOGY

In addition to the dual-stage frontal air bags,** all Impalas now also include head curtain side-impact air bags, and a front Passenger Sensing System that deactivates the air bag when the passenger seat is not being used, or when it is occupied by a child or small adult.

TIRE PRESSURE MONITORING SYSTEM

The system detects when tire pressure is either too high or too low, and then alerts you through the deluxe Driver Information System. Standard on LTZ and SS.

GAP TOLERANCES

Another measure of the quality of the new Impala: The gaps between body panels are kept to very strict tolerances, matching those found on much more expensive automobiles.

SAFETY CAGE CONSTRUCTION

Impala surrounds you and your passengers with a protective, heavy-gauge, reinforced-steel cage that helps prevent intrusions into the passenger compartment from a collision.

*Maintenance needs vary with different uses and driving conditions. Refer to the Impala Owner's Manual for more details.

**A NOTE ON CHILD SAFETY: Always use safety belts and proper child restraints, even in vehicles equipped with air bags. Even with the Passenger Sensing System, children are safer when properly secured in a rear seat. Never place a rear-facing infant restraint in the front seat of any vehicle equipped with an active frontal air bag. Refer to the vehicle Owner's Manual and child safety seat instructions for more information.

POWER

DOD. VVT. THE NEW ACRONYMS OF POWER.

The lead story on the new Impala's engine lineup has to be the return to V8 power in the SS. But it's more than the 303 horsepower output that's newsworthy in this 5.3L V8. Displacement on Demand shuts down four cylinders when less power is required, achieving real fuel efficiency gains. The 211 horsepower 3.5L V6 and the new 242 horsepower 3.9L V6 both feature variable valve timing (VVT) that optimizes combustion to enhance fuel efficiency across the operating range. The new Impala – with three advanced forms of power.

18



The 5.3L small-block V8 engine on Impala SS signals the eagerly awaited return of V8 power to Chevrolet sedans. Pent-roof combustion chambers and flat-top pistons help the engine generate outstanding power with regular gasoline. The output is 303 hp @ 5600 rpm and 323 lb.-ft. of torque at @ 4400 rpm.



Displacement on Demand (DOD) shuts down four of the eight cylinders in low-demand situations, which can increase fuel efficiency by as much as eight percent.* When more power is needed, the cylinders are powered up again seamlessly.

*Fuel economy estimates based on GM testing.





Chevrolet is known for building vehicles that deliver excellent value and dependability. One important aspect of Chevrolet value is represented by the advanced safety, security and convenience of OnStar*. OnStar uses advanced communications technology to enhance your peace of mind whenever you're in your Chevrolet. All it takes is a single push of the blue OnStar button usually located on the interior rear-view mirror, in the overhead console, or near the radio display – the button connects you with one of our specially trained OnStar Advisors. They are standing by, ready to provide support 24 hours a day, 365 days a year.

What can OnStar Advisors do for you? They can provide a wealth of information and perform a variety of services, including a remote diagnostic check of your vehicle's engine and electrical components. In an emergency, an Advisor will attempt to locate your vehicle, find out what assistance you need, and notify nearby emergency service providers.* And if air bags are deployed in your vehicle, an Advisor will contact you to determine if you are in need of assistance.

Another convenient feature is OnStar Hands-Free Calling, a hands-free, voice-activated wireless technology integrated into your vehicle. It's there in case your hand-held phone is lost, forgotten or has a low battery. Even better, there are no additional monthly fees, or additional long distance and roaming charges. And as a new customer, you will receive 30 complimentary minutes good for two months after activation.

Now you can enjoy the peace of mind that comes with knowing you're doing all you can to help keep you, your family, and your vehicle safe. Just ask the almost 150,000 people who have become OnStar subscribers in Canada. How hard does OnStar work for you? The facts speak for themselves: every month in Canada OnStar Advisors handle an average of 9100 routing calls, 2500 emergency calls, 2600 door unlocks, and 625 Roadside Assistance dispatches.

OnStar offers two different service plans, allowing you to select the services that are most convenient for you. OnStar with one year of the Safe & Sound Plan is standard on all Impala models. In addition, the available Directions & Connections Plan offers all of the safety and security services included in the Safe & Sound Plan, plus you'll have access to driving directions and information and convenience services and RideAssist. See your dealer for more information on plans and services.

*OnStar services require vehicle electrical system (including battery), wireless service, and GPS satellite signals to be available and operating for features to function properly. Not all OnStar features are available on all vehicles. OnStar Hands-Free Calling requires a Hands-Free enabled vehicle, existing OnStar service contract, and prepaid calling minutes, and is not available in Alaska and some other markets. Calls may be made to the U.S. and Canada only. OnStar voice recognition system may not work with some voices. OnStar acts as a link to existing emergency service providers. Subscription Service Agreement required. Due to the transition of the wireless industry from analogue to digital technology, as of January 1, 2008, OnStar plans to offer service only through equipment that operates on the digital network, which may require the purchase of a system upgrade for eligible vehicles. Call 1.888.4.ONSTAR (1.888.466.7827) TTY 1.877.248.2080 or visit onstar.ca for OnStar's Terms & Conditions, Privacy Policy, and system limitations and details.

COMMITMENT

Every Chevrolet comes with peace of mind as a standard feature. We're not only committed to engineering and manufacturing vehicles that are rewarding to drive – we're equally committed to making the ownership experience just as responsive to your specific needs. You'll find that our comprehensive support programs make it easier to purchase or lease a Chevrolet Impala. They also help to protect you and your vehicle down the road. A powerful example of the level of protection you can expect is the GM TOTAL™ Warranty. It's so thorough it covers your vehicle – from the roof right down to the tires. So when you drive off the lot of your Chevrolet dealership, you can do so with total confidence. Peace of mind is knowing that your vehicle is built for the long haul, and is backed by a comprehensive warranty.

THE GM TOTAL™ WARRANTY:

The GM TOTAL™ Warranty is your promise of total warranty protection. It covers every new Chevrolet Impala for 3 years or 60,000 km.* Complete vehicle repairs are covered,** including parts and labour, with no deductible.

The warranty includes:

- 3-year/60,000 km* complete vehicle repair coverage
- 6-year/160,000 km* corrosion perforation coverage
- 8-year/130,000 km* coverage on catalytic converters and powertrain control modules (PCMs).

*Whichever comes first. **To correct any defects in material or workmanship occurring during the warranty period. Regular maintenance is not included, nor is excessive wear and tear caused by reckless or negligent driving.

OTHER OWNERSHIP PRIVILEGES AND PROGRAMS:

- **Roadside Assistance** – 24/7 service via toll-free number during your warranty period, anywhere in Canada or the United States
- **Courtesy Transportation** – may be offered during the warranty period
- **GM Protection Plan (GMPP)** – the only extended services contract backed by the resources and commitment of General Motors. GMPP may be purchased at the time of your sale or lease, or subsequently
- **GM Mobility Program** – you may be eligible for reimbursement of up to \$1000 (taxes included) for adaptive equipment for your GM vehicle
- **GM Accessories** – personalize your vehicle with GM Accessories, specifically engineered for your new GM vehicle
- **GM Goodwrench Service** – with GM-certified technicians and GM-approved parts, nobody knows your GM vehicle better.

TO HELP YOU PURCHASE OR LEASE A NEW VEHICLE:

- **GMAC Financing** – on-the-spot financing at your GM dealership†
- **GMAC SMARTLEASE** – a smart alternative to traditional financing†
- **GM Student Bonus Program** – GM will cover the first two purchase finance or lease payments and the lease security deposit on eligible new GM vehicles for students and recent graduates of high school, college or university†
- **The GM Card** – eligible cardholders may be able to redeem up to \$3500 on GM Card® Earnings toward the total purchase price or lease down payment on selected vehicles. For more information on The GM Card please call 1-800-461-3279.†

INFORMATION RESOURCES:

You can find more information about these programs from your GM dealer, or at these information centres:

- The GM Web site at gmcanada.com
- The GM Customer Communication Marketing Centre at 1-800-GM-DRIVE (1-800-463-7483 or 1-800-263-3830 for TDD users) – for information about any GM product or service, including The GM Card and the GM Mobility Program
- For information about GMAC visit gmcanada.com or call 1-800-616-4622.

†Conditions and limitations apply.

††Subject to eligibility.

IMPALA STANDARD AND OPTIONAL FEATURES

SAFETY AND SECURITY	LS	LT	LTZ	SS
Air bags – dual-stage, driver and front-passenger, frontal with Passenger Sensing System	S	S	S	S
Air bags – front and rear, side head curtain	S	S	S	S
Brake/transmission shift interlock	S	S	S	S
Door locks – automatic power, programmable with lock-out protection	S	S	S	S
Headlights – Daytime Running Lights with automatic light control	S	S	S	S
Keyless entry system – remote, includes Panic feature	S	S	S	S
OnStar In-Vehicle Communications and Assistance Service – includes one-year Safe & Sound Plan	S	S	S	S
Safety restraints – LATCH (Lower Anchors and top Tethers for Children), rear seats	S	S	S	S
Theft-deterrent system – PASS-Key III + immobilizer	S	S	S	S
Theft-deterrent system – audible/visible content theft alarm	–	–	S	S
Traction control – electronic, full-function, all-speed	0 ¹	0 ¹	S	S
Trunk – internal manual trunk entrapment release handle	S	S	S	S

MECHANICAL	LS	LT	LTZ	SS
Battery – with run-down protection	S	S	S	S
Brakes – power, 4-wheel disc	S	S	S	S
Brakes – 4-wheel anti-lock braking system (ABS)	0 ²	0 ²	S	S
Drive – front-wheel	S	S	S	S
Engine – 3.5L V6 VVT with SFI Horsepower – 211 @ 5800 rpm, Torque – 214 lb.-ft. @ 4000 rpm	S	S	–	–
Engine – 3.5L V6 VVT with flexible fuel (gasoline/ethanol) Horsepower – 211 @ 5800 rpm, Torque – 214 lb.-ft. @ 4000 rpm	0	0	–	–
Engine – 3.9L V6 VVT with SFI Horsepower – 242 @ 6000 rpm, Torque – 242 lb.-ft. @ 4800 rpm	–	–	S	–
Engine – 5.3L V8 with SFI and Displacement on Demand (DOD) technology Horsepower – 303 @ 5600 rpm, Torque – 323 lb.-ft. @ 4400 rpm	–	–	–	S
Engine block heater	S	S	S	S
Exhaust system – aluminized stainless steel	S	S	S	S
Exhaust system – aluminized stainless steel with dual outlets	–	–	S	–
Exhaust system – dual muffler, dual outlets with chrome finished tips	–	–	–	S
Steering – power, rack-and-pinion	S	S	S	S
Suspension – 4-wheel independent	S	S	S	S
Suspension – Soft Ride	S	S	S	–
Suspension – Sport	–	–	–	S
Transmission – 4 speed automatic with overdrive	S	S	S	–
Transmission – heavy-duty 4-speed automatic with overdrive	–	–	–	S
Vehicle starter system – remote	0 ³	S	S	S

EXTERIOR	LS	LT	LTZ	SS
Antenna – rear-window integrated	S	S	S	S
Fog lights	–	–	S	S
Glass – Solar-Ray, tinted	S	S	S	S
Mirrors – power remote control, body-colour	S	S	–	S
Mirrors – power remote control, heated, body-colour	–	–	S	0 ⁴
Mouldings – bodyside and rocker, body-colour	S	S	S	S
Spoiler – rear deck-lid	0	0	S	–
Spoiler – unique SS design	–	–	–	S

EXTERIOR (continued)	LS	LT	LTZ	SS
Sunroof – power, sliding glass panel with sunshade ⁵	0	0	0	0
Tires – P225/60R16 all-season	S	S	–	–
Tires – P225/55R17 all-season	–	–	S	–
Tires – P235/50R18 all-season	–	–	–	S
Wheels – 16" x 6.5" steel, bolt-on wheel covers (A) ⁶	S	–	–	–
Wheels – 16" x 6.5" 5-spoke painted aluminum (B) ⁶	–	S	–	–
Wheels – 17" X 6.5" machined aluminum (C) ⁶	–	–	S	–
Wheels – 17" X 6.5" forged polished aluminum (E) ⁶	–	–	0 ⁴	–
Wheels – 18" x 7" machined aluminum (D) ⁶	–	–	–	S
Wheels – 18" x 7" bright polished aluminum ⁶	–	–	–	0
Wheels – 18" x 7" chromed 5-triangular double-spoke aluminum (F) ⁶	–	–	–	0 ⁴
Windshield wipers – 2-speed with variable delay (intermittent)	S	S	S	S
LS Appearance Package – 16" x 6.5" 5-spoke painted aluminum wheel (B) ⁶ and rear deck-lid spoiler	0	–	–	–

*Interim availability. Regular production accessory, dealer installed.

INTERIOR	LS	LT	LTZ	SS
Accents – simulated wood grain	S	S	S	–
Accents – techno steel	0	0	0	S
Air conditioning – manual	S	–	–	–
Air conditioning – manual, dual zone	–	S	S	S
Air filtration system – pollen filter	S	S	S	S
Cargo convenience net	S	S	S	S
Cruise control – steering wheel-mounted, electronic with resume, coast and decelerate/accelerate features	S	S	S	S
Defogger – electric rear-window	S	S	S	S
Floor mats – front and rear, carpeted	S	S	S	S
Heater ducts – rear seat, floor	S	S	S	S
Instrumentation – analogue gauges (includes speedometer, tachometer, coolant temperature and fuel gauge) and Driver Message System (includes system problem notification, traction active, low oil pressure, GM Oil Life System, low oil level, low fuel level, low washer fluid level and trunk open indicators)	S	S	S	S
Instrumentation – Deluxe Driver Information System (includes trip computer, exterior temperature display and compass)	0	S	S	S
Instrumentation – tire inflation monitoring system	–	–	S	S
Lights – courtesy, delayed illuminated entry/exit, theatre dimming, front reading rear courtesy/reading and trunk	S	S	S	S
Mirror Package – includes interior rear-view mirror with electrochromic auto-dimming feature, dual reading lights and heated exterior power remote control mirrors	–	–	S	0
Retained accessory power	S	S	S	S
Steering column – tilt adjustable	S	S	S	S
Steering wheel – leather-wrapped with sound system controls	0 ⁷	S	S	S
Sunshades – LH and RH padded; vanity mirrors with extensions	S	S	–	–
Sunshades – LH and RH padded; illuminated vanity mirrors with extensions	–	–	S	S
Trunk – release, power remote	S	S	S	S
Windows – power, driver's express-down feature and passenger window lock-out features	S	S	S	S

1 Included with available anti-lock braking system (ABS).

2 Includes full-function traction control.

3 Requires Deluxe Driver Information System.

4 Included with Mirror Package.

5 Includes universal home remote 3-channel transmitter.

6 Wheels shown on page 23.

7 Included with AM/FM stereo CD player and MP3 playback sound system.

SEATS	LS	LT	LTZ	SS
Cloth reclining front bucket seats – with 6-passenger seating, column shifter, flip-and-fold cushion/console	S	S	O	–
Cloth reclining front bucket seats – with 5-passenger seating, floor shifter and front floor console	O	O	S	S
Reclining front bucket seats with heated leather seating surfaces – with 6-passenger seating, column shifter, flip-and-fold cushion/console and power 6-way front-passenger adjuster	–	–	O	–
Reclining front bucket seats with heated leather seating surfaces – with 5-passenger seating, floor shifter and power 6-way front-passenger adjuster	–	–	O	O
Power 8-way driver and 2-way manual lumbar adjusters	S	S	S	S
Seatback – rear 60/40 split-flip-and-fold-flat	O	O	S	S

SOUND SYSTEMS	LS	LT	LTZ	SS
All Impala sound systems include an electronically tuned Delco AM/FM stereo with seek up/down, scan, auto tone control, speed-compensated volume control, Radio Data System (RDS), auxiliary input jack, digital clock and Theftlock				
AM/FM stereo with CD player	S	–	–	–
AM/FM stereo with CD player and MP3 playback	O ⁸	S	S	S
AM/FM stereo with 6-disc in-dash CD changer and MP3 playback	O ⁸	O	O	O
6-speaker sound system	S	S	S	–
8-speaker Bose Premium sound system	–	O ⁹	O ⁹	S

⁸ Includes leather-wrapped steering wheel with sound system controls.

⁹ Requires up-level sound system.

S – Standard. O – Optional individually or in combination with other optional equipment.

A WORD ABOUT THIS BROCHURE

Some of the equipment shown or described throughout this brochure may be available at extra cost. We have tried to make this brochure comprehensive and factual. We reserve the right, however, to make changes at any time, without notice, in prices, colours, materials, equipment, specifications, models and availability. Specifications, dimensions, measurements, ratings and other numbers in this brochure and other printed materials provided at the dealership or affixed to vehicles are approximates based upon design and engineering drawings and prototypes and laboratory tests. Your vehicle may differ due to variations in manufacture and equipment. Since some information may have been adapted since the time of the printing, please check with your Chevrolet dealer for complete details. General Motors of Canada Limited reserves the right to lengthen or shorten the model year for any product, for any reason, or to start and end model years at different times.

PRIVACY STATEMENT

At General Motors of Canada Limited ("GM Canada") we respect your privacy and value our relationship with you. Your personal information will be protected, will never be sold, and will be used only by GM Canada, our affiliates, dealers/retailers, and service suppliers (only to provide services). If you wish to be removed from GM Canada marketing communications, would like to limit only certain marketing communications from us, would like a listing of our specific uses or further information about those with whom your information is shared, or for further information about our Privacy Policy and practices, please contact us at 1-800-GM-DRIVE (1-800-463-7483) or through our Web site at gmcanada.com

A WORD ABOUT ASSEMBLY

Chevrolets are equipped with engines and components produced and assembled by different operating units of General Motors, its subsidiaries and suppliers and these engines and components may change or be obtained from different sources from time to time. All such engines and components are approved for use in Chevrolets. Certain equipment ordered may be unavailable at the time of assembly and we suggest that you verify that your vehicle includes the equipment you ordered, or if there are changes, that they are acceptable to you.

TRADEMARKS

The marks appearing in this Chevrolet Impala brochure including, but not limited to: General Motors, GM, the GM Canada emblem, the GM Canada Web site address, Chevrolet, the Chevrolet emblem, Aveo, Cobalt, Corvette, Epica, HHR, Impala, Malibu, Malibu Maxx, Monte Carlo, Optra, Uplander, and their respective logos, emblems, slogans and vehicle model names and body designs; and other marks such as Delco, SMARTLEASE, Solar-Ray and TOTAL Warranty are trademarks of General Motors Corporation and/or General Motors of Canada Limited, its subsidiaries, affiliates or licensors.

GMAC is a registered trademark of the General Motors Acceptance Corporation.

OnStar, the OnStar logo and the OnStar button are registered trademarks of the OnStar Corporation.

PASS-Key III+ and TheftLock are registered trademarks of Delphi Automotive Systems.

Bose is registered trademark of the Bose Corporation.

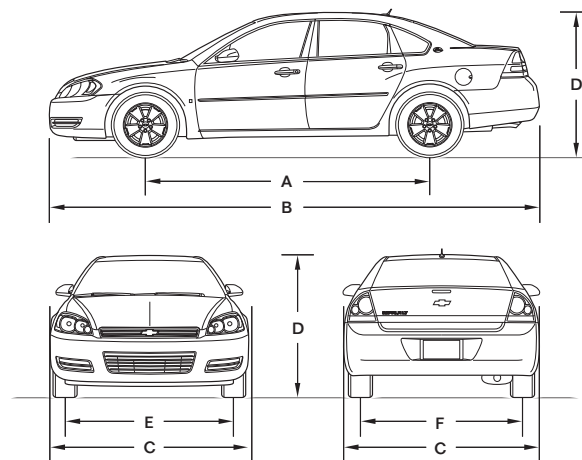
Radio Data System (RDS) is a registered trademark of the U.S. National Association of Broadcasters.

COPYRIGHT

© Copyright 2005 General Motors of Canada Limited. All Rights Reserved. All text, images, graphics, and other materials in this Chevrolet Impala brochure are subject to the copyright and other intellectual property rights of General Motors Corporation and/or General Motors of Canada Limited. These materials may not be reproduced, distributed or modified without the express written permission of General Motors Corporation and/or General Motors of Canada Limited.

Printed in Canada, August 2005.

DIMENSIONS



EXTERIOR, mm (in.)

Wheelbase (A)	2807 (110.5)
Length (B)	5090 (200.4)
Width (C)	1851 (72.9)
Height (D)	1491 (58.7)
Front tread (E)	1585 (62.4)
Rear tread (F)	1562 (61.5)

INTERIOR, mm (in.) front/rear

Headroom	1001/961 (39.4/37.8)
Legroom	1076/954 (42.3/37.6)
Shoulder room	1490/1488 (58.7/58.6)
Hip room	1432/1452 (56.4/57.2)

CAPACITIES/WEIGHT

Trunk, L (cu. ft.)	527 (18.6)
Fuel tank, L (imp. gal.)	66 (15.0)
Curb weight (est.), kg. (lb.)	1611 (3553) Impala LS 1649 (3637) Impala LT 1667 (3675) Impala LTZ 1683 (3712) Impala SS

TOWING

3.5L V6 VVT 2.86 final drive ratio; 454 kg (1000 lb.) maximum gross trailer weight*

3.9L V6 VVT 3.29 final drive ratio; 454 kg (1000 lb.) maximum gross trailer weight*

5.3L V8 2.93 final drive ratio; 454 kg (1000 lb.) maximum gross trailer weight*

*When properly equipped, includes weight of trailer, cargo, passengers and equipment. All towing recommendations are subject to change. Trailer tongue load should be 10% of the maximum trailer weight but should not exceed the load rating specified for that vehicle, engine or hitch combinations. See your dealer or refer to the Impala Owner's Manual for details.

40 – White*

53 – Amber Bronze Metallic

42 – Dark Silver Metallic

63 – Sport Red Metallic



EXTERIOR/INTERIOR COLOUR COMPATIBILITY

▼ EXTERIOR INTERIOR ► 19 – EBONY 52 – NEUTRAL 83 – TITANIUM

21 – LASER BLUE METALLIC*	•	•	•
22 – SUPERIOR BLUE METALLIC	•	•	•
40 – WHITE*	•	•	•
41 – BLACK*	•	•	•
42 – DARK SILVER METALLIC	•	•	•
53 – AMBER BRONZE METALLIC	•	•	•
63 – SPORT RED METALLIC	•	•	•
67 – SILVERSTONE METALLIC*	•	•	•
68 – GLACIER BLUE METALLIC	•	•	•

*Denotes availability on Impala SS



21 – Laser Blue Metallic*

52C – Neutral

INTERIOR FABRICS



19C – Ebony

832 – Titanium



192 – Ebony



Cloth Seat
83C – Titanium

Leather Seat
522 – Neutral

Colours may not be exactly as illustrated due to restrictions of the printing process. Please see your Sales Consultant for specific colour and model availability.

*Denotes availability on Impala SS.

**Interim availability. Regular production accessory, dealer installed.

COLOURS, FABRICS & WHEELS

68 – Glacier Blue Metallic

22 – Superior Blue Metallic



67 – Silverstone Metallic*

41 – Black*


23

WHEELS

A – 16" bolt-on wheel cover

C – 17" machined aluminum

E – 17" forged polished aluminum**



B – 16" 5-spoke painted aluminum

D – 18" machined aluminum
(Also available in bright polished version)

F – 18" chromed, 5-triangular double-spoke aluminum**



AVEO

A STORY ONLY GENERAL MOTORS CAN TELL.

General Motors' commitment to setting the highest standards in quality, safety, innovation, and fuel efficiency are matched by an equally strong commitment to the community.



OPTRA

DID YOU KNOW?

QUALITY: GM plants swept the J.D. Power Initial Quality Study^{SM*} rankings for North and South America: Gold and Silver Plant Quality Awards for the Canadian Oshawa #2 and #1 car plants, in addition to the Bronze Plant Quality Award for the Hamtramck, Michigan plant.



COBALT

SAFETY: General Motors is the only automotive manufacturer committed to offering a full range of cars, trucks, and SUVs that provide safety protection before, during and after a collision. GM vehicles are equipped with a range of features and technologies that help drivers avoid collisions, reduce the risk of injury should a collision prove unavoidable, and help you get the assistance you need after a collision.



EPICA

INNOVATION: GM is at the forefront of automotive technology with breakthrough features such as OnStar and XM Satellite Radio.

FUEL EFFICIENCY: GM offers more cars than any other automaker in Canada that get better than 7.0 L/100 km in highway driving. GM has also won more EnerGuide fuel-efficiency awards than any other car company.



MALIBU & MALIBU MAXX

GM IS COMMITTED TO CANADA.

INVESTMENT: GM invests more in Canada than any other car company: The \$2.5 billion Beacon Project represents the largest automotive investment in Canadian history.

EMPLOYMENT: GM directly employs over 20,000 people in Canada – more than any other car company.

DESIGN: GM is the only car company that designs, engineers and builds cars in Canada.



IMPALA

GM IS BEHIND YOU AND YOUR VEHICLE.

GM is equally comprehensive in the way it backs its Chevrolet vehicles. All Chevrolet models include:

- 3-year/60,000 km** complete vehicle repair coverage
- 6-year/160,000 km** corrosion perforation coverage
- 8-year/130,000 km** coverage on catalytic converters and powertrain control modules (PCMs)
- 3-year/60,000 km** 24-hour Roadside Assistance.



MONTE CARLO

*General Motors Corporation – Oshawa #2 (Ontario – Car) was the highest ranked plant, Oshawa #1 (Ontario) was the second ranked plant and Hamtramck, MI was the third ranked plant in North/South America among plants producing vehicles for the U.S. market in J.D Power and Associates 2005 U.S. Initial Quality StudySM. Study based on a total of 62,251 U.S. consumer responses indicating owner reported problems during the first 90 days of ownership. www.jdpower.com

**Whichever comes first.



HHR



Canada



UPLANDER

CHEVROLET PONTIAC BUICK GMC CADILLAC SATURN SAAB HUMMER



CORVETTE

CHEVROLET FOR ALL LIFE'S ROADS

gmcanada.com

