

2006 SIERRA



2006 SIERRA

GMC

SIERRA. DRIVE THE LEGEND. |

GMC
BUILDING LEGENDS

AT GMC, OUR HISTORY IS FULL OF REMARKABLE ACHIEVEMENTS.

Like creating trucks that set records in the early days of the twentieth century. Engineering the world's first SUV. But, it's our Sierra full-size pickups that are the mainstay of the GMC legend. For 2006, the Sierra family offers it all. More choice. Willing power. Massive torque. Envious fuel economy. Tremendous towing and hauling capabilities. Spacious, comfortable interiors. Some of the industry's most advanced technology. And quality so high, GMC Sierra HD was "Highest Ranked Heavy-Duty Full-Size Pickup in Initial Quality" in the U.S. by J.D. Power and Associates.* Sierra. Why drive anything less than the legend?

*J.D. Power and Associates 2005 U.S. Initial Quality StudySM. Study based on a total of 62,251 U.S. consumer responses indicating owner reported problems during the first 90 days of ownership. www.jdpower.com



Sierra 1500 Extended Cab with available VortecMAX Performance Package, shown in Deep Blue Metallic. Sierra 3500 Crew Cab with dual rear wheels, shown in Steel Gray Metallic. Sierra Denali Crew Cab with standard 20-in. chromed finish aluminum wheels, shown in Onyx Black.



For more information about Sierra
visit our Web site at sierra.gmcanada.com

SIERRA DENALI

PREMIUM STYLE MEETS IMPRESSIVE CAPABILITY.

ON OR OFF THE ROAD, nothing blends luxury, style, technology and serious pickup capability quite like Sierra Denali. Standard equipment includes such items as a Z71 off-road suspension, full-time all-wheel drive and a 345 horsepower VortecMAX V8 that delivers a premium driving experience and impressive towing and hauling capacities. And when it comes to appearance, Sierra Denali is in a class by itself, thanks to its chrome tubular side steps, monochromatic paint, unique grille, fog lights and 20-inch wheels – all standard equipment.





SIERRA DENALI



Sierra Denali Crew Cab interior, shown in Sandstone.



QUITE POSSIBLY THE MOST COMFORTABLE PICKUP IN THE WORLD.

FEW VEHICLES IN ANY CLASS OFFER THE KIND OF LUXURY Sierra Denali does. The Crew Cab body style provides a spacious interior, not to mention easy entry and exit via four large doors. The ride is quiet and comfortable and the environment is loaded with amenities, including heated, eight-way power adjustable front bucket seats with power lumbar supports, side bolsters, leather seat inserts and a two-person memory function for the driver's seat. A dual-zone automatic climate control system helps keep everyone comfortable regardless of the season. And for your entertainment, Sierra Denali's standard audio system includes an in-dash six-disc CD changer, a cassette tape player and six premium Bose speakers.

SIERRA 1500/1500HD





A TRUCKING ORIGINAL.

WHEN YOU NEED AN OVER-ACHIEVING HALF-TON PICKUP TRUCK, look no further than Sierra 1500 and 1500HD. The engine selection ranges from a Vortec 4300 V6 all the way up to Sierra 1500HD's standard Vortec 6000 V8, which generates 300 horsepower and 360 pounds-feet of torque. There's an amazing variety of vehicle configurations and trim levels including a new Extended Cab short 5'8" box, so it's easy to find the truck that's exactly right for you. And Sierra 1500s offer some serious capability, especially when equipped with the newly available VortecMAX Performance Package on Crew and Extended Cab models that includes a 345 horsepower Vortec 6000 V8 engine, super-duty automatic transmission and a higher-capacity rear axle.

SIERRA 2500HD



Sierra 2500HD Crew Cab, shown in Summit White.



HEAVY-DUTY HAULER.

WHEN THE PROJECTS IN FRONT OF YOU are more than a typical light-duty truck can handle, look no further than Sierra 2500HD. The standard engine is a 300 horsepower Vortec 6000 V8, and the big-block Vortec 8100 V8 and the asphalt-rendering Duramax 6600 Diesel V8, with a class-leading 650 lb.-ft. of torque, are available.* Payload capacity ranges as high as 1841 kg (4058 lb.) for Sierra 2500HD two-wheel-drive models. And these trucks' towing capabilities are even more impressive. Properly equipped, Sierra 2500HD can tow up to 5443 kg (12,000 lb.) with a ball hitch and 7303 kg (16,100 lb.) with a fifth wheel.

*Requires available Allison 6-speed automatic transmission. Based on 2005 Model Year data for GM Large Pickup segment and latest published competitive information available at time of printing. Excludes other GM vehicles.



Sierra 2500HD Regular Cab, shown in Silver Birch Metallic.

SIERRA 3500





KING OF THE JOB SITE.

SIERRA 3500 IS THE MOST CAPABLE MEMBER of a very accomplished family. Properly equipped, these trucks can tow a massive 7575 kg (16,700 lb.) with a fifth wheel, and Sierra 3500 Regular Cab can haul a payload of up to 2500 kg (5511 lb.). Sierra 3500 is available in Regular, Extended and Crew Cab body styles, and for 2006 all models* offer a choice of single or dual rear wheels with GWVRs of 4491 kg (9900 lb.) and 5171 kg (11,400 lb.) respectively. Regardless of which configuration you choose, your Sierra 3500 will feature a well-engineered, full-size cargo box measuring almost two and a half metres (over eight feet) long.

*Regular Cab 2WD with single rear wheels only available as a chassis cab model. Some powertrain restrictions apply to single-rear-wheel models. Please see your Sales Consultant for details.

SIERRA COMFORT



Sierra Crew Cab interior, shown in Dark Pewter.



YES, IT REALLY IS A PICKUP.

INSIDE SIERRA, it's often hard to believe you're in a pickup at all. The ride is impressively smooth and quiet and the roominess, comfort level and choice of amenities rival many quality sedans. Sierra includes a long list of standard and available features – such as dual-zone climate controls, tinted glass and a multi-function Driver Information Centre – which add to your comfort and convenience. For a touch of real luxury, opt for an SLT model. You'll enjoy full-feature front bucket seats with heated leather inserts, a premium sound system with steering wheel-mounted controls, OnStar and more.



A POWER SLIDING GLASS SUNROOF is available on selected Extended and Crew Cab models.



TO HELP KEEP YOUR REAR PASSENGERS CONTENT on long journeys, Sierra Crew Cabs offer an available rear-seat DVD entertainment system.

SIERRA CONTROL



Sierra instrument panel, shown with available equipment.



ERGONOMIC DESIGN HELPS KEEP YOU COMFORTABLY IN COMMAND.

TAKE YOUR PLACE IN SIERRA'S SUPPORTIVE DRIVER'S SEAT and everything you need is right there, just where you want it. The analogue gauges are clear and easy to read, and there's a standard Driver Information Centre that monitors a variety of vehicle conditions and alerts you when your attention is required. The controls are so well designed and positioned that using them is almost intuitive. Even the climate control system has been designed to make driving safer and more convenient, with large knobs that are easy to adjust even when you're wearing gloves.

FOR YOUR COMFORT AND CONVENIENCE, all SLT models allow you to personalize a wide range of vehicle systems to your preferred settings using the Driver Information Centre.



SIERRA ENGINES



THE BIG-BLOCK VORTEC 8100 V8 produces 330 hp and 450 lb.-ft. of torque – the most torque of any gasoline V8 pickup engine.[†]

[†]Based on 2005 Model Year data for the GM Large Pickup segment and the latest published competitive information available at time of printing.

WITH ITS HIGH-PRESSURE, common rail, direct injection system and variable geometry turbocharger, the Duramax 6600 V8 is one of the most advanced diesels available in any pickup.



FEEL THE POWER.

SIERRA OFFERS A QUALITY ENGINE for every application. Choices include the very affordable Vortec 4300 V6, a selection of seven gasoline-powered Vortec V8s plus, newly upgraded for 2006, the awesome Duramax 6600 Diesel V8 and its ground-pounding 650 pounds-feet of


torque.* Sierra also offers a Vortec 5300 V8 that is specially adapted to run on E85 (up to 85% ethanol) fuel. There's even a Sierra model with an advanced hybrid powertrain – the first in any pickup truck** – that combines gas/electric technology to improve fuel efficiency.

*With available Allison 6-speed automatic transmission. Manual transmission models produce 520 lb.-ft. of torque. **Excludes other GM vehicles.

SIERRA HYBRID: A LEGEND IN THE MAKING.

INTRODUCING THE INDUSTRY'S FIRST HYBRID FULL-SIZE PICKUP: the Sierra 1500 Extended Cab Hybrid Pickup. It is loaded with the same hauling power as its equivalent conventional Sierra, thanks to the 295 hp Vortec 5300 V8 gas engine. What distinguishes this Sierra is the way the electric induction motor switches over to become a generator. When the truck is idling, the auto start/stop feature shuts off to save fuel – realizing an up to 12% increase in fuel economy.* The battery packs are recharged using regenerative braking, so there is no need to ever plug in this hybrid. In fact, the generator can be used to power tools through the four 120-volt AC outlets.

*Based on a comparison of city driving for the conventional Sierra model to the Sierra Hybrid model.



SIERRA ENGINE/TRANSMISSION AVAILABILITY

Series/Cab Type	Model Number	Vortec 4300 V6 ¹ 195 hp @ 4600 rpm 260 lb.-ft. torque @ 2800 rpm	Vortec 4800 V8 ² 285 hp @ 5200 rpm 295 lb.-ft. torque @ 4000 rpm	Vortec 5300 V8 ³ 295 hp @ 5200 rpm 335 lb.-ft. torque @ 4000 rpm	Vortec 6000 V8 ⁴ 300 hp @ 4400 rpm 360 lb.-ft. torque @ 4000 rpm	VortecMAX V8 345 hp @ 5200 rpm 380 lb.-ft. torque @ 4000 rpm	Vortec 8100 V8 ⁵ 330 hp @ 4200 rpm 450 lb.-ft. torque @ 3200 rpm	Duramax 6600 V8 ⁶ Turbo Diesel 360 hp @ 3200 rpm 650 lb.-ft. torque @ 1600 rpm
1500								
Regular Cab	C15703	S	O	O	–	–	–	–
	C15903	S	O	O	–	–	–	–
	K15703	S	O	O	–	–	–	–
	K15903	S	O	O	–	–	–	–
Extended Cab	C15553	–	–	S	–	–	–	–
	C15753	S	O	O	–	O ⁶	–	–
	C15953	–	S	O	–	–	–	–
	K15553	–	–	S	–	–	–	–
	K15753	–	S	O	–	O ⁶	–	–
	K15953	–	S	O	–	–	–	–
Crew Cab	C15543	–	–	S	–	O ⁶	–	–
	C15543/Wrangler	–	S	–	–	–	–	–
	K15543	–	–	S	–	O ⁶	–	–
	K15543/Wrangler	–	S	–	–	–	–	–
	K15543/Denali	–	–	–	–	S	–	–
1500HD								
Crew Cab	C15743	–	–	–	S	–	–	–
	K15743	–	–	–	S	–	–	–
2500HD								
Regular Cab	C25903	–	–	–	S	–	O	O
	K25903	–	–	–	S	–	O	O
Extended Cab	C25753	–	–	–	S	–	O	O
	C25953	–	–	–	S	–	O	O
	K25753	–	–	–	S	–	O	O
	K25953	–	–	–	S	–	O	O
	C25743	–	–	–	S	–	O	O
Crew Cab	C25943	–	–	–	S	–	O	O
	K25743	–	–	–	S	–	O	O
	K25943	–	–	–	S	–	O	O
	C25943	–	–	–	S	–	O	O
3500								
Regular Cab	K35903	–	–	–	S	–	O	O
Extended Cab	C35953	–	–	–	S	–	O	O
	K35953	–	–	–	S	–	O	O
Crew Cab	C35943	–	–	–	S	–	O	O
	K35943	–	–	–	S	–	O	O

S = Standard O = Optional

¹A 5-speed manual transmission is standard on Regular Cabs. A 4-speed automatic transmission is optional.

²A 5-speed manual transmission is standard. A 4-speed automatic transmission is optional on most models, standard on models indicated with an S.


³A 4-speed automatic transmission is required and is standard on 1500 Crew Cabs. Aluminum block Vortec 5300 V8, available on 1500 Extended Cab 4x4s, produces 310 hp @ 5200 rpm.

⁴In models equipped with a Vortec 6000 V8, a heavy-duty 5-speed manual transmission is standard. A heavy-duty 4-speed automatic transmission is optional.

⁵A 6-speed ZF manual transmission is standard. A 6-speed Allison 1000 automatic transmission is optional. Duramax 6600 V8 Turbo Diesel with 6-speed manual transmission produces 300 hp @ 3000 rpm and 520 lb.-ft. torque @ 1600 rpm.

⁶Available with VortecMAX Performance Package or Sierra Performance Edition (on Ext. Cab 2WD model only). VortecMAX Performance Package includes a super-duty 4-speed automatic transmission.

Note: some models with up-level trims and the 1500 and 1500HD Crew Cabs include a 4-speed automatic transmission. Some up-level series include a larger engine than indicated on this chart. Please ask your Sales Consultant for details.



TO HELP YOU TAKE MAXIMUM ADVANTAGE of the power and torque produced by the Duramax 6600 and Vortec 8100 engines, they're paired with your choice of standard 6-speed manual or available 6-speed Allison automatic transmissions. New for 2006, the Allison automatic (shown above) is the first 6-speed automatic transmission available in any full-size pickup.

SIERRA TOWING




Sierra 2500HD Crew Cab, shown in Deep Blue Metallic.



ANY TRAILER. ANYWHERE. ANY TIME.

IF YOUR NEEDS INCLUDE TRAILER TOWING, Sierra is the right tool for the task. Every Sierra model comes with an impressive towing rating, and Sierra offers a number of standard and available features to make the job easier. A Tow/Haul mode, for instance, is integrated into every automatic transmission. It modifies the transmission's shift pattern for greater performance when you need it. To help you see better to the rear when you have a trailer in tow, new extendable wide-load mirrors are available. There's also an available factory-installed, heavy-duty Trailing Special Equipment Package that includes a weight-distributing hitch receiver, a trailer brake control wiring harness and more.

STANDARD ON ALL SIERRA 4X4 SLE AND SLT MODELS and available on other models, the locking rear differential automatically senses wheelspin, locks the rear axle and transfers torque to the rear wheel with more traction, greatly assisting your ability to handle slippery road conditions.



SIERRA MODEL SELECTOR

Series	Cab Type	Model Number	Wheelbase mm (in.)	Drivetrain	Gross Vehicle Weight Rating Max. – kg (lb.)	Maximum Payload* kg (lb.)	Pickup Box Length (ft. in.)	Max. Gross Trailer Weight** – kg (lb.)	Seating Std./Opt.
1500	Regular Cab	C15703	3023 (119.0)	2WD	2767 (6100)	857 (1889)	6' 6"	3810 (8400)	3/2
		C15903	3378 (133.0)	2WD	2903 (6400)	931 (2052)	8'	3720 (8200)	3/2
		K15703	3023 (119.0)	4x4	2903 (6400)	858 (1892)	6' 6"	4128 (9100)	3/2
		K15903	3378 (133.0)	4x4	2903 (6400)	801 (1766)	8'	4037 (8900)	3/2
	Extended Cab	C15553	3404 (134.0)	2WD	2812 (6200)	653 (1440)	5' 8"	3629 (8000)	6/5
		C15753	3645 (143.5)	2WD	2848 (6500)	714 (1575)	6' 6"	4717 (10,400) [†]	6/5
		C15953	4001 (157.5)	2WD	3039 (6700)	683 (1506)	8'	3538 (7800)	6/5
		K15553	3404 (134.0)	4x4	2903 (6400)	612 (1350)	5' 8"	3946 (8700)	6/5
		K15753	3645 (143.5)	4x4	3039 (6700)	612 (1350)	6' 6"	4536 (10,000) [†]	6/5
		K15953	4001 (157.5)	4x4	3130 (6900)	530 (1168)	8'	3856 (8500)	6/5
Crew Cab	C15543	3645 (143.5)	2WD	3130 (6900)	868 (1913)	5' 8"	4581 (10,100) [†]	6/5	
	K15543	3645 (143.5)	4x4	3175 (7000)	778 (1716)	5' 8"	4491 (9900) [†]	6/5	
	K15543/Denali	3645 (143.5)	AWD	3175 (7000)	714 (1575)	5' 8"	3674 (8100)	5	
1500HD	Crew Cab	C15743	3886 (153.0)	2WD	3900 (8600)	1419 (3129)	6' 6"	4672 (10,300)	6/5
		K15743	3886 (153.0)	4x4	3900 (8600)	1287 (2838)	6' 6"	4491 (9900)	6/5
2500HD	Regular Cab	C25903	3378 (133.0)	2WD	4173 (9200)	1841 (4058)	8'	7303 (16,100)	3/2
		K25903	3378 (133.0)	4x4	4173 (9200)	1725 (3802)	8'	7167 (15,800)	3/2
	Extended Cab	C25753	3645 (143.5)	2WD	4173 (9200)	1725 (3802)	6' 6"	7212 (15,900)	6/5
		C25953	4001 (157.5)	2WD	4173 (9200)	1651 (3639)	8'	7122 (15,700)	6/5
		K25753	3645 (143.5)	4x4	4173 (9200)	1606 (3541)	6' 6"	7076 (15,600)	6/5
		K25953	4001 (157.5)	4x4	4173 (9200)	1520 (3352)	8'	6985 (15,400)	6/5
	Crew Cab	C25743	3886 (153.0)	2WD	4173 (9200)	1636 (3606)	6' 6"	7076 (15,600)	6/5
		C25943	4242 (167.0)	2WD	4173 (9200)	1567 (3455)	8'	7031 (15,500)	6/5
		K25743	3886 (153.0)	4x4	4173 (9200)	1505 (3317)	6' 6"	6940 (15,300)	6/5
		K25943	4242 (167.0)	4x4	4173 (9200)	1435 (3163)	8'	6623 (14,600)	6/5
3500	Regular Cab	K35903 DRW ^{††}	3378 (133.0)	4x4	5171 (11,400)	2500 (5511)	8'	7575 (16,700)	3/2
		K35903 SRW ^{††}	3378 (133.0)	4x4	4491 (9900)	1911 (4213)	8'	7076 (15,600)	3/2
	Extended Cab	C35953 DRW ^{††}	4001 (157.5)	2WD	5171 (11,400)	2425 (5347)	8'	7530 (16,600)	6/5
		C35953 SRW ^{††}	4001 (157.5)	2WD	4491 (9900)	1848 (4074)	8'	7031 (15,500)	6/5
		K35953 DRW ^{††}	4001 (157.5)	4x4	5171 (11,400)	2290 (5049)	8'	7394 (16,300)	6/5
		K35953 SRW ^{††}	4001 (157.5)	4x4	4491 (9900)	1680 (3703)	8'	6895 (15,200)	6/5
	Crew Cab	C35943 DRW ^{††}	4242 (167.0)	2WD	5171 (11,400)	2345 (5169)	8'	7439 (16,400)	6/5
		C35943 SRW ^{††}	4242 (167.0)	2WD	4491 (9900)	1669 (3680)	8'	6940 (15,300)	6/5
		K35943 DRW ^{††}	4242 (167.0)	4x4	5171 (11,400)	2199 (4848)	8'	7258 (16,000)	6/5
		K35943 SRW ^{††}	4242 (167.0)	4x4	4491 (9900)	1623 (3578)	8'	6804 (15,000)	6/5


*Payload includes passengers, equipment and cargo. Higher payloads may require optional equipment. Payloads are approximate and will change with the addition of optional or aftermarket equipment. Consult your dealer or equipment supplier for details.

**Trailer ratings are calculated using an automatic transmission and assuming only the driver is in the tow vehicle. Trailer Weight (also called Trailer Towing Capacity) is the weight of a trailer, its load or contents plus any other weight added to the tow vehicle. Ball-hitch ratings are shown for 1500 and 1500HD models. Fifth-wheel ratings are shown for 2500HD and 3500 models; ball-hitch ratings are 5443 kg (12,000 lb.). For details, ask your Sales Consultant for a copy of the Trailering with GMC Trucks brochure. Many trailer towing applications require additional optional equipment.

[†]When equipped with the VortecMAX Performance Package (see page 29).

^{††}DRW: Dual Rear Wheel. SRW: Single Rear Wheel.

TECHNOLOGY



AHEAD OF THE REST – STILL.

WHEN IT COMES TO ENGINEERING, Sierra is the truck that broke new ground. Sierra was the first pickup with precise, robust, lightweight hydroformed frame components.* The first with the security and convenience of OnStar.* The first with an automatic passenger-side air bag suppression system.* The first to provide anti-lock brakes (ABS) and Electronic Throttle Control (ETC).* The first with a Tow/Haul mode that electronically alters transmission performance for heavy hauling.* And the first to offer a rugged gas/electric hybrid powertrain that saves on fuel.* Bottom line: when it comes to technology, Sierra leads the way.

*Excludes other GM Divisions.

1 FRONT CRUSH CAPS ON 1500 MODELS

Easily replaced crush caps at the front end of the frame are designed to absorb energy in a collision, in order to cushion the passenger compartment.

2 PRECISE SUSPENSION MOUNTING

Sierra's hydroformed front frame section allows the precision mounting of suspension components, resulting in better wheel alignment and improved ride and handling characteristics.

3 HYDROFORMED FRONT FRAME

Formed through the application of very high levels of hydraulic pressure, the steel front frame components are stronger, lighter and more dimensionally precise than conventional welded steel frames.

4 6-BOLT WHEELS

For added strength, Sierra 1500 models ride on six-bolt wheels. Sierra 1500HD, 2500HD and 3500 models go even further, with standard eight-bolt wheels.

5 ROLLED STEEL MIDFRAME

The midframe begins as a solid, straight piece of high-strength steel. The steel is then rolled into a lipped "C" shape without stamping, increasing its strength without adding mass.

6 STAINLESS STEEL EXHAUST

To provide long life and reduce maintenance requirements, Sierra's exhaust system is made of stainless steel. Sections behind the catalytic converter are aluminized for an improved appearance.

7 HIGH-TEMPERATURE WAX

To eliminate any need for heat shields as used on some competitive pickup trucks, the corrosion-fighting wax applied to the Sierra frame has a very high melting point – 146°C (295°F).

8 STRAIGHT-RAIL REAR FRAME

The rear frame is a strong straight-rail design that easily accepts a variety of trailer hitches. It also contributes to the high trailering capacities of all Sierra models.

9 TUBULAR CROSS MEMBERS

For added rigidity, the Sierra frame is reinforced by a series of tubular cross members. Unlike the heavy stampings used on some competitive vehicles, these cross members add strength with less weight.

SIERRA SAFETY & SECURITY


A BODYGUARD MADE OF STEEL.

IN SIERRA, SAFETY STARTS WITH excellent all-around visibility and logical, well-placed controls. Because the only good collision is the one you were able to avoid. Of course, Sierra is also equipped to look after you if a collision proves inevitable. Dual frontal air bags* are standard, and the passenger compartment is guarded by a sturdy steel safety cage supplemented by side-impact beams in every door. Extended and Crew Cab models also include LATCH safety restraints to help make sure that child seats are always properly installed. Sierra even looks after itself, with a PASSLock theft-deterrent system that automatically disables the fuel system if the correct key is not used.

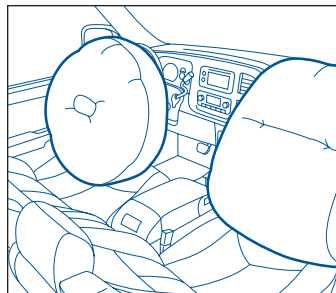
*A NOTE ON CHILD SAFETY: Always use safety belts and proper child restraints, even with air bags. Even with the Passenger Sensing System, children are safer when properly secured in a rear seat. Never place a rear-facing infant restraint in the front seat of any vehicle equipped with an active frontal air bag. See the Owner's Manual and child safety seat instructions for more safety information.



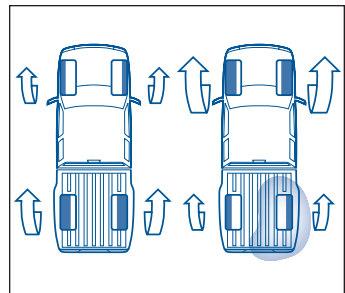
Sierra 1500 SLT Crew Cab 4x4, shown in Sport Red Metallic.



ROBUST STEEL BEAMS in all Sierra doors help to prevent intrusions into the passenger compartment in certain collisions at the side of the truck.



DUAL FRONTAL AIR BAGS are standard. Sierra 1500 models feature dual-stage air bags equipped with a Passenger Sensing System. If it detects that the seat is empty, or that it's occupied by a child seat or a small passenger, it automatically turns the air bag off.





GMC Sierra is designed and engineered to be the full-size pickup market leader in capability and technology. So it should come as no surprise that Sierra also offers the unparalleled combination of safety, security, and convenience of OnStar.* OnStar uses advanced communications technology to enhance your peace of mind whenever you're in your Sierra. All it takes is a single push of the blue OnStar button usually located on the interior rear-view mirror, in the overhead console, or near the radio display – the button connects you with one of our specially trained OnStar Advisors. They are standing by, ready to provide support 24 hours a day, 365 days a year.

What can OnStar Advisors do for you? They can provide a wealth of information and perform a variety of services, including a remote diagnostic check of your vehicle's engine and electrical components. In an emergency, an Advisor will attempt to locate your vehicle, find out what assistance you need, and notify nearby emergency service providers. And if air bags are deployed in your vehicle, an Advisor will contact you to determine if you are in need of assistance.

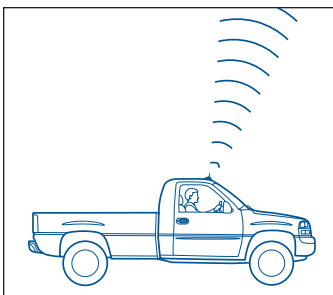
Another convenient feature is OnStar Hands-Free Calling, a hands-free, voice-activated wireless technology integrated into your vehicle. It's there in case your hand-held phone is lost, forgotten or has a low battery. Even better, there are no additional monthly fees, or additional long distance and roaming charges. And as a new customer, you will receive 30 complimentary minutes good for two months after activation.

Now you can enjoy the peace of mind that comes with knowing you're doing all you can to help keep you, your family, and your vehicle safe. Just ask the almost 150,000 people who have become OnStar subscribers in Canada. How hard does OnStar work for you? The facts speak for themselves: every month in Canada OnStar Advisors handle an average of 9100 routing calls, 2500 emergency calls, 2600 door unlocks, and 625 Roadside Assistance dispatches.

OnStar offers two different service plans, allowing you to select the services that are most convenient for you. The Safe & Sound Plan is standard for the first year on Sierra SLT and Denali models and available on Sierra SLE and Hybrid models. The available Directions & Connections Plan offers all of the safety and security services included in the Safe & Sound Plan, plus you'll have access to driving directions and information and convenience services and RideAssist. See your dealer for more information on plans and services.

* OnStar services require vehicle electrical system (including battery), wireless service, and GPS satellite signals to be available and operating for features to function properly. Not all OnStar features are available on all vehicles. OnStar Hands-Free Calling requires a Hands-Free Calling enabled vehicle, existing OnStar service contract, and prepaid calling minutes, and is not available in Alaska and some other markets. Calls may be made to the U.S. and Canada only. OnStar voice recognition system may not work with some voices. OnStar acts as a link to existing emergency service providers. Subscription Service Agreement required. Due to the transition of the wireless industry from analogue to digital technology, as of January 1, 2008, OnStar plans to offer service only through equipment that operates on the digital network, which may require the purchase of a system upgrade for eligible vehicles. Call 1.888.4.ONSTAR (1.888.466.7827), TTY 1.877.248.2080 or visit onstar.ca for OnStar's Terms & Conditions, Privacy Policy, and system limitations and details.

THE AVAILABLE AUTOTRAC 4X4 SYSTEM is so advanced, it controls itself. In addition to the traditional 2HI, 4HI, Neutral and 4LO modes, it includes an Auto 4x4 setting which, when engaged, senses wheelspin and automatically transfers power between the front and rear wheels for optimum traction.



THE MOST IMPORTANT BREAKTHROUGH in driving convenience and security in decades, the OnStar System and one-year of OnStar's Safe & Sound Plan are standard on Denali and SLT models and available on SLE and Hybrid models.

SIERRA ACCESSORIES




IMPROVE ON PERFECTION.

HOW DO YOU MAKE A GREAT PICKUP TRUCK EVEN GREATER? By upgrading its appearance and function with a few carefully selected GM Accessories. GM Accessories are the only accessories that are integrated into the process of designing your vehicle, ensuring excellent fit, finish and functionality. And only GM Accessories are backed by GM's 3-year/60,000 km New Vehicle Limited Warranty.* They can also be included in your new-vehicle lease or finance agreement through GMAC. Ask your dealer for a complete list of the GM Accessories available for Sierra. Or visit gmcanada.com

*Whichever comes first, when permanently installed at the time you purchase or lease your new vehicle.

GM Accessories for Sierra include:

- **20-in. aluminum wheels**
- **Front end cover**
- **Brush/grille guard**
- **Moulded bed liner**
- **Tubular bed rail protectors**
- **Moulded running boards**
- **Ventvisors**
- **Under-seat storage container**
- **All-weather floor mats**
- **Hard/soft tonneau cover.**



SIERRA 1500 STANDARD & OPTIONAL FEATURES

SAFETY AND SECURITY	SL	SLE	SLT
Air bags – dual-stage, driver and front-passenger, frontal. Includes Passenger Sensing System with automatic air bag suppression (1500 models only)	S	S	S
Air bags – single-stage, driver and front-passenger, frontal (1500HD models only)	–	S	S
Brake/transmission shift interlock – (automatic transmission only)	S	S	S
Headlights – with automatic light control	S	S	S
Keyless entry system – remote, programmable with Panic feature	–	S	S
OnStar In-Vehicle Communications and Assistance Service – includes one-year Safe & Sound Plan	–	0	S
Safety restraints – LATCH (Lower Anchors and top Tethers for Children) – Ext. and Crew Cab only	S	S	S
Theft-deterrent system – PASSLock	S	S	S
Traction assist – electronic, 2WD models	0	0	0

MECHANICAL

Brakes – power, front disc/rear drum with anti-lock braking system (ABS)	S	S	S
Brakes – power, 4-wheel disc with anti-lock braking system (ABS) on 1500HD, Denali and Hybrid models	–	S	S
Engines – refer to page 19 for complete availability	S	S	S
Engine block heater	S	S	S
Exhaust system – aluminized stainless steel muffler and tailpipe	S	S	S
Locking differential – rear (standard on 4x4 models except SL and Wrangler)	0	0	0
Spare tire carrier – rear underbody, winch-mounted with lock	S	S	S
Steering – power, rack-and-pinion on 1500 series 2WD models	S	S	S
Steering – power, recirculating ball on all other models	S	S	S
Tires – 17" wheels with sizes ranging from P245/70R17 up to P265/70R17 all-season (except Denali, 1500HD and Hybrid models)	S	S	S
Tires – 16" wheels with LT245/75R16 all-season on 1500HD models	–	S	S
Tires – 16" wheels with P235/75R16 (2WD), P245/75R16 (4x4) on Hybrid models	–	S	S
Tires – 20" aluminum wheels with P275/55R20 all-season – 1500 Extended Cab 2WD models only (standard on Denali)	–	0	0
Trailer Special Equipment Package – includes weight-distributing platform trailer hitch receiver, 8-lead wiring harness with a 7-pin sealed connector (includes trailer brake control wiring harness), heavy-duty transmission oil cooler and high capacity air cleaner (standard on Denali)	0	0	0
Transfer case (4x4 models) – lever operated, 2-speed manual	S	S	–
Transfer case (4x4 models) – Autotrac with electronic push-button controls, standard on Crew Cab	–	0	S
Transmission – 5-speed manual with overdrive (SL Regular Cab only)	S	–	–
Transmission – 4-speed automatic with overdrive and Tow/Haul mode	S	S	S

EXTERIOR

Box side rail protector	0	0	0
Box – Fleetside Short (5 ft. 8 in.) – 1500 Extended and Crew Cab	S	S	S
Box – Fleetside Standard (6 ft. 6 in.) – 1500HD Crew Cab	–	S	S
Box – Fleetside Standard (6 ft. 6 in.) or Long (8.0 ft.) – 1500 Reg. and Ext Cab	S	S	S
Bumpers – front, chrome with spectra gray cover and air dam (colour-keyed lower cover on SLE and SLT)	S	S	S
Bumpers – rear chrome with step pad	S	S	S
Fender flares – wheel-opening on 4x4's (standard on 1500HD models)	0	0	0
Fog lights	–	0	S
Glass – Solar-Ray tinted, all windows	S	S	S
Glass – deep-tinted on all windows behind front doors	0	0	S
Grille – moulded plastic, painted argent with chrome surround	0	S	S
Mirrors – below eye-line foldaway, black	S	S	S
Mirrors – power remote control, heated	–	S	–
Mirrors – power remote control, heated, power folding with reverse down, auto-dimming driver's side and integral turn signals	–	0	S
Mirrors – deluxe wide-load, vertical glass with lower convex spotter glass, heated with integrated turn signal, manual extending	–	0	0
Mirrors – camper-style, manual extending	0	–	–
Mouldings – bodyside, black	0	–	–
Mouldings – bodyside, chrome	–	S	S
Pickup box tonneau cover – soft or hard cover design	0	0	0
Running boards – black, contoured (NA with Crew Cab)	0	0	0
Side assist steps – tubular design, black or chrome finish	0	0	0
Skid plates – off-road, included with 1500 Z71 suspension (4x4 only)	0	0	0
Tow hooks – two front	S	S	S
Wheel trim – please refer to page 30 and 31 for description and availability	S	S	S

INTERIOR

Air conditioning – dual-zone, manual climate control (standard on SL Ext. Cab)	0	S	–
Air conditioning – dual-zone, automatic climate control	–	0	S
Console – mini overhead	–	S	S
Cruise control – electronic with resume, coast and decelerate/accelerate features	0	S	S
Cupholders	S	S	S
Defogger – electric, rear-window	0	S	S

INTERIOR (continued)	SL	SLE	SLT
Door locks – power, with lock-out protection	0	S	S
Door trim panels – colour-keyed grained moulded plastic	S	–	–
Door trim panels – soft vinyl with carpet-covered map pocket	–	S	S
Driver Information Centre – includes multi-language with trip functions, displays numerous vehicle functions with both visual and audible reminders/warnings	S	S	S
Floor covering – black vinyl (except Crew Cab)	S	0	–
Floor covering – colour-keyed carpeting and removable vinyl floor mats (includes rear in Ext. and Crew Cabs)	0	S	S
Instrumentation – analogue, including speedometer, tachometer, voltmeter, coolant temperature, oil pressure, fuel gauge, odometer, trip odometer and engine hour meter	S	S	S
Mirror – rear-view, auto-dimming with compass and exterior temperature readouts (except Wrangler)	–	S	S
Personalization features – programs many comfort and convenience features using the steering wheel controls, including automatic locking/unlocking, seat position recall, perimeter lighting, exit lighting, remote lock/unlock feedback and reverse-down of exterior mirrors	–	–	S
Power outlet – one auxiliary, 12-volt, in addition to cigarette lighter receptacle	S	S	S
Smoker's Package – includes lighter and ashtray (standard with bench seating)	S	0	0
Steering column – tilt adjustable	S	S	S
Steering wheel – leather-wrapped (except Wrangler)	–	S	S
Stowage box – under rear seat (Ext. Cab only)	0	0	0
Sunroof – power, with express-open and wind deflector (Ext. and Crew Cabs)	–	0	0
Sunshades – LH and RH padded colour-keyed cloth; LH with pocket, RH with visor mirror	S	S	S
Windows – power, driver's express-down and lock-out feature	–	S	S
Windows – rear, manual sliding	0	0	0

SEATS

Front 40/20/40 split-bench seat with manual driver's side recliner, in vinyl or cloth trim	S	–	–
Front, Custom cloth 40/20/40 split-bench with manual recliners and centre armrest/storage – Ext. and Crew Cab also include seatback storage pockets	0	S	–
Front bucket seats with manual recliners, power 6-way driver seat adjuster, driver and front-passenger inboard armrests – includes seatback storage pockets and centre floor console – Custom cloth or leather seat inserts (except Reg. Cab)	–	0	–
Full-feature front bucket seats with heated leather seat inserts, driver's side 2-position memory controls and power 8-way driver and front-passenger seat adjusters plus power lumbar supports and seatback recliners – includes driver and front-passenger inboard armrests, seatback storage pockets and floor console	–	–	S
Power 6-way driver seat adjuster on 40/20/40 split-bench seat	–	0	–
Rear fold-up seat in Extended Cab	S	S	S
Rear 40/60 split fold-down seat in Crew Cab	–	S	S
Leather front seat inserts – Extended and Crew Cab	–	0	S
Head restraints, adjustable on all outboard seats	S	S	S

ENTERTAINMENT SYSTEMS

AM/FM stereo with seek/scan, digital clock and 4 speakers	S	–	–
AM/FM stereo with seek/scan, CD player, Radio Data System (RDS), auto tone control, digital clock and 4 speakers in Regular cab – 6 speakers in Ext. and Crew Cab models	0	S	–
Same as above with both cassette tape and CD players (includes 6 premium Bose speakers with optional bucket seats)	–	0	0
AM/FM stereo with seek/scan, 6-disc CD changer, Radio Data System (RDS), auto tone control, digital clock and 6 Bose premium speakers	–	0	S
Steering wheel audio controls	–	0	S
Rear-seat audio controls (Crew Cab)	–	0	S
DVD Entertainment Package – includes rear seat overhead fold-down 178 mm (7 in.) LCD colour monitor, DVD player, video game input (RCA) jacks, rear-seat audio controls and wireless headphones (Crew Cab)	–	0	0

S – Standard. 0 – Optional individually or in combination with other optional equipment.

NOTE: The trim features indicated reflect only a portion of the content of the Sierra 1500 models. For a complete list, details and information on other Sierra models, please see your Sales Consultant.

SUSPENSION PACKAGES

A variety of suspension packages are available on Sierras, providing ride characteristics tailored to your particular needs.

1500 MODELS

- **Standard Suspension (Z83)** – 35 mm twin-tube shock absorbers on 2WD models except SLT Extended Cabs.
- **Heavy-Duty Suspension (Z85)** – Standard on all 4x4s and SLT Extended Cabs with monotube 36mm shocks for increased damping to improve handling and trailering.
- **Ride Control (ZK3)** – Optional on SLE and SLT 2WD and 4x4s. Manually adjusts the amount of shock absorber damping using a two-position switch for smooth road or increased control and trailering.
- **Off-Road (Z71)** – includes 46 mm shock absorbers, special bounce bumpers and stabilizer bars, skid plates, high-capacity air cleaner and Z71 decals. Available on SLE and SLT 4x4s only.

1500HD, 2500HD AND 3500 MODELS

- **Heavy-Duty Suspension (Z85)** – Provides good carrying and trailering capabilities. Standard on these models.

SIERRA 1500 PREFERRED EQUIPMENT GROUPS

- The first upgrade (1SB) adds the following features to the SL models:
 - Air conditioning is added to Regular Cab models – Carpeted floor covering and vinyl floor mats – Grille with chrome surround – Black body-side mouldings – Rear locking differential (4x4 models) – Chrome-appearance wheels with chrome centre caps.
- You can further upgrade the SL model by adding these convenience features (1SC) to the above:
 - Cruise control – Power door locks – CD player.
- You can also upgrade the SLE Regular and Extended Cab models to include these (1SE) features:
 - Fog lights – Deep-tinted glass on all windows behind front doors – Autotrac 4x4 system (on 4x4 models – standard on Crew Cab except Wrangler) – 17" aluminum wheels.

SIERRA DENALI CREW CAB

Below are some of the standard features that make the 1500 Sierra Denali Crew Cab such an outstanding vehicle.

Mechanical

- Engine: 345 hp 6.0L VortecMAX V8 – Transmission: Heavy-duty 4-speed automatic – Drivetrain: Full-time all-wheel drive (AWD) – Locking rear differential – Tires: P275/55R20 all-season blackwall – Trailing Special Equipment Package.

Exterior

- Bumpers: Colour-keyed front and rear – Exhaust tip: Chrome plated – Grille: Special chrome design – Mirrors: Heated and power adjustable, with colour accents, power folding with curb-view assist, integral turn signal indicators and side entry illumination, driver's side auto-dimming – Mouldings: Deluxe body-side – Side steps: Full-length tubular, chrome – Wheels: Specific 20" aluminum.

Interior

- Air Conditioning: Dual-zone automatic climate control – Driver Information Centre – Carpeting: Front and rear with carpeted floor mats – Personalization feature – Rear-seat audio controls and headphone jacks – Sound system: AM/FM stereo with seek/scan, cassette tape player, 6-disc in-dash CD changer, auto tone control, AudioPilot noise-compensated volume control, digital clock and 6 premium Bose speakers – Steering wheel sound system controls – Seats: Full-feature reclining front buckets with heated leather seat inserts and 8-way power seat adjusters plus power lumbar supports and side bolsters – Sunshades: Illuminated visor mirrors – Universal home remote: 3-channel transmitter.

SPECIAL PACKAGES

SIERRA WRANGLER

SLE Crew Cab 1500 2WD and 4x4 models

- Vortec 4800 V8 with 285 hp
- 4-speed automatic transmission
- Heavy-duty suspension
- Tires: P245/70R17 all-season on 2WD models, P265/70R17 all-season on 4x4 models
- Air conditioning, dual-zone manual control
- Sound system: AM/FM stereo with CD player
- A value-based Crew Cab with limited option availability.

FAMILY CAB PACKAGE

SLE, SLT and Denali Crew Cab 1500 models

- Entertainment Package includes DVD player and wireless headphones
- Power sunroof.

SIERRA NEVADA EDITION PACKAGES

SL Regular or Extended Cabs 1500 2WD and 4x4 models

- Custom cloth up-level seat trim
- Heavy-duty suspension which is standard on 4x4s
- 17" aluminum wheels
- Deep-tinted glass on all windows behind front doors
- Locking rear differential which is standard on 4x4s
- Chromed stainless steel tubular side steps
- Sierra Nevada Edition decals.

SLE Regular, Extended and Crew Cab 1500 2WD and 4x4 models

- Heavy-duty suspension which is standard on 4x4 and Crew Cab models
- 17" aluminum wheels
- Deep-tinted glass on all windows behind front doors
- Fog lights
- Locking rear differential which is standard on 4x4s
- Chromed stainless steel tubular side steps
- Sierra Nevada Edition decals.

VORTEC MAX PERFORMANCE PACKAGE

SLE, SLT Extended Cab and Crew Cab 1500 with standard box, 2WD and 4x4 models

- Heavy-duty rear axle with a 9.5 in. diameter ring gear
- Engine oil cooler
- P265/70R17 on/off road tires
- 6.0L 345 hp VortecMAX V8 engine
- 4-speed super-duty automatic transmission (4L70E)
- Adjustable Ride Control Suspension
- Autotrac transfer case which is standard on Crew Cabs
- Trailing Special Equipment Package
- "VortecMAX" door badge and engine cover decal.

20" WHEEL PACKAGE

SLE, SLT Extended Cab short and standard box, 2WD models

- 20" x 8.5" 5-spoke, chromed aluminum wheels (4)
- High-performance suspension on standard box models
- P275/55R20 all-season tires
- P265/70R17 spare tire.

SPECIAL PACKAGES (continued)

SIERRA PERFORMANCE EDITION

SLE, SLT Extended Cab 1500 with standard box, 2WD models

- 6.0L 345 hp VortecMAX V8 engine
- 4-speed heavy-duty automatic transmission (4L65E)
- Auxiliary transmission oil cooler
- High-performance suspension
- 20" x 8.5" 5-spoke, chromed aluminum wheels (4)
- P275/55R20 all-season tires
- P265/55R17 spare tire
- "VortecMAX" door badge and engine cover decal.

VORTEC 5300 V8 HAULER PACKAGES

SLE Regular and SLE/SLT Extended Cab 1500 2WD models with Fleetside Standard or Long Box:

- Vortec 5300 V8 with 295 hp
- Trailing Special Equipment Package
- Locking rear differential
- ZX3 Ride Control suspension

SLE/SLT Crew Cab 1500 2WD models with Fleetside Short Box:

- Trailing Special Equipment Package
- Locking rear differential.

VORTEC 5300 V8 OFF-ROAD PACKAGES

SLE Regular and SLE/SLT Extended Cab 1500 4x4 models with Fleetside Short, Standard or Long Box:

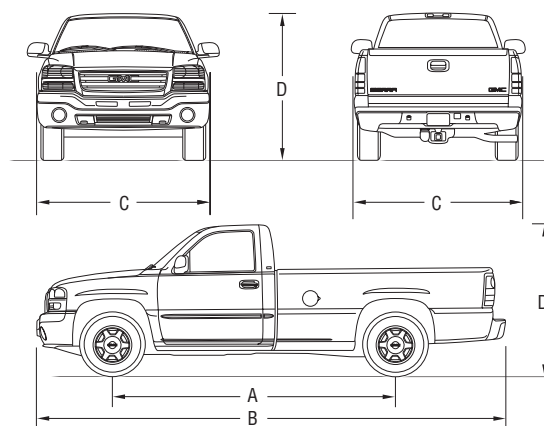
- Vortec 5300 V8 with 295 hp*
- Trailing Special Equipment Package
- Z71 Off-Road Suspension Package
- P265/70R17 on/off road tires
- Autotrac 4x4 transfer case (standard on SLT and up-level SLE Extended Cab models)

SLE/SLT Crew Cab 1500 4x4 models with Fleetside Short Box:

- Trailing Special Equipment Package
- Z71 Off-Road Suspension Package.

*Standard on SLE Extended Cab Long Box and SLT models. Extended Cab 4x4 models feature the aluminum block Vortec 5300 V8 with 310 hp.

DIMENSIONS



	A. Wheelbase mm (in.)	B. Overall Length mm (in.)
Regular Cab Standard Box	3023 (119.0)	5225 (205.7)
Regular Cab Long Box	3378 (133.0)	5702 (224.5)
Extended Cab Short Box	3404 (134.0)	5593 (220.2)
Extended Cab Standard Cab	3645 (143.5)	5847 (230.2)
Extended Cab Long Box	4001 (157.5)	6325 (249.0)
Crew Cab Short Box (1500)	3645 (143.5)	5847 (230.2)
Crew Cab Standard Box (1500HD)	3886 (153.0)	6027 (237.3)
Crew Cab Long Box (2500HD, 3500)	4242 (167.0)	6507 (256.2)

C. Width mm (in.)

2024 (79.7) (max.)*[†] Single Rear Wheels
2441 (96.1) (max.)*[†] Dual Rear Wheels

D. Height mm (in.)

1808 (71.2) (max.)*[†]
1963 (77.3) (max.)*[†]

*Excluding mirrors. [†]Depending on model selected.

COLOURS. FABRICS. WHEELS.

EXTERIOR/INTERIOR COLOUR COMPATIBILITY

Exterior	Interior		
	52 – Neutral	69 – Dark Pewter	92 – Pewter
15 – Sand Beige Metallic	X	X	
16 – Steel Gray Metallic	X	X	X
25 – Deep Blue Metallic	X	X	X
41 – Onyx Black**	X	X	X
46 – Stealth Gray Metallic	X	X	X
47 – Polo Green Metallic	X	X	
50 – Summit White**	X	X	X
59 – Silver Birch Metallic**		X	X
63 – Sport Red Metallic*	X	X	X
74 – Fire Red	X	X	X

*Not available on SL models. **Available on Denali models.
Please see your Sales Consultant for specific two-tone colour and model availability.

SIERRA INTERIOR FABRICS

Vinyl standard on SL.



52V – Neutral

69V – Dark Pewter

Leather seat inserts standard on SLT. Available on SLE.



522 – Neutral

692 – Dark Pewter

922 – Pewter

Cloth available on SL at no extra charge.



52C – Neutral

69C – Dark Pewter

Leather seat inserts standard on Denali.



522 – Sandstone

922 – Stone Gray

Custom cloth standard on SLE.



52D – Neutral

69D – Dark Pewter

COMMITMENT

We're committed to engineering and manufacturing GMC Sierra so that it is an absolute pleasure to drive. And that's just the beginning. We're also committed to making the ownership experience just as responsive to your specific needs. You'll find that our comprehensive support programs make it easier to purchase or lease a GMC. They also help to protect you and your vehicle down the road. A powerful example of the level of protection you can expect is the GM TOTAL™ Warranty. It's so thorough it covers everything from the roof right down to the tires. So when you drive off the lot of your GMC dealership, you can do so with total confidence. Peace of mind is knowing that your vehicle is built for the long haul, and is backed by a comprehensive warranty.

THE GM TOTAL™ Warranty:¹

The GM TOTAL™ Warranty is your promise of total warranty protection. It covers every new GMC Sierra for 3 years or 60,000 km*. Complete vehicle repairs are covered,** including parts and labour, with no deductible. The warranty includes:

- 3-year/60,000 km* complete vehicle repair coverage
- 6-year/160,000 km* corrosion perforation coverage
- 8-year/130,000 km* coverage on catalytic converters and powertrain control modules (PCMs).

*Whichever comes first.

**To correct any defects in material or workmanship occurring during the warranty period. Regular maintenance is not included, nor is excessive wear and tear caused by reckless or negligent driving.

OTHER OWNERSHIP PRIVILEGES AND PROGRAMS:²

- **Roadside Assistance** – 24/7 service via toll-free number during your warranty period, anywhere in Canada or the United States
- **Courtesy Transportation** – may be offered during the warranty period
- **GM Protection Plan (GMPP)** – the only extended services contract backed by the resources and commitment of General Motors, GMPP may be purchased at the time of your sale or lease, or subsequently

SIERRA EXTERIOR COLOURS



46 Stealth Gray Metallic

50 Summit White

63 Sport Red Metallic

SIERRA WHEELS


1500 Series



17" x 7.5"
Steel with cap,
painted silver.
Standard on SL.




17" x 7.5"
Deluxe aluminum.
Available on SLE
and SLT.



17" x 7.5"
Chrome styled
with chrome-
cap. Standard
on SLE,
available on SL.



20" x 8.5"
Chromed aluminum.
Available with the
20" Wheel Package
or Sierra
Performance Edition.



17" x 7.5"
6-Spoke aluminum.
Available on SLE
and standard
on SLT.

Denali



20" x 8.5"
Chromed aluminum.
Standard on Denali.

- **GM Mobility Program** – you may be eligible for reimbursement of up to \$1000 (taxes included) for adaptive equipment for your GM vehicle
- **GM Accessories** – personalize your vehicle with GM Accessories, specifically engineered for your new GM vehicle
- **GM Goodwrench Service** – with GM-certified technicians and GM-approved parts, nobody knows your GM vehicle better.

TO HELP YOU PURCHASE OR LEASE A NEW VEHICLE:

- **GMAC Financing** – on the spot financing at your GM dealership^{††}
- **GMAC SMARTLEASE** – a smart alternative to traditional financing^{††}
- **GM Student Bonus Program** – GM will cover the first two purchase finance or lease payments and the lease security deposit on eligible new GM vehicles for students and recent graduates of high school, college or university[†]
- **The GM Card** – eligible cardholders may be able to redeem up to \$3500 on GM Card® Earnings toward the total purchase price or lease down payment on selected vehicles. For more information on The GM Card please call 1-800-461-3279.[†]

INFORMATION RESOURCES:

You can find more information about these programs from your GM dealer, or at these information centres:

- The GM Web site at gmcanada.com
- The GM Customer Communication Marketing Centre at 1-800-GM-DRIVE (1-800-463-7483 or 1-800-263-3830 for TDD users) – for information about any GM product or service, including The GM Card and the GM Mobility Program
- For information about GMAC visit gmcanada.com or call 1-800-616-4622.

[†]Conditions and limitations apply.
^{††}Subject to eligibility.



Colours may not be exactly as illustrated due to restrictions of the printing process. Please see your Sales Consultant for specific colour and model availability and compatibility.



16 Steel Gray Metallic

15 Sand Beige Metallic

25 Deep Blue Metallic

47 Polo Green Metallic

74 Fire Red

41 Onyx Black


59 Silver Birch Metallic

Two-Tone Paint Treatment
(Available on Extended Cab SLE and SLT models).


1500HD/2500HD Series



16" x 6.5"
Steel with cap, painted silver. Standard on 2500 HD SL.



16" x 6.5"
Chromed-styled with chrome cap. Standard on 1500HD and 2500HD SLE, available on SL.




16" x 6.5"
Polished aluminum. Standard on 1500HD and 2500HD SLT models. Available on 1500HD SLE and 2500HD SL and SLE.

3500 Series Dual Rear Wheel



16" x 6.5"
Steel with cap, painted silver. Standard on SL.



16" x 6.5"
Steel, painted silver with chrome trim rings and cap. Standard on SLE and SLT. Available on SL.

3500 Series Single Rear Wheel



16" x 6.5"
Steel with cap, painted silver. Standard on SL. Chrome centre cap on SLE and SLT.

A word about this brochure

Some of the equipment shown or described throughout this brochure may be available at extra cost. We have tried to make this brochure comprehensive and factual. We reserve the right, however, to make changes at any time, without notice, in prices, colours, materials, equipment, specifications, models and availability. Specifications, dimensions, measurements, ratings and other numbers in this brochure and other printed materials provided at the dealership or affixed to vehicles are approximates based upon design and engineering drawings and prototypes and laboratory tests. Your vehicle may differ due to variations in manufacture and equipment. Since some information may have been adapted since the time of the printing, please check with your GMC dealer for complete details. General Motors of Canada Limited reserves the right to lengthen or shorten the model year for any product, for any reason, or to start and end model years at different times.

Privacy Statement

At General Motors of Canada Limited ("GM Canada") we respect your privacy and value our relationship with you. Your personal information will be protected, will never be sold, and will be used only by GM Canada, our affiliates, dealers/retailers, and service suppliers (only to provide services). If you wish to be removed from GM Canada marketing communications; would like to limit only certain marketing communications from us; would like a listing of our specific uses or further information about those with whom your information is shared; or for further information about our Privacy Policy and practices, please contact us at 1-800-GM-DRIVE (1-800-463-7483) or through our Web site at gmcanada.com

A word about assembly

GMCs are equipped with engines and components produced and assembled by different operating units of General Motors, its subsidiaries and suppliers and these engines and components may change or be obtained from different sources from time to time. All such engines and components are approved for use in GMCs. Certain equipment ordered may be unavailable at the time of assembly and we suggest that you verify that your vehicle includes the equipment you ordered, or if there are changes, that they are acceptable to you.

Trademarks

The marks appearing in this GMC Sierra brochure including, but not limited to: General Motors, GM, the GM Canada emblem, the GM Canada Web site address, the GM Accessories logo, GMC, the GMC logo, Canyon, Denali, Envoy, Savana, Sierra, Yukon, and their respective logos, emblems, slogans and vehicle model names and body designs; and other marks such as Z71, Autotrac, Duramax, PASSLOCK, SMARTLEASE, Solar-Ray, TOTAL Warranty, VortecMAX and Vortec are all trademarks of General Motors Corporation and/or General Motors of Canada Limited, its subsidiaries, affiliates or licensors.

GMAC is a registered trademark of the General Motors Acceptance Corporation.

OnStar, the OnStar logo and the OnStar button are registered trademarks of the OnStar Corporation.

Bose and AudioPilot are registered trademarks of the Bose Corporation.

Radio Data System (RDS) is a registered trademark of the U.S. National Association of Broadcasters.

Copyright

©Copyright 2005 General Motors of Canada Limited. All Rights Reserved. All text, images, graphics, and other materials in this GMC Sierra brochure are subject to the copyright and other intellectual property rights of General Motors Corporation and/or General Motors of Canada Limited. These materials may not be reproduced, distributed or modified without the express written permission of General Motors Corporation and/or General Motors of Canada Limited.

Printed in Canada, August 2005.



CANYON



SIERRA



ENVOY



YUKON



SAVANA

A STORY ONLY GENERAL MOTORS CAN TELL.

General Motors' commitment to setting the highest standards in quality, safety, innovation, and fuel efficiency are matched by an equally strong commitment to the community.

DID YOU KNOW?

QUALITY: GM plants swept the J.D. Power Initial Quality Study^{SM*} rankings for North and South America: Gold and Silver Plant Quality Awards for the Canadian Oshawa #2 and #1 car plants, in addition to the Bronze Plant Quality Award for the Hamtramck, Michigan plant.

SAFETY: General Motors is the only automotive manufacturer committed to offering a full range of cars, trucks, and SUVs that provide safety protection before, during and after a collision. GM vehicles are equipped with a range of features and technologies that help drivers avoid collisions, reduce the risk of injury should a collision prove unavoidable, and help you get the assistance you need after a collision.

INNOVATION: GM is at the forefront of automotive technology with breakthrough features such as OnStar and XM Satellite Radio.

FUEL EFFICIENCY: GM offers more cars than any other automaker in Canada that get better than 7.0 L/100 km in highway driving. GM has also won more EnerGuide fuel-efficiency awards than any other car company.

GM IS COMMITTED TO CANADA.

INVESTMENT: GM invests more in Canada than any other car company: The \$2.5 billion Beacon Project represents the largest automotive investment in Canadian history.

EMPLOYMENT: GM directly employs over 20,000 people in Canada – more than any other car company.

DESIGN: GM is the only car company that designs, engineers and builds cars in Canada.

GM IS BEHIND YOU AND YOUR VEHICLE.

GM is equally comprehensive in the way it backs its GMC vehicles. All GMC models include:

- **3-year/60,000 km** complete vehicle repair coverage**
- **6-year/160,000 km** corrosion perforation coverage**
- **8-year/130,000 km** coverage on catalytic converters and powertrain control modules (PCMs)**
- **3-year/60,000 km** 24-hour Roadside Assistance.**

*General Motors Corporation – Oshawa #2 (Ontario – Car) was the highest ranked plant, Oshawa #1 (Ontario) was the second ranked plant and Hamtramck, MI was the third ranked plant in North/South America among plants producing vehicles for the U.S. market in J.D. Power and Associates 2005 U.S. Initial Quality StudySM. Study based on a total of 62,251 U.S. consumer responses indicating owner reported problems during the first 90 days of ownership. www.jdpower.com

**Whichever comes first.



Canada 

CHEVROLET PONTIAC BUICK GMC CADILLAC SATURN SAAB HUMMER

GMC BUILDING LEGENDS

gmcanada.com