

2013
SILVERADO HD





SEVEN BILLION PEOPLE. ONE ROAD.

Movement is the universal language of personal freedom. Our founder Louis Chevrolet spoke it fluently. As a Swiss immigrant, he came to America with a dream of racing cars. He wished for everyone – not just the rich or entitled – to experience the exhilaration he felt behind the wheel.

In 1911, he began building his first car. One hundred years later, a new Chevrolet is sold every 6.6 seconds. That amounts to 4.76 million vehicles in more than 140 countries – more than Louis Chevrolet could ever have imagined.

The depth of our heritage and passion is evident in everything we do here at Chevrolet. It's ingrained in the bold design, spirited performance, proven durability and exceptional value our drivers enjoy. It empowers us to be leaders in innovation. And it inspires us to continuously raise the bar – today, tomorrow and into what promises to be a bright future.

Currently, we are pioneering new propulsion technologies to meet the demanding energy and environmental needs of a global automotive brand. We're also employing alternative energy sources and investing in fuel-saving technologies to help reduce our carbon footprint with the goal of reducing 8 million metric tons of carbon dioxide emissions over the next few years.


Our global reach is expanding, yet our mission remains the same. We want every customer to feel like family – no matter where you are in the world. And no matter where you're going, we want you to enjoy the ride in a Chevrolet.

From the vision of one to the journey of many, Chevy Runs Deep.

Silverado 3500HD Dually Crew Cab LTZ 4x4
shown in Silver Ice Metallic with available features
and dealer-installed Chevy Accessories.





OUR MOST POWERFUL HEAVY DUTY YET



When only a long-lasting, dependable powerhouse of a pickup will do, Silverado HD is ready to take your job and handle it. The available Duramax® 6.6L Turbo-Diesel V8 and legendary Allison® transmission generate an earthshaking 397 horsepower, 765 lb.-ft. of torque and a maximum towing capability of up to 23,100 lbs!¹ This work ethic is built on a solid foundation – a high-strength, fully boxed frame that's capable of hauling up to 7,222 lbs. of payload.²

Silverado 2500HD Extended Cab Standard Box LT 4x4 shown in Blue Granite Metallic with available features and snow plow from an independent supplier.

¹ Requires available diesel engine, fifth-wheel trailer hitch and Regular Cab model. Maximum trailer weight ratings are calculated assuming a base vehicle, except for any option(s) necessary to achieve the rating, plus driver. The weight of other optional equipment, passengers and cargo will reduce the maximum trailer weight your vehicle can tow. See your Chevy dealer for additional details. ² Requires Regular Cab model and gas engine. Maximum payload capacity includes weight of driver, passengers, optional equipment and cargo.



765 LB.-FT. OF DURAMAX MUSCLE

Whether you're pulling a loaded trailer through the mountains or blasting snow from an unpaved road, torque is the force that gets you – and whatever you need to move – rolling from a dead stop. Here's where our dynamic duo, the available Duramax 6.6L Turbo-Diesel V8 engine and 6-speed Allison automatic transmission, earns its legendary status with 397 horsepower and 765 lb.-ft. of torque. The other powerful choice: a standard

360-horsepower Vortec™ 6.0L V8 gas engine with Variable Valve Timing (VVT). This E85-capable¹ V8 is teamed with a Hydra-Matic® 6-speed automatic transmission with a “steep” first gear that maximizes acceleration and a “tall” overdrive top gear for quiet, low-rpm highway cruising.


ENGINE	HP @ RPM	LB.-FT. TORQUE @ RPM	STANDARD TRANSMISSION
Vortec 6.0L V8 (3/4-ton)	360 @ 5400 ²	380 @ 4200	Hydra-Matic 6-speed automatic overdrive
Vortec 6.0L V8 (1-ton)	322 @ 4400	380 @ 4200	Hydra-Matic 6-speed automatic overdrive
Duramax 6.6L V8 (3/4-ton and 1-ton)	397 @ 3000	765 @ 1600	Allison 1000 6-speed automatic overdrive

¹ Go to chevy.com/biofuels to see if there is an E85 fuel station near you. ² For Box Delete and incomplete vehicles, 322 @ 4400.



INDUSTRIAL STRENGTH

FLINT ASSEMBLY PLANT, FLINT, MICHIGAN



The strongest Silverado HD ever is built on a massive, fully boxed steel frame. That's why Silverado HD earns a best-in-class maximum payload rating of 7,222 lbs! You won't find a fully boxed frame on a Ford F-250 or F-350. But strength also comes from flexibility, and Silverado HD has a suspension that is specifically tuned to handle heavy loads and rough roads, while at the same time delivering a surprisingly smooth ride.

The front suspension features huge precision-machined, forged upper control arms and torsion bars, along with the largest steering gear we've ever used on a heavy-duty truck. That's why Silverado HD has a front gross axle weight rating of up to 6,000 lbs.² If you need big and strong, this is it.




THE BEST COVERAGE OF ANY FULL-SIZE PICKUP

To guarantee the quality, Silverado HD is backed by a 100,000-mile/5-year³ Powertrain Limited Warranty, along with Roadside Assistance and Courtesy Transportation programs.

The complete vehicle is covered (including towing to your nearest Chevrolet dealership) for 36,000 miles/3 years.³ Repairs will be made to cover any vehicle defect, and most warranty repairs will be made at no charge. In addition, rust-through corrosion will be covered for 100,000 miles/6 years.³ See your dealer for details.

¹ Requires Regular Cab model and gas engine. Maximum payload capacity includes weight of driver, passengers, optional equipment and cargo.
² Requires available Snow Plow Prep Package. ³ Whichever comes first. See dealer for details.





Silverado 3500HD Dually Crew Cab Long Box LTZ 4x4
shown in Silver Ice Metallic with available features.

TOW UP TO 23,100 LBS.¹

DIESEL EXHAUST BRAKE SYSTEM

Diesel exhaust braking helps slow heavy loads you're towing downhill. The system evaluates load and grade, and uses the turbo to create the necessary back pressure to slow your rig and help reduce brake use. Included with the available Duramax Turbo-Diesel engine and Allison transmission.

AUTO GRADE BRAKING

Auto grade braking is one more way Silverado HD makes trailering easier. This standard HD technology works with the cruise control to maintain vehicle speed on long, steep descents.

AUTOMATIC LOCKING REAR DIFFERENTIAL

This GM segment-exclusive feature directs power to the wheel that has the most traction on loose gravel or slippery road surfaces.

REAR VISION CAMERA

For easier trailer hookups, opt for the rear vision camera. The display is either integrated into the rearview mirror or the available navigation system.

¹ Requires fifth-wheel hitch and available diesel engine. Maximum trailer weight ratings are calculated assuming a base vehicle, except for any option(s) necessary to achieve the rating, plus driver. The weight of other optional equipment, passengers and cargo will reduce the maximum trailer weight your vehicle can tow. See your Chevy dealer for additional details. ² Single rear wheel models only.

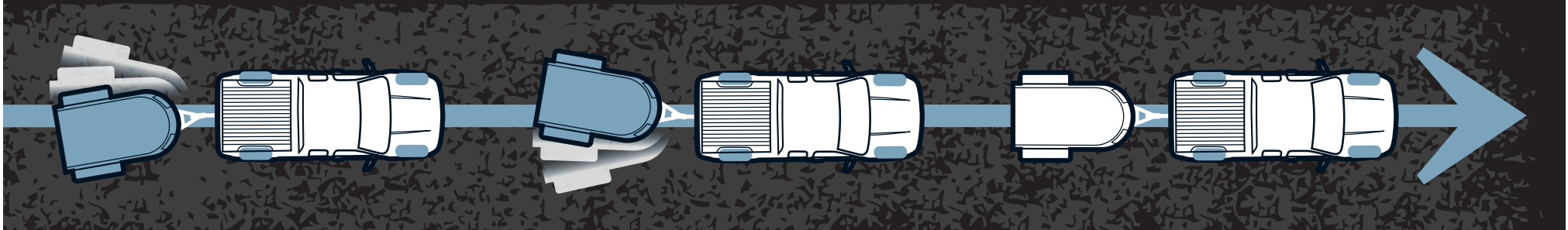
TOW/HAUL MODE

Standard Tow/Haul mode adjusts the shift schedule on the automatic transmission so it isn't "hunting" for the correct gear while towing or hauling.



STABILITRAK WITH TRAILER SWAY CONTROL

The StabiliTrak® Electronic Stability Control System works in conjunction with Trailer Sway Control¹ to help you keep your vehicle – and your trailer – on the path being steered by sensing a loss of lateral traction and responding by adjusting the engine output and brakes accordingly. And when you're trailering on hilly terrain, Hill Start Assist¹ holds the truck stationary for about a second after the brake is released, giving you time to accelerate before the truck can roll backward.



¹ Single rear wheel models only.

2500HD AND 3500HD CONVENTIONAL TRAILER WEIGHT RATINGS¹

REGULAR CAB									
ENGINE	AXLE RATIO	GCWR ²	2500HD LONG BOX 2WD	3500HD LONG BOX 2WD	3500HD LONG BOX 2WD DUALLY	2500HD LONG BOX 4x4	3500HD LONG BOX 4x4	3500HD LONG BOX 4x4 DUALLY	
Vortec 6.0L V8	4.10	20,500	13,000	13,000	14,100	13,000	13,000	13,800	
	3.73	16,000	10,200	-	9,600	9,900	9,700	9,300	
Duramax 6.6L Turbo-Diesel V8	3.73	24,500	13,000	-	-	13,000	13,000	-	
	3.73	30,500	-	-	-	-	-	16,000	

EXTENDED CAB										
ENGINE	AXLE RATIO	GCWR ²	2500HD STANDARD BOX 2WD	2500HD LONG BOX 2WD	3500HD LONG BOX 2WD	3500HD LONG BOX 2WD DUALLY	2500HD STANDARD BOX 4x4	2500HD LONG BOX 4x4	3500HD LONG BOX 4x4	3500HD LONG BOX 4x4 DUALLY
Vortec 6.0L V8	4.10	20,500	13,000	13,000	13,000	13,600	13,000	13,000	13,000	13,400
	3.73	16,000	9,800	9,700	9,500	9,100	9,500	9,400	9,200	8,900
Vortec 6.0L V8 Compressed Natural Gas (CNG)	4.10	20,500	13,000	13,000	-	-	13,000	13,000	-	-
	3.73	16,000	9,300	9,200	-	-	9,000	8,900	-	-
Duramax 6.6L Turbo-Diesel V8	3.73	24,500	13,000	13,000	13,000	-	13,000	13,000	13,000	-
	3.73	30,500	-	-	-	16,500	-	-	-	18,000

CREW CAB												
ENGINE	AXLE RATIO	GCWR ²	2500HD STANDARD BOX 2WD	2500HD LONG BOX 2WD	3500HD STANDARD BOX 2WD	3500HD LONG BOX 2WD	3500HD LONG BOX 2WD DUALLY	2500HD STANDARD BOX 4x4	2500HD LONG BOX 4x4	3500HD STANDARD BOX 4x4	3500HD LONG BOX 4x4	3500HD LONG BOX 4x4 DUALLY
Vortec 6.0L V8	4.10	20,500	13,000	13,000	13,000	13,000	13,500	13,000	13,000	13,000	13,000	13,200
	3.73	16,000	9,700	9,600	9,500	9,400	9,000	9,400	9,300	9,200	9,100	8,700
Duramax 6.6L Turbo-Diesel V8	3.73	24,500	13,000	13,000	13,000	13,000	-	13,000	13,000	13,000	13,000	-
	3.73	30,500	-	-	-	-	16,500	-	-	-	-	18,000

2500HD AND 3500HD FIFTH-WHEEL/GOOSENECK TRAILER WEIGHT RATINGS¹

REGULAR CAB									
ENGINE	AXLE RATIO	GCWR ²	2500HD LONG BOX 2WD	3500HD LONG BOX 2WD	3500HD LONG BOX 2WD DUALLY	2500HD LONG BOX 4x4	3500HD LONG BOX 4x4	3500HD LONG BOX 4x4 DUALLY	
Vortec 6.0L V8	4.10	20,500	14,700	14,500	14,200	14,400	14,200	13,800	
	3.73	16,000	10,200	-	9,600	9,900	9,700	9,300	
Duramax 6.6L Turbo-Diesel V8	3.73	24,500	17,800	-	-	17,500	17,400	-	
	3.73	30,500	-	-	-	-	-	23,100	

EXTENDED CAB										
ENGINE	AXLE RATIO	GCWR ²	2500HD STANDARD BOX 2WD	2500HD LONG BOX 2WD	3500HD LONG BOX 2WD	3500HD LONG BOX 2WD DUALLY	2500HD STANDARD BOX 4x4	2500HD LONG BOX 4x4	3500HD LONG BOX 4x4	3500HD LONG BOX 4x4 DUALLY
Vortec 6.0L V8	4.10	20,500	14,300	14,200	14,000	13,700	14,000	13,900	13,700	13,400
	3.73	16,000	9,800	9,700	9,500	9,200	9,500	9,400	9,200	8,900
Vortec 6.0L V8 Compressed Natural Gas (CNG)	4.10	20,500	-	-	-	-	-	-	-	-
	3.73	16,000	-	-	-	-	-	-	-	-
Duramax 6.6L Turbo-Diesel V8	3.73	24,500	17,500	17,400	17,300	-	16,400	15,700	16,900	-
	3.73	30,500	-	-	-	22,800	-	-	-	22,600

CREW CAB												
ENGINE	AXLE RATIO	GCWR ²	2500HD STANDARD BOX 2WD	2500HD LONG BOX 2WD	3500HD STANDARD BOX 2WD	3500HD LONG BOX 2WD	3500HD LONG BOX 2WD DUALLY	2500HD STANDARD BOX 4x4	2500HD LONG BOX 4x4	3500HD STANDARD BOX 4x4	3500HD LONG BOX 4x4	3500HD LONG BOX 4x4 DUALLY
Vortec 6.0L V8	4.10	20,500	14,200	14,100	14,000	13,900	13,500	13,900	13,800	13,700	13,600	13,200
	3.73	16,000	9,700	9,600	9,500	9,400	9,000	9,400	9,300	9,200	9,100	8,700
Duramax 6.6L Turbo-Diesel V8	3.73	24,500	17,400	16,700	17,200	17,300	-	15,800	14,700	17,000	16,800	-
	3.73	30,500	-	-	-	-	22,800	-	-	-	-	22,500

¹ Maximum trailer weight ratings are calculated assuming a base vehicle, except for any option(s) necessary to achieve the rating, plus driver. The weight of other optional equipment, passengers and cargo will reduce the maximum trailer weight your vehicle can tow. See your Chevy dealer for additional details. ² Gross Combination Weight Rating. Note: Trailer tongue weight should be 10% to 15% of total loaded trailer weight. Trailer kingpin weight should be 15% to 25% of total loaded trailer weight. Addition of trailer tongue weight/trailer kingpin weight cannot cause vehicle weights to exceed Rear Gross Axle Weight Rating (RGAWR) or Gross Vehicle Weight Rating (GVWR). These ratings can be found on the certification label located on the driver door or doorframe.

2500HD AND 3500HD MAXIMUM PAYLOAD¹

MODEL	GVWR ²	REGULAR CAB		EXTENDED CAB						CREW CAB			
		LONG BOX VORTEC 6.0L V8	LONG BOX DURAMAX 6.6L DIESEL	STANDARD BOX VORTEC 6.0L V8	STANDARD BOX VORTEC 6.0L V8 CNG	STANDARD BOX DURAMAX 6.6L DIESEL	LONG BOX VORTEC 6.0L V8	LONG BOX VORTEC 6.0L V8 CNG	LONG BOX DURAMAX 6.6L DIESEL	STANDARD BOX VORTEC 6.0L V8	STANDARD BOX DURAMAX 6.6L DIESEL	LONG BOX VORTEC 6.0L V8	LONG BOX DURAMAX 6.6L DIESEL
2500HD 2WD	9,300	3,670	-	-	-	-	-	-	-	-	-	-	-
	9,500	-	-	3,473	2,948	-	3,358	2,842	-	3,347	-	3,247	-
	9,900	-	3,431	-	-	-	-	-	-	-	-	-	-
	10,000	4,212 ³	-	-	-	3,154	-	-	3,015	-	3,037	-	2,932
2500HD 4x4	9,500	3,538	-	3,189	2,653	-	3,275	2,560	-	3,066	-	-	-
	9,900	-	3,079	-	-	-	-	-	-	-	-	3,305	-
	10,000	-	-	-	-	2,830	-	-	2,725	-	2,706	-	2,552
3500HD 2WD Single Rear Wheel (SRW)	10,400	4,625	-	-	-	-	-	-	-	-	-	-	-
	10,500	-	-	-	-	-	-	-	-	4,187	-	-	-
	10,700	-	-	-	-	-	4,443	-	-	-	-	4,308	-
	11,100	-	-	-	-	-	-	-	-	4,044	-	-	-
	11,200	-	-	-	-	-	-	-	4,459	-	-	-	-
	11,400	-	-	-	-	-	-	-	-	-	-	-	4,266
3500HD 2WD Dual Rear Wheel (DRW)	13,025	-	-	-	-	-	6,349	-	5,588	-	-	6,245	5,484
	13,400	7,222	-	-	-	-	-	-	-	-	-	-	-
3500HD 4x4 Single Rear Wheel (SRW)	10,700	4,609	-	-	-	-	-	-	-	-	-	-	-
	10,800	-	-	-	-	-	-	-	-	4,190	-	-	-
	11,000	-	-	-	-	-	-	-	-	-	-	4,266	-
	11,100	-	-	-	-	-	4,455	-	-	-	-	-	-
	11,400	-	4,585	-	-	-	-	-	-	-	-	-	-
	11,500	-	-	-	-	-	-	-	-	-	4,125	-	-
	11,600	-	-	-	-	-	-	-	4,295	-	-	-	4,143
3500HD 4x4 Dual Rear Wheel (DRW)	13,025	-	5,740	-	-	-	6,068	-	5,307	-	-	5,914	5,154
	13,400	6,876	-	-	-	-	-	-	-	-	-	-	-

TRAILERING BASICS

NOTE: Towing a trailer involves all major vehicle systems of your Chevy truck. Easy and safe trailering requires a properly equipped vehicle, additional trailering equipment and an appropriate trailer. It also requires loading both the vehicle and trailer properly, using safe driving techniques, meeting regional legal requirements, and following break-in and maintenance schedules. The vehicle owner is responsible for obtaining the proper equipment (hitch ball, hitch type of the proper size and capacity) required to safely tow both the trailer and the load that will be towed. For more information, consult your Owner's Manual or speak to a trailering expert at your Chevrolet dealership. These charts will assist in determining how to best equip your Chevy truck for trailering. To help you understand the charts, consider these trailering factors:

RGAWR AND GVWR: Addition of trailer hitch weight cannot cause vehicle weights to exceed Rear Gross Axle Weight Rating (RGAWR) or Gross Vehicle Weight Rating (GVWR). These ratings can be found on the certification label located on the driver door or doorframe.

GCWR: The Gross Combination Weight Rating is the total allowable weight of the completely loaded vehicle and trailer.

TRAILER WEIGHT RATING: This rating is determined by subtracting the tow vehicle's weight (curb weight) from the GCWR. Base vehicle (curb) weight is used, so additional passenger, equipment and cargo weight reduces this rating.

NOTE: The safety steps described here are by no means the only precautions to be taken when trailering. See the Owner's Manual for your Chevy Silverado HD for additional guidelines and trailering tips.

TRAILERING CAUTION: If you don't use the correct equipment and drive properly, you can lose control of your vehicle when you pull a trailer. If the trailer is too heavy, your vehicle brakes may be less effective. You and your passengers could be seriously injured. Pull a trailer only after you have taken the following steps:

TRAILER BRAKES: If your trailer weighs 2,000 lbs. loaded, then it must have its own adequate brakes. Be sure to read and follow the instructions for the trailer brake controller so that it is installed, adjusted and maintained properly.

HITCHES: It's important to have the correct hitch equipment. If you'll be towing a trailer, be sure to use a frame-mounted, weight-distributing hitch and sway control of the proper size. If you have to make any holes in the body of your vehicle to install a trailer hitch, be sure to seal the holes if you ever remove the hitch. If they're not sealed, dirt, water and deadly carbon monoxide from the exhaust can get into your vehicle.

GOOSENECK/FIFTH-WHEEL TRAILERING: Silverado HD can be equipped with a fifth-wheel or gooseneck trailer hitch. Follow the manufacturer's directions for installation, but note that the hitch must be attached to the truck frame. Do not use the pickup bed for additional support. For proper kingpin tongue load distribution and control of the trailer, the hitch must be mounted so the kingpin load is placed ahead of the rear axle centerline. Fifth-wheel trailer kingpin loads are higher than conventional trailer tongue loads, so pay careful attention to the truck's payload capacity and rear axle weight ratings. Your Chevy dealer can help you calculate the maximum allowable payload and GVWR required for your fifth-wheel trailering application. The weight of any additional equipment and all passengers must be subtracted from the payload weight to determine the maximum kingpin load available.

¹ Maximum payload capacity includes weight of driver, passengers, optional equipment and cargo. ² Gross Vehicle Weight Rating (GVWR). When properly equipped; includes vehicle, passengers, cargo and equipment.

³ Requires available Performance Package.



Silverado 3500HD Crew Cab LTZ interior shown in Light Cashmere-Color/Dark Cashmere-Color with available features.



ROOM FOR EVERYTHING

LTZ has the room and functionality you want with a cavernous center console, front and rear storage areas, and a one-hand flip-up rear bench seat on Crew Cab and Extended Cab models.



HEATED AND COOLED FRONT SEATS

Heated and cooled, leather-appointed front bucket seats with 12-way power adjusters are available on LTZ.



POWER-ADJUSTABLE PEDALS

Find your perfect driving position with power-adjustable accelerator and brake pedals. This unexpected luxury is standard on LTZ and available on LT. An adjustable steering column is standard on all models.



DUAL-ZONE AUTOMATIC CLIMATE CONTROLS

Standard on LTZ and available on LT, dual-zone automatic climate controls provide customized comfort for you and your front seat passengers.

Silverado 3500HD Crew Cab LTZ interior shown in Light Cashmere-Color/Dark Cashmere-Color with available features.





01

ONSTAR DIRECTIONS & CONNECTIONS® PLAN

In most crashes, built-in sensors can automatically alert an OnStar®¹ Advisor, who is immediately connected into your vehicle. Turn-by-Turn Navigation offers voice-guided directions at the touch of a button. It's all standard on many models for six months.



02

BLUETOOTH

Make, answer and end calls without taking your hands off the wheel or your eyes from the road. Just tap the steering wheel-mounted controls and you're in touch. Bluetooth® wireless technology² for select phones is standard on LTZ and available on all other models.



03

CHEVROLET WI-FI BY AUTONET MOBILE

Stay connected in your Silverado HD the easy way with dealer-installed Autonet Mobile³ Wi-Fi. The signal is accessible for multiple devices simultaneously in the truck and up to 150 feet away.

¹ Visit onstar.com for coverage map, details and system limitations. Services vary by model and conditions. OnStar acts as a link to existing emergency service providers. ² Go to gm.com/bluetooth to find out which phones are compatible with the vehicle. ³ Monthly rates apply. Visit autonetmobile.com for details and coverage map.



04

TOUCH-SCREEN NAVIGATION

The available touch-screen navigation system displays maps and information to help you find your way. Plus a 3-month trial of SiriusXM NavTraffic¹ with a Map View feature allows you to receive detailed traffic information.



05

MEDIA SCREEN

You can listen to music from your choice of a 30 GB hard drive, CDs, an MP3 player or a 3-month trial of SiriusXM Satellite Radio.¹ An available USB port² also allows you to customize your tunes from an iPod^{®3} or a music-loaded flash drive.



06

REAR VISION CAMERA

The available rear vision camera display, integrated into the navigation screen, features guidelines to help direct you into spaces and provides a clear view for trailer hookups.

¹ If you subscribe after your trial period, subscriptions are continuous until you call SiriusXM to cancel. See SiriusXM Customer Agreement for complete terms at siriusxm.com. Other fees and taxes will apply. All fees and programming subject to change. For more information about NavTraffic, visit siriusxm.com/navtraffic. XM satellite service is available only in the 48 contiguous United States and Washington, D.C. ² Not compatible with all devices. ³ iPod is a mobile digital device. iPod is a trademark of Apple Inc., registered in the U.S. and other countries.

Adventures await. The available Z71 Off-Road Package has what it takes to get you there with 35mm deflective-disc twin-tube shocks, off-road jounce bumpers, a 33mm front stabilizer bar and a Skid Plate Package. Add the available Z71 Appearance Package, shown here, for the bold look that matches this legendary capability. The Z71 Appearance Package includes all the features listed below.

Silverado 2500HD Crew Cab LTZ 4x4 shown in Victory Red with available Z71 Appearance Package and vertical triling mirrors.

01

Z71 GRAPHICS

Enhanced Z71 graphics on the pickup box tell the world you're ready to go places.

02

BODY-COLOR ACCENTS

Body-color outside rearview mirrors (2500HD models) and body-color exterior door handles add color-coordinated style.

03


POLISHED-ALUMINUM WHEELS

Massive 18" polished forged-aluminum wheels and rugged all-terrain tires are unique to Z71.

04

UNIQUE FRONT STYLING

Body-color bumper, chrome grille with body-color surround, and foglamps set Silverado HD with the Z71 Appearance Package apart.



Silverado 2500HD Extended Cab WT shown in Summit White with available features and dealer-installed Chevy Accessories.

MULTIPLE CHOICE FOR AN HD WORLD

WORK-READY VERSATILITY

Extended Cab models offer easy access with rear doors that open wider than any other full-size pickup. Extended Cab and Crew Cab models offer a rear bench seat that flips up for additional interior cargo space.

BIG CHOICES

Silverado HD offers the choice of Regular Cab, Extended Cab or Crew Cab models. 3500HD Chassis Cab, available in Regular Cab or Crew Cab models, offers Power Takeoff (PTO) capability¹ with the available Duramax Diesel so you can operate auxiliary equipment.

NEW COMPRESSED NATURAL GAS (CNG) OPTION

A new “bi-fuel” factory option – available on 2500HD Extended Cab models – for the 6.0L V8 allows Silverado HD to run on gasoline or compressed natural gas (CNG). The truck has the capability to switch seamlessly between the two fuels and offers a driving range of up to 650 miles².

NEW SPRAY-ON BEDLINER

Keep your Silverado HD looking newer longer with an available Spray-On Bedliner³ – a new feature for 2013.



¹ Chassis Cab only. Additional equipment is required for PTO installation by an independent supplier. The provisions for PTO include an instrument panel switch, an electrical interface and an internal PTO gear in transmission.
² Estimated range based on GM testing and maximum tank capacity. Your range may be less. ³ Available late Fall 2012 on 2500HD and 3500HD Crew Cab models only.



Keep your Silverado HD looking great for the long haul with a factory-installed Spray-On Bedliner¹ or dealer-installed Drop-In Bedliner or Bed Rug, all covered by the GM 3-year/36,000-mile (whichever comes first) New Vehicle Limited Warranty when ordered with your new Silverado HD. See your dealer for details.

Silverado 2500HD Extended Cab Long Box WT shown in Summit White with available dealer-installed Chevy Accessories.

¹ Spray-On Bedliner available late Fall 2012 on 2500HD and 3500HD Crew Cab models only.

CHEVY ACCESSORIES¹

STATIONARY TOOL BOX

This available diamond-pattern aluminum Tool Box can hold up to 250 lbs. It features a removable sliding tray with rubber mat and a one-touch latching mechanism.

BED RAIL PROTECTORS

You're not afraid of a hard day's work and neither is Silverado HD. Available Molded Bed Rail Protectors are designed to keep your Silverado HD looking new after the job is done.

¹ Chevy Accessories are dealer-installed and covered by the GM 3-year/36,000-mile (whichever comes first) New Vehicle Limited Warranty when ordered with your new Silverado HD. See your dealer for details.

3500HD Extended Cab LT 4x4 shown in Black with available features and dealer-installed Chevy Accessories.



SOFT FOLDING TONNEAU COVER

The available Soft Folding Tonneau Cover keeps cargo box contents out of sight and improves aerodynamics at highway speeds.

3500HD Extended Cab LT 4x4 shown in Black with available features and dealer-installed Chevy Accessories.



ASSIST STEPS

Tubular Assist Steps are available with either chrome (shown) or black powder coat finish.



SPLASH GUARDS

Available molded Splash Guards are designed to shield your truck from tire splash and mud.



17" Steel (standard on 2500HD WT)

17" Chrome-Clad Steel (available on 2500HD WT)

18" Steel (available on 2500HD WT; standard on 3500HD Single Rear Wheel WT)


17" Machined-Aluminum (standard on 2500HD LT)

18" Polished Forged-Aluminum (standard on 2500HD LTZ and 3500HD SRW LT and LTZ; available on 2500HD LT)

20" Polished Forged-Aluminum (available on 2500HD LT and LTZ)

17" Steel with Chrome Overlay (standard on 3500HD Dual Rear Wheel LT and LTZ)
Not shown: 17" Steel (standard on 3500HD DRW WT)

17" Polished Forged-Aluminum (Crew Cab only; standard on 3500HD DRW LTZ, available on LT)



Dark Titanium-Color Vinyl¹



Light Titanium-Color/
Dark Titanium-Color Cloth²



Light Cashmere-Color/
Dark Cashmere-Color Cloth²




Ebony Cloth³



Light Titanium-Color/
Dark Titanium-Color
Leather Appointments⁴




Light Cashmere-Color/
Dark Cashmere-Color
Leather Appointments⁴



Ebony Leather Appointments⁴



Light Titanium-Color/
Dark Titanium-Color
Perforated-Leather Appointments⁵



Light Cashmere-Color/
Dark Cashmere-Color
Perforated-Leather Appointments⁵



Ebony Perforated-Leather
Appointments⁵

1 Standard on WT. 2 Standard on LT. 3 Standard on LT (shown); available on WT. 4 Standard on LTZ (shown); available on LT. 5 Available on LTZ.



Black



Blue Topaz Metallic¹



Blue Granite Metallic¹



Deep Ruby Metallic



Victory Red



Mocha Steel Metallic¹



Graystone Metallic



Silver Ice Metallic



Summit White



¹ Not available with Custom Sport Truck Package or Z71 Appearance Package.

SELECT VEHICLE FEATURES



SILVERADO HD WORK TRUCK (REGULAR CAB, EXTENDED CAB, CREW CAB)

Vortec 6.0L V8 engine with 6-speed automatic transmission

Chrome front bumper and step-style chrome rear bumper with step pad

Black door handles

Chrome grille surround

Black folding mirrors (2500HD); Black folding high-visibility vertical trailering mirrors (3500HD)

Two front recovery hooks (4x4)

High-capacity air cleaner

Heavy-duty external engine oil cooler

Heavy-duty auxiliary external transmission fluid cooler

Automatic locking rear differential (3500HD)

Recirculating-ball power steering

Independent front suspension with torsion bars and multistage, multileaf, asymmetrical rear springs

Heavy-Duty Handling/Trailering Suspension

Floor-mounted, manual shift-on-the-fly transfer case (4x4)

Trailering Package: Trailer hitch platform with 2.5" receiver and 2" adapter, 7-wire harness mated to 7-way sealed connector, integrated trailer brake controller and automatic locking rear differential (3500HD)

Driver and right-front passenger air bags¹

4-wheel antilock disc brakes (ABS)

StabiliTrak Electronic Stability Control System with Trailer Sway Control and Hill Start Assist (SRW models)

Single-zone manual climate control

Cruise control

Driver Information Center

Dual glove boxes

Tilt-wheel adjustable steering column

AM/FM stereo

Vinyl 40/20/40 front split-bench seat with recliners and fold-down center armrest with storage

Flip-up, full-width rear bench seat (Extended Cab models)

Flip-up, 60/40 rear split-bench seat (Crew Cab models)

Power door locks with Remote Keyless Entry (Crew Cab models)



¹ Always use safety belts and the correct restraint for your child's age and size. Even in vehicles equipped with the Passenger Sensing System, children are safer when properly secured in a rear seat in the appropriate infant, child or booster seat. Never place a rear-facing infant restraint in the front seat of any vehicle equipped with a passenger air bag. See the Owner's Manual and the child safety seat instructions for more safety information.

SELECT VEHICLE FEATURES



SILVERADO HD LT (REGULAR CAB, EXTENDED CAB, CREW CAB)

In addition to or replacing Work Truck features, LT includes:

Black folding, power-adjustable, heated mirrors (2500HD); Black folding, high-visibility vertical trailering, power-adjustable, heated mirrors (3500HD)

Electronic transfer case with rotary dial (4x4)

AM/FM stereo with CD/MP3 player

Premium Cloth 40/20/40 front split-bench seat with recliners, manual lumbar support, fold-down center armrest with storage and lockable underseat storage

Power door locks with Remote Keyless Entry

Power windows with driver express-down feature

SiriusXM Satellite Radio¹ with three trial months

Auto-dimming inside rearview mirror (3500HD)

OnStar² with Directions & Connections Plan for the first six months

Solar-Ray[®] deep-tinted glass



SILVERADO HD LTZ (EXTENDED CAB, CREW CAB)

In addition to or replacing LT features, LTZ includes:

Body-color door handles

Foglamps

Body-color, heated, power-adjustable mirrors with turn signal indicators, driver-side auto-dimming feature and power-folding feature (2500HD)

Automatic locking rear differential (2500HD)

Trailering Package: Trailer hitch platform with 2.5" receiver and 2" adapter, 7-wire harness mated to 7-way sealed connector and automatic locking rear differential (2500HD)

ABS-integrated trailer brake controller

Dual-zone automatic climate controls

Auto-dimming inside rearview mirror (2500HD)

Remote vehicle starter system

Custom Leather-appointed, reclining, heated, 10-way power-adjustable front bucket seats with memory and power lumbar support

AM/FM stereo with CD/MP3 player and USB port³

Bose[®] sound system

Rear-window defogger

Bluetooth[®] wireless technology⁴ for select phones



¹ If you subscribe after your trial period, subscriptions are continuous until you call SiriusXM to cancel. See SiriusXM Customer Agreement for complete terms at siriusxm.com. Other fees and taxes will apply. All fees and programming subject to change. XM satellite service is available only in the 48 contiguous United States and Washington, D.C. ² Visit onstar.com for coverage map, details and system limitations. Services vary by model and conditions. ³ Not compatible with all devices. ⁴ Go to gm.com/bluetooth to find out which phones are compatible with the vehicle.

SPECIFICATIONS

■ STANDARD □ AVAILABLE – NOT AVAILABLE

	WT	LT	LTZ ¹
EXTERIOR			
2500HD Custom Sport Truck Package: ² 20" polished forged-aluminum wheels, outside heated power-adjustable vertical trailering mirrors, Trailering Package, automatic locking rear differential, dual-zone automatic climate controls, Bluetooth® wireless technology ³ for select phones, steering wheel-mounted audio controls, AM/FM stereo with CD/MP3 player and USB port, ⁴ driver 6-way power seat adjuster, foglamps, EZ Lift locking tailgate, inside rearview auto-dimming mirror, 6" oval chromed tubular Assist Steps from Chevy Accessories, bodyside moldings with chrome accents and chrome door handles	–	□	–
3500HD Custom Sport Truck Package: ² Dual-zone automatic climate controls, Bluetooth wireless technology ³ for select phones, steering wheel-mounted audio controls, AM/FM stereo with CD/MP3 player and USB port, ⁴ driver 6-way power seat adjuster, foglamps, EZ Lift locking tailgate, 6" oval chromed tubular Assist Steps from Chevy Accessories, bodyside moldings with chrome accents and chrome door handles; also includes 17" polished forged-aluminum wheels on dual rear wheel models	–	□	–
EZ Lift locking tailgate	–	□ ⁵	□ ⁶
LTZ Plus Package: EZ Lift locking tailgate, Universal Home Remote, power-adjustable pedals and Rear Park Assist; single rear wheel models include rear Wheel House Liners from Chevy Accessories	–	–	□
Mirrors: Black, folding, power-adjustable, heated	□ ⁷	■	–
Body-color, power-adjustable, heated; with turn signal indicators in glass, driver-side auto-dimming feature and power-folding feature (2500HD)	–	□ ⁸	■
Black, trailering, high-visibility vertical, manual-folding and extendable; with lower convex spotter glass (2500HD)	□	–	–
Black, trailering, high-visibility vertical, power-adjustable, heated, manual-folding and extendable; with turn signal indicators and lower convex spotter glass (2500HD)	–	□ ⁹	□
On The Job Package: Bed Rail Protectors, Bedliner and Bed-Mounted Tie-Down Hooks from Chevy Accessories	□	□	□
Protection Package: Bed Rail Protectors and rear Wheel House Liners from Chevy Accessories	□	□	□
Spray-On Bedliner ¹⁰	□	□	□
Z71 Off-Road Package: Skid Plate Package, on-/off-road tires and Z71 decals (SRW)	–	□ ¹¹	□
Z71 Appearance Package: 18" polished forged-aluminum wheels, all-terrain tires, foglamps, body-color outside mirrors (2500HD) and door handles; unique Z71 decals, body-color grille with chrome insert, body-color front bumper and sill plates	–	□ ¹²	□ ¹²

	WT	LT	LTZ ¹
ENGINE/CHASSIS			
Differential: Automatic locking rear (3500HD)	□	□	■
Engine block heater	□	□	□
Exhaust Brake System: Diesel ¹³	□	□	□
Skid Plate Package: ¹⁴ Frame-mounted shield protecting front underbody, oil pan, differential case and transfer case (4x4)	□	□	□
Snow Plow Prep Package: 10-amp power for backup and roof emergency light, high-flow front bumper, forward lamp wiring harness, provision for cab roof-mounted lamp and Skid Plate Package (4x4)	□	□	□
Trailering Package: ¹ Trailer hitch platform with 2.5" receiver and 2" adapter, 7-wire harness mated to 7-way sealed connector, integrated trailer brake controller and automatic locking rear differential ¹⁵ (2500HD)	□	□	■
SAFETY & SECURITY			
Air bags: ¹⁶ Head-curtain with rollover sensor; seat-mounted for thorax and pelvic protection (SRW)	□	□	□
OnStar ¹⁷ with Directions & Connections Plan	□ ¹⁸	–	–
OnStar ¹⁷ with Directions & Connections Plan for the first six months	–	■	■
Trailer Brake controller: ABS-integrated ¹¹	□	□	■
INTERIOR			
Convenience Package: Power-adjustable pedals, Rear Park Assist, ² rear-window defogger, Universal Home Remote and remote vehicle starter system	–	□	–
Defogger: Rear-window ¹⁹	□	□	■
Power door locks with Remote Keyless Entry ²⁰	□ ²¹	■	■
Interior Plus Package: 6-way power-adjustable driver seat, CD/MP3 player, USB port, ⁴ steering wheel-mounted audio controls, Bluetooth wireless technology ³ for select phones, dual-zone automatic climate controls, ² EZ Lift locking tailgate and foglamps	–	□ ²²	–
Mirror: Auto-dimming rearview	–	□ ²³	■
Rear vision camera ¹	–	□ ²⁴	□ ²⁵
Sunroof: ^{1,26} Power-sliding, with express-open feature and wind deflector	–	–	□ ²⁷
Windows, Locks and Mirrors Power Package: Power driver and passenger-side windows with uplevel door panels, outside heated power-adjustable manual-folding mirrors and power door locks (Remote Keyless Entry sold separately)	□	–	–
Window: Power-sliding, rear ²⁸	–	□	■
Windows: Power, with driver express-down feature	□ ⁷	■	■

1 Not available on Chassis Cab models. **2** Extended and Crew Cab models only. **3** Go to gm.com/bluetooth to find out which phones are compatible with the vehicle. **4** Not compatible with all devices. **5** Requires available Custom Sport Truck Package, Interior Plus Package or rear vision camera. **6** Requires available LTZ Plus Package or rear vision camera. **7** Requires available Windows, Locks and Mirrors Power Package. **8** Requires available Z71 Appearance Package. **9** Requires available auto-dimming inside rearview mirror. **10** Crew Cab models only. Available Fall 2012. **11** 2500HD models require available Trailering Package. **12** Requires available Z71 Off-Road Package. **13** Requires available Duramax 6.6L Turbo-Diesel V8 engine. **14** 2WD models require available Z71 Off-Road Package. **15** Automatic locking rear differential not included on Fleet orders on 2500HD models. **16** Always use safety belts and the correct restraint for your child's age and size. Even in vehicles equipped with the Passenger Sensing System, children are safer when properly secured in a rear seat in the appropriate infant, child or booster seat. Never place a rear-facing infant restraint in the front seat of any vehicle equipped with a passenger air bag. See the Owner's Manual and the child safety seat instructions for more safety information. **17** Visit onstar.com for coverage map, details and system limitations. Services vary by model and conditions. **18** Requires available power door locks and Remote Keyless Entry. **19** Not available with power-sliding rear window. **20** Remote Keyless Entry sold separately when Windows, Locks and Mirrors Power Package is ordered. **21** Standard on Crew Cab models. **22** Not available with Custom Sport Truck Package. **23** 2500HD models require available rear vision camera or trailering mirrors. Standard on 3500HD models. **24** Requires available Convenience Package and Interior Plus Package, Custom Sport Truck Package or EZ Lift locking tailgate. **25** Requires available LTZ Plus Package or EZ Lift locking tailgate. **26** Crew Cab models only. **27** Not available with Snow Plow Prep Package. **28** Not available with rear-window defogger.

SPECIFICATIONS

■ STANDARD □ AVAILABLE – NOT AVAILABLE

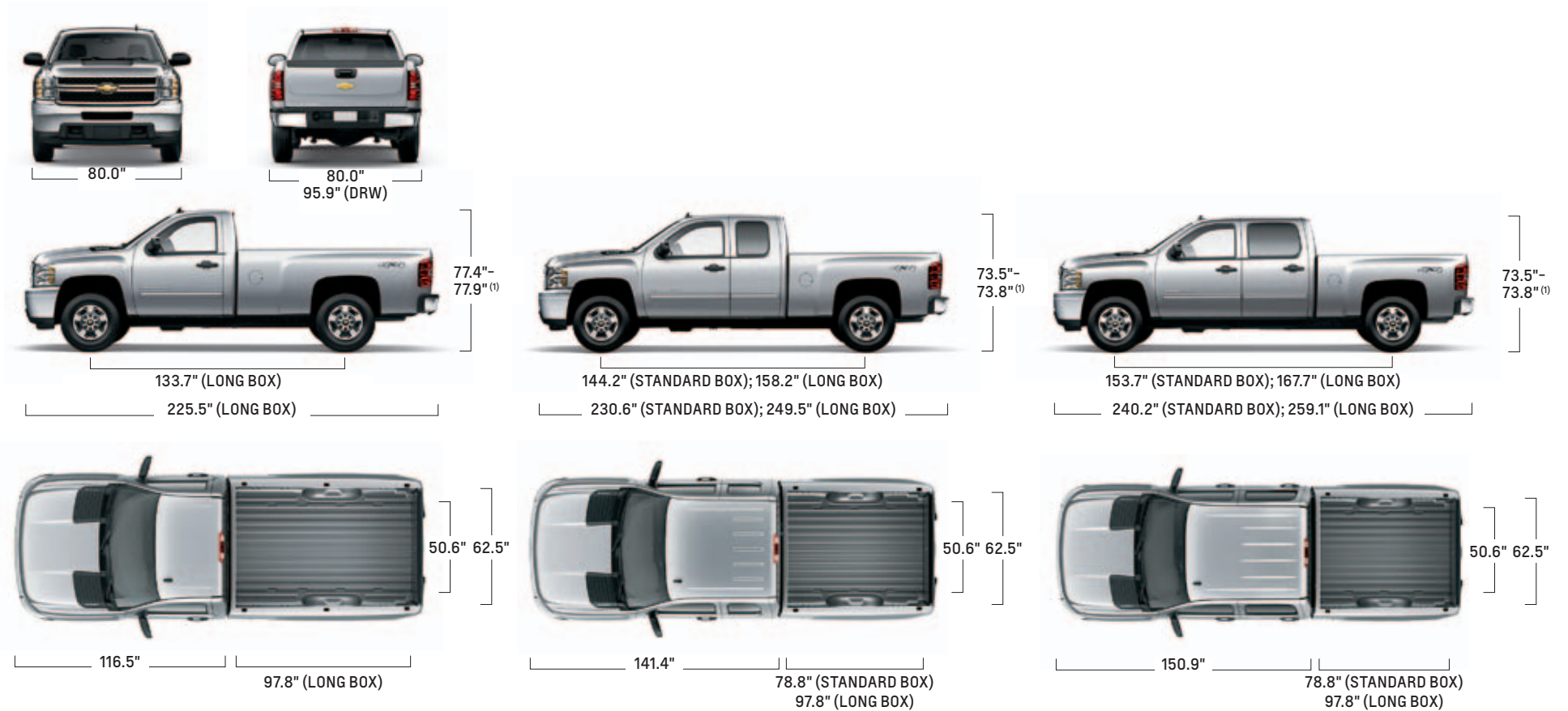
	WT	LT	L TZ ¹
SEATING			
Cloth 40/20/40 front split-bench seat with manual recliners and lumbar support and fold-down center armrest with storage	□	–	–
Custom Leather-appointed 40/20/40 front split-bench seat with manual recliners and lumbar support, fold-down center armrest with storage and lockable underseat storage	–	□	–
Premium Cloth, 6-way power-adjustable front bucket seats with manual recliners and lumbar support	–	□	–
Custom Leather-appointed, 6-way power-adjustable front bucket seats with manual recliners and lumbar support	–	□	–
Custom Leather-appointed, 12-way power-adjustable, heated and cooled front bucket seats with perforated inserts, include power lumbar support and memory	–	–	□ ²
AUDIO SYSTEMS			
AM/FM stereo with CD/MP3 player	□	■	–
AM/FM stereo with CD/MP3 player and USB port ³	–	□ ⁴	■
AM/FM stereo with in-dash 6-disc CD/MP3 changer and USB port ³	–	–	□
7-speaker Bose® sound system	–	□ ⁵	■
DVD entertainment system with rear-seat audio controls	–	–	□ ⁶
SiriusXM Satellite Radio ⁷	□ ⁸	–	–
SiriusXM NavTraffic ⁷	–	–	□ ⁹
Touch-screen navigation radio	–	–	□

DEALER-INSTALLED ACCESSORIES

	WT	LT	L TZ ¹
Premium All-Weather Floor Mats: Deep-ribbed rubber	□	□	□
Assist Steps: 3" round chrome 6" oval chrome	□	□	□
Bedliner	□	□	□
Bed Rail Protectors	□	□	□
Bed Rug	□	□	□
Chrome 4x4 Decal	–	□	□
Chrome Z71 Decal ¹⁰	–	□	□
Molded Splash Guards: black front and rear with gold bowtie logo on rear	□	□	□
Rubber Bed Mat	□	□	□
Stationary Tool Box	□	□	□
Tonneau Cover: Hard Tri-Folding with Premium Cloth cover	□	□	□
Hard Tri-Folding with vinyl cover	□	□	□
Soft Cloth Tri-Folding	□	□	□
Soft Roll-Up with integrated support bows	□	□	□
Wheel Theft-Deterrent System, designed to protect the wheels and tires from theft	□	□	□

¹ Not available on Chassis Cab models. ² Requires available head-curtain side-impact air bags on 2500HD and 3500HD SRW models. ³ Not compatible with all devices. ⁴ Requires available Custom Sport Truck Package or Interior Plus Package. ⁵ Requires available front bucket seats and Interior Plus Package. ⁶ Crew Cab models only. ⁷ If you subscribe after your trial period, subscriptions are continuous until you call SiriusXM to cancel. See SiriusXM Customer Agreement for complete terms at siriusxm.com. Other fees and taxes will apply. All fees and programming subject to change. For more information about NavTraffic, visit siriusxm.com/navtraffic. XM satellite service is available only in the 48 contiguous United States and Washington, D.C. ⁸ Requires available OnStar and AM/FM stereo with CD/MP3 player. ⁹ Requires available navigation radio. ¹⁰ Requires available Z71 Off-Road Package.

DIMENSIONS



POWERTRAIN

■ STANDARD □ AVAILABLE – NOT AVAILABLE

ENGINE	HP @ RPM	LB.-FT. TORQUE @ RPM	STANDARD TRANSMISSION	E85 FLEXFUEL CAPABILITY ³	REGULAR CAB	EXTENDED CAB	CREW CAB
Vortec 6.0L V8 (3/4-ton)	360 @ 5400 ²	380 @ 4200	Hydra-Matic 6-speed automatic overdrive	■	■	■	■
Vortec 6.0L V8 (1-ton)	322 @ 4400	380 @ 4200	Hydra-Matic 6-speed automatic overdrive	■	■	■	■
Duramax 6.6L V8 (3/4-ton and 1-ton)	397 @ 3000	765 @ 1600	Allison 1000 6-speed automatic overdrive	–	□	□	□

¹ Depending on model and tire size selected. ² For Box Delete and incomplete vehicles, 322 @ 4400. ³ Go to chevy.com/biofuels to see if there is an E85 fuel station near you.

WARRANTY INFORMATION

100,000-MILE/5-YEAR TRANSFERABLE POWERTRAIN LIMITED WARRANTY. Every 2013 Chevrolet passenger car, light-duty pickup truck, SUV and crossover comes with a 100,000-mile/5-year (whichever comes first) transferable Powertrain Limited Warranty. Plus, you get 100,000 miles/5 years (whichever comes first) of the 24/7 Roadside Assistance Program, the Courtesy Transportation Program, and much more. See dealer for details.

NEW VEHICLE LIMITED WARRANTY. GM vehicles registered in the USA are covered for 36,000 miles/3 years (whichever comes first). The complete vehicle is covered, including tires, towing to your nearest Chevrolet dealership and cosmetic corrosion resulting from defects. Repairs will be made to correct any vehicle defect, and most warranty repairs will be made at no charge. In addition, rust-through corrosion will be covered for 100,000 miles/6 years (whichever comes first). See dealer for details.

CHEVROLET OWNER CENTER (GMOWNERCENTER.COM/CHEVY). Register your vehicle with the Chevrolet Owner Center and receive benefits such as online access to your vehicle Owner's Manual, maintenance schedule reminders, service history tracking, warranty and service information, safety information, special offers and privileges, and news and events.

IMPORTANT INFORMATION

ENGINES. Chevrolet products are equipped with engines produced by GM Powertrain or other suppliers to GM worldwide. The engines in Chevrolet products may also be used in other GM makes and models.

ASSEMBLY. Chevrolet vehicles and their components are assembled or produced by different operating units of General Motors, its subsidiaries or suppliers to GM worldwide. We sometimes find it necessary to produce Chevrolet vehicles with different or differently sourced components than originally scheduled. Since some options may be unavailable when your vehicle is assembled, we suggest you verify that your vehicle includes the equipment you ordered and that, if there were changes, they are acceptable to you.

ONSTAR. OnStar services require vehicle electrical system (including battery), wireless service and GPS satellite signals to be available and operating for features to function properly. OnStar acts as a link to existing emergency service providers. Subscription Service Agreement required. Call 1-888-4ONSTAR (1-888-466-7827) or visit onstar.com for OnStar Terms and Conditions, Privacy Policy, details and system limitations.

A NOTE ON CHILD SAFETY. Always use safety belts and the correct restraint for your child's age and size. Even in vehicles equipped with the Passenger Sensing System, children are safer when properly secured in a rear seat in the appropriate infant, child or booster seat. Never place a rear-facing infant restraint in the front seat of any vehicle equipped with a passenger air bag. See the Owner's Manual and child safety seat instructions for more safety information.

IMPORTANT WORDS ABOUT THIS CATALOG. We have tried to make this catalog comprehensive and factual. We reserve the right, however, to make changes at any time, without notice, in prices, colors, materials, equipment, specifications, models and availability. Specifications, dimensions, measurements, ratings and other numbers in this catalog and other printed materials provided at the dealership or affixed to vehicles are approximations based on design and engineering drawings, prototypes and laboratory tests. Your vehicle may differ due to variations in manufacture and equipment. Since some information may have been updated since the time of printing, please check with your Chevrolet dealer for complete details. Chevrolet reserves the right to lengthen or shorten the model year for any product for any reason or to start and end model years at different times.

Certain vehicle features may lose their usefulness over time due to obsolescence from technological changes. Unless otherwise noted, all claims based on GM Large Pickup segment and latest available competitive information. Excludes other GM vehicles.

FLEET ORDERS. Some standard content may be deleted on fleet orders. See dealer for details.

CHEVY.COM. Offers shopping tools such as Chevy vehicle information, Build and Price, Find a Vehicle, Request Info, Email Sign-Up, Compare Vehicles, Financial Tools... and much more.

OWNER SERVICES. Chevrolet is committed to enhancing the ownership experience through a wide array of programs. For more information about 24-hour Roadside Assistance, Courtesy Transportation, Customer Assistance Center, Chevy Safety, GM Mobility, Chevrolet Owner Center, marketing and incentives, as well as services for GM Card members, visit chevy.com.

CHEVY.COM/SAFETY. Chevrolet is committed to keeping you and your family safe—from the start of your journey to your destination. That's why every Chevrolet is designed with a comprehensive list of safety and security features to help give you peace of mind.

GMMOBILITY.COM (1-800-323-9935). GM Mobility™ offers financial assistance for eligible adaptive equipment to make automotive travel easier for persons with disabilities or special transportation needs. To learn more about special GM Mobility offers, visit gmmobility.com.

GMCARDMEMBERSERVICES.COM. Did you know about the family of reward credit cards that can help you get a great deal on a new GM car, light-duty truck, SUV or crossover? With a GM reward card, you accrue earnings on every credit card purchase to use toward the purchase or lease of an eligible new GM vehicle. With three cards to choose from, you're sure to find one that suits you best.

ECOLOGIC WINDOW LABEL. As part of our Ecologic™ initiative for environmental responsibility, every 2013 Chevrolet vehicle features a new Ecologic window label detailing some of its fuel-saving technologies, responsible manufacturing processes and end-of-life recyclability. Visit chevrolet.com/ecologic for more information.

GM, the GM Logo, Chevrolet, the Chevrolet Logo, and the slogans, emblems, vehicle model names, vehicle body designs and other marks appearing in this catalog are the trademarks and/or service marks of General Motors, its subsidiaries, affiliates or licensors. ©2012 OnStar. All rights reserved. Sirius, XM and all related marks and logos are trademarks of SiriusXM Radio Inc. The Bluetooth word mark is a registered trademark owned by Bluetooth SIG, Inc., and any use of such mark by Chevrolet is under license. ©2012 General Motors. All rights reserved. July 2012

OWNERSHIP EXTRAS



chevy.com/warranty



ACCESSORIES
chevy.com/accessories



onstar.com



siriusxm.com



facebook.com/chevrolet



twitter.com/chevrolet



youtube.com/chevrolet



chevy.com