



CHEVROLET

## CAPRICE POLICE PATROL VEHICLE (PPV)



2016 Model Year shown

### SELECT STANDARD FEATURES

Features based on 9C1 unless otherwise noted.

#### SAFETY AND SECURITY

- Air Bags<sup>15</sup>: dual-stage frontal, pelvic-thorax side-impact, head curtain and knee, driver and front passenger, includes Passenger Sensing System
- Rear Vision Camera

#### MECHANICAL

- Rear-wheel drive
- 3.6L SIDI DOHC V6 VVT engine, includes (E85) FlexFuel<sup>16</sup> (gas ethanol) capability
- Available Fleet Maintenance Credit<sup>16</sup>
- 6-speed automatic transmission
- Heavy-duty power 4-wheel antilock disc brake system
- Heavy-duty police suspension
- Transmission oil cooler

#### INTERIOR

- Cloth front bucket seats with heavy-duty foam
- Driver and front passenger 4-way power seat adjuster
- Vinyl rear bench seat
- Center console equipment mounting platform
- 160-mph certified speedometer and Multifunction display
- Audio system with Chevrolet MyLink<sup>19</sup> radio, AM/FM stereo, 7" diagonal color touch-screen display
- Bluetooth<sup>®</sup> for phone and music, personal cell phone connectivity<sup>17</sup> to vehicle audio system, voice recognition, music navigator and streaming audio
- Surveillance mode turns off interior and exterior lighting
- 110-amp main power supply at IP, auxiliary 120 amps in trunk

#### EXTERIOR

- P235/50R18 tires
- Heavy-duty 18" steel wheels with bolt-on center caps
- Full-size spare tire

### SELECT OPTIONAL FEATURES

Options available on certain models only. See Ordering Guide for details.

- 6.0L V8 SFI engine with Active Fuel Management, includes (E85) FlexFuel<sup>16</sup> (gas ethanol) capability
- Auxiliary battery 700cca, 70 amp cold-cranking amps
- Headlamp and tail lamp flashing system (includes flashing module and control wire)
- Spot lamps, driver and passenger
- Heavy-duty vinyl flooring
- Grille lamps and siren speaker wiring
- Horn/siren circuit wiring
- Hole for wiring in roof (center or right)
- Inoperative inside rear door handles, locks and window switches
- Common fleet keyed alike
- Speed limiter (130 mph)

Equipment from independent suppliers is not covered by the GM New Vehicle Limited Warranty. GM is not responsible for the safety or quality of independent supplier alterations.

### EFFICIENT FEATURES

- Standard Spark Ignition Direct Injection (V6 SIDI engine)
- Standard E85 FlexFuel<sup>16</sup> capability
- Available Active Fuel Management (V8)
- Standard 6-speed automatic transmission

### Why Buy Caprice Police Patrol Vehicle (PPV)?

- Ergonomic designs
- Enhanced safety features
- Sturdy construction
- State-of-the-art technology

Safety features are no substitute for the driver's responsibility to operate the vehicle in a safe manner. The driver should remain attentive to traffic, surroundings and road conditions at all times. Read the vehicle Owner's Manual for more important safety information.

### MODEL AVAILABILITY

|                      | Sedan     |
|----------------------|-----------|
| Caprice Police (9C1) | 1EW19-9C1 |

### SPECIFICATIONS

| (Inches unless otherwise stated)            | Sedan     |
|---|-----------|
| Wheelbase                                   | 118.5     |
| Length                                      | 204.2     |
| Width                                       | 74.8      |
| Height                                      | 58.7      |
| Max. seating                                | 2/3       |
| Head room f/r                               | 38.7/37.6 |
| Shoulder room f/r                           | 59.1/59.0 |
| Leg room f/r                                | 42.2/43.2 |
| Max. cargo volume <sup>9</sup> (cubic feet) | 17.4*     |
| Approx. fuel capacity (gallons)             | 19        |
| Ground clearance                            | 6.0       |

\* Includes full-size spare tire and auxiliary battery.

### EXTERIOR COLORS

Mystic Green  
GZ7



Silver Ice Metallic  
GAN



Red Hot  
GHY



Phantom Black  
Metallic  
GIE



Heron White  
GII





## SELECT STANDARD FEATURES

Options based on the 9C1 model.

### SAFETY AND SECURITY

- Air Bags<sup>15</sup>: frontal and side-impact for driver and front passenger, and head curtain side-impact for driver, right-front passenger and all rows in outboard seating positions
- OnStar<sup>®</sup> Guidance Plan<sup>1</sup> for 6 months (trial excludes Hands-Free Calling) (OnStar<sup>®</sup> delete available)
- OnStar<sup>®</sup> 4G LTE with a built-in Wi-Fi<sup>®</sup> hotspot<sup>2</sup> includes OnStar<sup>®</sup> Data Trial for 3GB or 3 months (whichever comes first)
- StabiliTrak<sup>®</sup> stability enhancement system
- Rear Vision Camera and Rear Park Assist

### MECHANICAL

- 5.3L EcoTec3 V8 with Active Fuel Management, Direct Injection, Variable Valve Timing and Flex Fuel<sup>15</sup>
- Fleet Maintenance Credit<sup>16</sup> available
- 6-speed automatic transmission with overdrive
- Heavy-duty 4-wheel antilock disc brake system
- Heavy-duty police-rated suspension
- 170-amp high-output alternator
- 720 CCA primary battery with rundown protection
- 730-CCA isolated auxiliary battery

### INTERIOR

- Front 40/20/40 individual seats, center fold-down armrest with storage (option to delete 20% seat for 15" of open floor space)
- Second-row 60/40 manually-operated split-folding bench seat
- Vinyl floor covering
- 150-mph certified speedometer and Driver Information Center
- 4 auxiliary power outlets
- 110 volt under dash power outlet
- AM/FM stereo with CD player, auxiliary input jack and USB port<sup>18</sup>
- Bluetooth<sup>®</sup> for phone<sup>17</sup>
- 120-amp power supply with (4) 30-amp circuits; primary battery, relay controlled, passenger compartment harness wiring
- 100-amp power supply in rear cargo area, 50-amp under dash, auxiliary battery controlled

### EXTERIOR

- Goodyear P265/60R17 all-season, V-rated police tires

## SELECT OPTIONAL FEATURES

Options available on certain models only. See Ordering Guide for details.

- Spot lamps, driver and passenger
- Grille lamps and siren speaker wiring
- Horn/siren circuit wiring
- Inoperative inside rear-door handles, locks and window switches
- Common fleet keyed alike
- Adjustable pedals
- Aluminum Wheels

Equipment from independent suppliers is not covered by the GM New Vehicle Limited Warranty. GM is not responsible for the safety or quality of independent supplier alterations.

## EFFICIENT FEATURES

- Standard E85 FlexFuel<sup>15</sup> capability
- Standard Active Fuel Management
- Standard 6-speed automatic transmission

## Why Buy Tahoe Police Vehicle?

Reliable package that offers more than just peak performance:

- Cutting-edge safety features
- Interior room
- Impressive cargo capacity<sup>9</sup>
- Efficient ownership costs

Safety features are no substitute for the driver's responsibility to operate the vehicle in a safe manner. The driver should remain attentive to traffic, surroundings and road conditions at all times. Read the vehicle Owner's Manual for more important safety information.

## MODEL AVAILABILITY

|           | Police 9C1 |
|-----------|------------|
| Tahoe 2WD | CC15706    |
| Tahoe 4WD | CK15706    |

## SPECIFICATIONS


| (Inches unless otherwise stated)    | Police 9C1 |
|-------------------------------------|------------|
| Wheelbase                           | 116.0      |
| Length                              | 204        |
| Width                               | 80.5       |
| Height                              | 72.4       |
| Max. seating f/r                    | 3/3        |
| Head room f/r                       | 42.8/38.7  |
| Shoulder room f/r                   | 64.8/65.1  |
| Leg room f/r                        | 45.3/39.0  |
| Cargo volume <sup>9</sup> (cu. ft.) | 112        |
| Approx. fuel capacity (gallons)     | 26         |
| Ground Clearance (both 2WD/4WD)     | 8.5        |

## EXTERIOR COLORS

Blue Velvet Metallic (new) G1M



Pepperdust Metallic (new) GMU




Siren Red Tintcoat<sup>a</sup> G1E




Silver Ice Metallic GAN



Summit White GAZ



Black GBA



Champagne Silver Metallic GWT



Tungsten Metallic GXG



<sup>a</sup> Extra cost



## SELECT STANDARD FEATURES

Features based on the 5W4 model.

### SAFETY AND SECURITY

- Air Bags<sup>15</sup>: frontal and side-impact for driver and front passenger, and head curtain side-impact for driver, right-front passenger and all rows in outboard seating positions
- OnStar<sup>®</sup> Guidance Plan<sup>1</sup> for 6 months (trial excludes Hands-Free Calling) (OnStar<sup>®</sup> delete available)
- OnStar<sup>®</sup> 4G LTE with a built-in Wi-Fi<sup>®</sup> hotspot<sup>2</sup> includes OnStar<sup>®</sup> Data Trial for 3GB or 3 months (whichever comes first)
- Rear Vision Camera and Rear Park Assist

### MECHANICAL

- 5.3L EcoTec3 V8 with Active Fuel Management, Direct Injection, Variable Valve Timing and Flex Fuel<sup>15</sup>
- Fleet Maintenance Credit<sup>16</sup> available
- 6-speed automatic overdrive transmission with Tow/Haul mode
- 4-wheel disc antilock brake system with power assist
- 170-amp high-output alternator
- 720 CCA 80-amp hour battery with rundown protection
- 730 CCA auxiliary battery with computer-controlled isolator
- Active 2-speed transfer case
- Heavy-duty trailering<sup>12</sup> equipment

### INTERIOR

- Front 40/20/40 individual power 10-way driver and 6-way passenger seats (front center seat (20% seat) delete available)
- Second-row 60/40 split-folding bench
- Vinyl floor covering
- 140-mph speedometer and Driver Information Center
- 4 auxiliary power outlets
- 110-volt under dash power outlet
- AM/FM stereo with CD player, auxiliary input jack and USB port<sup>18</sup>
- Bluetooth<sup>®</sup> for phone<sup>17</sup>
- 120-amp power supply with (4) 30-amp circuits; primary battery, relay controlled, passenger compartment harness wiring
- 100-amp power supply in rear cargo area, 50-amp under dash, auxiliary battery controlled

### EXTERIOR

- P255/70R17 all-season tires with full-size spare tire

### SELECT OPTIONAL FEATURES

Options available on certain models only. See Ordering Guide for details.

- Grille lamps and siren speaker wiring
- Horn/siren circuit wiring
- Inoperative inside rear-door handles, locks and window switches
- Common fleet keyed alike
- Max Trailering<sup>12</sup> Package plus integrated trailer brake controller
- Off-road suspension and tires
- Adjustable pedals

Equipment from independent suppliers is not covered by the GM New Vehicle Limited Warranty. GM is not responsible for the safety or quality of independent supplier alterations.

### EFFICIENT FEATURES

- Standard E85 FlexFuel<sup>15</sup> capability
- Standard Active Fuel Management
- Standard 6-speed automatic transmission

## Why Buy Tahoe 4X4 Special Service Vehicle?

A reliable package that offers more than just peak performance:

- Cutting-edge safety features
- Interior room
- Impressive cargo capacity<sup>9</sup>
- Efficient ownership costs

Safety features are no substitute for the driver's responsibility to operate the vehicle in a safe manner. The driver should remain attentive to traffic, surroundings and road conditions at all times. Read the vehicle Owner's Manual for more important safety information.

### MODEL AVAILABILITY

|                                   | 4x4     |
|-----------------------------------|---------|
| Tahoe 4x4 Special Service Vehicle | CK15706 |

### SPECIFICATIONS


| (Inches unless otherwise stated)            | 4x4       |
|---|-----------|
| Wheelbase                                   | 116.0     |
| Length                                      | 204       |
| Width                                       | 80.5      |
| Height                                      | 74.4      |
| Max. seating f/r                            | 3/3       |
| Head room f/r                               | 42.8/38.7 |
| Shoulder room f/r                           | 64.8/65.1 |
| Leg room f/r                                | 45.3/39.0 |
| Cargo volume <sup>9</sup> (cubic feet)      | 112       |
| Approx. fuel capacity (gallons)             | 26        |
| Max. towing capacity <sup>22</sup> (pounds) | 8400      |
| Ground clearance                            | 10.7      |

### EXTERIOR COLORS

Blue Velvet Metallic (new)  
GIM



Pepperdust Metallic (new)  
GMU



Siren Red Tintcoat<sup>4</sup>  
GIE



Silver Ice Metallic  
GAN



Summit White  
GAZ



Black  
GBA



Champagne Silver Metallic  
GWT



Tungsten Metallic  
GXG



<sup>a</sup> Extra cost



## SELECT STANDARD FEATURES

Features based on Special Services model with 1WT equipment group.

### SAFETY AND SECURITY

- Air Bags<sup>15</sup>: dual-stage frontal and side-impact for driver and front passenger, head-curtain and seat-mounted side-impact for front and rear outboard seating positions
- StabiliTrak<sup>®</sup> stability control system
- Tire Pressure Monitoring System<sup>21</sup>

### MECHANICAL

- Special Service Package — includes 730 cold-cranking-amp auxiliary battery, 170-amp alternator, 5.3L EcoTec3 V8 engine (also available with FlexFuel<sup>16</sup> capability), high-capacity air cleaner, 110-volt power outlet, calibration for interior and exterior lighting surveillance mode
- 6-speed automatic, electronically controlled transmission with overdrive and tow/haul mode
- Auxiliary transmission oil cooler
- 4-wheel disc antilock brakes with Duralife<sup>™</sup> rotors

### INTERIOR

- Reclining front 40/20/40 individual seats in vinyl or cloth
- Vinyl rear seat
- Heavy duty vinyl flooring
- 4.2" diagonal color display, AM/FM stereo with USB port<sup>18</sup> and auxiliary jack
- Upfitter connection for power, ground, ignition and vehicle speed

## MODEL AVAILABILITY AND SPECIFICATIONS

| Model    | Box Length (feet) | Model Number/ Drivetrain | Wheelbase (inches) | Max. GVWR <sup>10</sup> (pounds) | Max. payload <sup>11</sup> (pounds) | Max. trailer weight <sup>12*</sup> (pounds) | Max. seating |
|----------|-------------------|--------------------------|--------------------|----------------------------------|-------------------------------------|---|--------------|
| Crew Cab | 5.7               | CC15543/RWD              | 143.5              | 7000                             | 1800                                | 9400  | 6            |
| Crew Cab | 5.7               | CK15543/4WD              | 143.5              | 7200                             | 1820                                | 9200  | 6            |
| Crew Cab | 6.5               | CC15743/RWD              | 153.0              | 7000                             | 1710                                | 9400  | 6            |
| Crew Cab | 6.5               | CK15743/4WD              | 153.0              | 7200                             | 1710                                | 91000                                       | 6            |

\* Automatic Transmission Ratings with Ball Hitch.

## EXTERIOR

- Foldaway rearview mirrors
- P255/70R17 all-season tires with steel wheels
- Tailgate and bed rail top protection cap
- CornerStep rear bumper
- Cab-mounted dual cargo area lamps with switch on center switch bank
- Recovery hooks (4WD standard; 2WD available)
- Locking tailgate
- Capless fuel fill

## SELECT OPTIONAL FEATURES

Options available on certain models only. See Ordering Guide for details.

- Front 40/20/40 individual seats, center fold-down armrest with storage (option to delete 20% seat for 15" of open floor space)
- Wiring for Grille Lamp, Siren and Horn/Siren Circuit
- Auxiliary Dome Lamp
- Driver and Passenger Spot Lamp
- OnStar<sup>®</sup> Guidance Plan<sup>1</sup> for 6 months (trial excludes Hands-Free Calling)
- OnStar<sup>®</sup> 4G LTE with a built-in Wi-Fi<sup>®</sup> hotspot<sup>2</sup> includes Data Trial for 3GB or 3 months (whichever comes first)
- Bluetooth<sup>®</sup> wireless technology for select phones<sup>17</sup>
- AutoTrak Electronic 2-Speed Transfer Case (4WD only)
- Heavy-duty locking rear differential
- Trailering<sup>22</sup> Package
- Integrated trailer brake controller
- Rear Vision Camera
- Movable upper cargo tie downs (4)
- LED under-rail cargo box lighting; switch on center switch bank
- Common fleet keyed alike
- Under Body Shield Package
- Chrome bumper and grille surround choices
- Deep Tinted Glass
- 4 upfitter switches for electrical power

## Why Buy Silverado Special Service Vehicle?

A complete package that offers safety and utility:

- WT or LS Package
- Auxiliary isolated battery (720-CCA primary, 730-CCA auxiliary)
- High-Output Alternator
- Available Common Fleet Key, Cloth Front, Vinyl Rear Seats, Spotlamps
- Wiring provision for horn/siren speakers and grille lamps
- Surveillance calibration

## EXTERIOR COLORS

Pepperdust Metallic (new) GMU



Deep Ocean Blue Metallic<sup>a</sup> G1K




Red Hot G7C



Silver Ice Metallic GAN



Summit White GAZ



Black GBA



Graphite Metallic GPA



<sup>a</sup> Additional charge.



## SELECT STANDARD FEATURES

Features based on Passenger Van with 1LS equipment group unless otherwise noted.

### SAFETY AND SECURITY

- Frontal air bags<sup>23</sup> with Passenger Deactivation Switch
- Head curtain side-impact air bags<sup>23</sup> (first 3 rows)
- Enhanced technology glass for 4th and 5th rows (12- and 15-passenger seating)
- OnStar<sup>®</sup> Basic Plan<sup>2</sup> for 5 years (OnStar<sup>®</sup> fleet delete available)
- OnStar<sup>®</sup> Guidance Plan<sup>1</sup> for 6 months (trial excludes Hands-Free Calling<sup>1</sup>)
- OnStar<sup>®</sup> 4G LTE with a built-in Wi-Fi<sup>®</sup> hotspot<sup>2</sup> includes Data Trial for 3GB or 3 months (whichever comes first)
- PASS-Key III theft-deterrent system

### MECHANICAL

- Vortec 4.8L V8 SFI with 285 hp and 295 lb-ft of torque (Fleet Maintenance Credit<sup>16</sup> available)
- Oil Life Monitoring System
- 6-speed automatic, heavy-duty, electronically-controlled transmission with overdrive and tow/haul mode and internal transmission oil cooler
- 4-wheel antilock disc brake system

### INTERIOR

- 12-passenger seating
- Console with storage, 3 cupholders, (2) 12-volt power outlets plus 120-volt power outlet
- Full-length black rubberized-vinyl floor covering
- Air conditioning
- Rear air conditioning and heater (on 3500 Extended)
- Audio system features AM/FM stereo with MP3 player, seek-and-scan, digital clock, TheftLock, random select, auxiliary jack and 2 front-door speakers

### EXTERIOR

- Intermittent front windshield wipers
- Swing-out 60/40 passenger-side and rear doors
- Aluminized stainless-steel exhaust muffler and tailpipe

## SELECT OPTIONAL FEATURES

Options available on certain models only. See Ordering Guide for details.

- Cloth seating
- 15-passenger seating configuration
- Full-floor color-keyed carpeting
- 3 available audio system options up to and including Chevrolet MyLink<sup>19</sup> radio with Navigation<sup>14</sup>, 6.5" diagonal color touch-screen display, AM/FM stereo with CD player, Bluetooth<sup>®</sup> streaming audio for music and select phones<sup>17</sup>, hands-free smartphone integration with Pandora<sup>®</sup> Internet Radio<sup>20</sup>, voice-activated technology for radio and phone plus SiriusXM<sup>®</sup> (3-month trial), NavTraffic and USB port<sup>18</sup>
- Vortec 6.0L FlexFuel<sup>15</sup> V8 with 342 hp and 373 lb.-ft. torque
- Isolated 2nd battery can be used when the vehicle is not running without affecting starting ability
- Sliding passenger-side door
- Rear Vision Camera and Rear Park Assist

Equipment from independent suppliers is not covered by the GM New Vehicle Limited Warranty. GM is not responsible for the safety or quality of independent supplier alterations.

## Why Buy Express Transport Van?

- Choices that meet your needs:
  - 2 wheelbases
  - Durable body-on-frame construction
- Available in both Cargo and Passenger model
- Covered by Chevrolet Complete Care, which includes 2 maintenance visits<sup>24</sup>; services included are Oil and Filter change, 4-Wheel Tire Rotation and Multi-Point Vehicle Inspection

## MODEL AVAILABILITY

|           | Regular Wheelbase | Extended Wheelbase |
|-----------|-------------------|--------------------|
| G2500 RWD | CG23406           |                    |
| G3500 RWD | CG33406           | CG33706            |

## SPECIFICATIONS

| (Inches unless otherwise stated)                               | Regular Wheelbase       | Extended Wheelbase           |
|--|-------------------------|------------------------------|
| Wheelbase  | 135.0                   | 155.0                        |
| Length   | 224.1                   | 244.1                        |
| Width  | 79.2                    | 79.2                         |
| Max. seating   | 2/3/3/4                 | 2/3/3/3/4                    |
| Head room  | 39.8/38.4/<br>38.5/37.6 | 39.8/38.4/38.5/<br>37.6/37.6 |
| Shoulder room  | 68.8/68.6/<br>65.8/69.1 | 68.8/68.6/65.8/<br>69.1/62.9 |
| Leg room   | 41.3/36.3/<br>36.6/36.6 | 41.3/36.3/36.6/<br>36.6/34.1 |
| Max. cargo volume <sup>9</sup> (cubic feet with seats removed) | 216.2                   | 252.8                        |
| Approx. fuel capacity (gallons)                                | 31                      | 31                           |

## EXTERIOR COLORS

Graphite Metallic<sup>a</sup> (new)  
GPA



Wheatland Yellow<sup>a</sup>  
86U




Red Hot<sup>a</sup>  
G7C



Silver Ice Metallic<sup>a</sup>  
GAN



Summit White  
GAZ



Black<sup>a</sup>  
GBA



Cyber Gray Metallic  
GBV



<sup>a</sup> Not available with (B46) rear body-colored halo trim.