



SPACE

SPIRIT

SPLENDOR

'60
CHEVROLET





EVERYBODY'S KIND OF ELEGANCE!

'60 CHEVROLET!



IMPALA SPORT SEDAN, shown in Roman Red . . . with crisp, straight sport sedan roofline and distinctive rear canopy.

Nearest to perfection a low-priced car ever came! A strong claim, but you be the judge. In '60, Chevrolet is elegantly new . . . with handsomely tapered lines in the style America likes best. There's rich new elegance in Chevy's interior beauty. There's generous room for passenger comfort. You get a ride that's remarkable for sheer smoothness and a "hushed silence"—a "big car" ride, cushioned by exclusive Full Coil suspension. You're surrounded by solid, sturdy Fisher Body construction.

For economy, Chevy offers a new economy V8 or a lively Hi-Thrift 6. For high-spirited going, Chevy gives you a big choice of husky V8s. A choice of 5 transmissions further lets you tailor performance to your preference. Finally, you get all this in a wide, wide choice of models, ranging from luxury car to thrift car . . . all with traditional Chevrolet dependability and quality craftsmanship. Truly, elegance is within the reach of everybody in the 1960 Chevrolet—as near to perfection as a low-priced car ever came.

IMPALA SERIES

Here is the luxury leader of the low-price field. At a glance you can tell the elegance of an Impala by its distinctive side molding, bright rear end panel and triple rear lights. For interior beauty, there's a brilliant new selection of pattern cloth and leather-grained vinyl upholsteries, color-keyed to the exterior, with rich floor coverings and tasteful appointments. Standard in the Impala series are many extras such as electric clock, parking brake warning light, glove compartment light and back-up lights. Get all this elegance in a choice of four new Impalas—Sport Sedan, Sport Coupe, 4-Door Sedan and Convertible.

IMPALA 4-DOOR SEDAN, shown in Tasco Turquoise and Ermine White . . . tasteful blending of Impala beauty and sedan comfort.



IMPALA SPORT COUPE, shown in Jade Green. High-sweeping rear-window and generous glass area give a light, airy feeling.

Fisher Body richness and good taste are the mark of Impala interiors. All seats in all Impala models have luxurious foam cushioning.

Comfort for the whole family . . . with generous hip room, head room, leg room and shoulder room, in both front and rear.

IMPALA SERIES





IMPALA CONVERTIBLE, shown in Suntan Copper . . . newest version of America's most fashionable convertible. Top folds down deep under smooth-fitting tailored top boot. Choice of four top colors.

Chevrolet instruments and controls are conveniently grouped in front of the driver for safer, easier driving. Radio and heater shown are optional at extra cost.

Huge Vista-Panoramic windshield, like every window in every Chevy, is Safety Plate Glass for safer, clearer viewing.

Impala Convertible top, made of smart, extra-durable Chevroleton, makes sleek, smooth weathertight fit in "up" position.



The popular-priced Bel Air is a beautiful blend of elegance and economy. Distinctive identifications are its own smart side and rear cove moldings. Bel Air interiors are handsomely appointed in a selection of five vinyl and fabric color combinations, color-keyed to the exterior. Carpeting has practical vinyl-coated rubber inserts. Bel Air for '60 is offered in four stunning models: Sport Sedan, Sport Coupe, 4-Door Sedan and 2-Door Sedan.



Chevrolet's Full Coil suspension gives you the smooth, quiet comfort of a Custom-Comfort ride.



Elegance can be beautiful and practical, too . . . this smartly upholstered Bel Air interior proves it! Foam cushions in all seats.

BEL AIR SERIES



BEL AIR SPORT SEDAN, shown in Royal Blue. Note the smart roof silhouette which distinguishes this glamorous body style.



Magic-Mirror finish is a sparkling reflection of the '60 Chevy's superior quality . . . keeps its gem-like luster longer.



BEL AIR SPORT COUPE, shown in Iridescent White . . . Chevrolet's lowest priced hardtop.

BEL AIR SERIES



Chevrolet's thin-pillar sedan roof combines sedan solidity with hardtop glamor . . . roof is reinforced for greater protection.



BEL AIR 2-DOOR SEDAN, shown in Tuxedo Black . . . solid sedan comfort in distinctive Chevrolet style.



Extra stopping power is yours in every Chevrolet with giant-size, durable, air-cooled Safety-Master brakes.



Chevrolet's headlights are safety-aimed for maximum road coverage . . . minimum glare.



Door openings are exceptionally wide to give you easy entrance and exit.




BEL AIR 4-DOOR SEDAN, shown in Cascade Green and Ermine White . . . roomy family sedan at a popular price.



Chevy for '60 offers top economy in both 6 and V8 engines. . . . New Economy Turbo-Fire V8 saves big on fuel costs, runs on regular gas.



Low trunk panel means easier loading of Chevrolet's huge luggage compartment . . . 30 cubic feet.



Practical Biscayne interiors combine good taste and functional design.

BISCAYNE SERIES

Here are the Biscaynes—thriftiest of all full-sized Chevrolets. For the first time in a low-priced series, you get extra luxury and convenience features such as cigarette lighter, front arm rests, dual sun visors—all at no extra cost.

The distinctive 1960 styling of the Biscayne exterior is readily apparent—shows off Chevy's purity of line beautifully. Inside, vinyl and pattern cloth have been combined into smart upholsteries that stand up to the hardest usage with each combination color-keyed to the exterior. All front seats are foam cushioned for extra comfort.

Biscaynes come in a choice of three handsome models—4-Door Sedan, 2-Door Sedan and Utility Sedan.



BISCAYNE 2-DOOR SEDAN, shown in Tasco Turquoise . . . Chevrolet's family sedan at a low-budget price.



BISCAYNE UTILITY SEDAN, shown in Sateen Silver and Ermine White. Popular for business use. In addition to trunk space, luggage area of 31 cu. ft. replaces rear seat with handy space for sample cases.

BISCAYNE 4-DOOR SEDAN, shown in Crocus Cream . . . in slim-pillar design for a look of solid beauty.





Comfort is one of the first considerations in the design of every Chevrolet. You realize it the second you step through one of the '60 Chevrolet's wide doors; you discover a Chevy is much easier to get into (and get out of) than most cars.

You settle back comfortably behind the tastefully styled steering wheel. What makes that seat so soft and relaxing is foam cushioning—standard in the front seat of every Chevy, and in the back seats of most models as well. Controls and instruments are right in front of you—no eyestrain, no long reaches . . . only a fine feeling of complete command.

If you want to stretch out, you can, because this '60 Chevy's got room—plenty of it: head room, hip room, leg room, shoulder room. The transmission tunnel is lower, narrower to give extra room to the middle passenger. For better viewing, there are Chevy's huge windows and Vista-Panoramic windshield—all with a wonderful sensation of spaciousness.

Comfort surrounds you, too, in the look and feel of things. Chevrolet's 1960 selection of upholstery fabrics and colors have never been more luxurious or in finer taste . . . really soothing to the eye. Rich leather-grained vinyls and pattern cloths give a superb look and feel



Crank-operated ventipanes are a luxury touch that's a Chevy exclusive in its field.



Impala Upholstery



Bel Air Upholstery



Biscayne Upholstery

COMFORT

**COMES FIRST
WITH CHEVY**



No matter where you sit, there's room to relax. That's because Chevrolet builds a car with your comfort first in mind.



Elegance is all around you in the '60 Chevrolet . . . like the unique Impala interior door handle, which opens at the touch of a finger.



All Impala and Nomad models have arm rests with styled-in safety reflectors.

of elegance to the interiors of every Chevrolet. In many models deep-pile carpeting, color-keyed to the upholstery, lends an extra note of luxury. The finishing touches to this elegance are the bright metal accents on the doors and instrument panel. In the Impala series, for instance, finger-tip released door handle is styled right into the arm rest.

But whichever '60 Chevrolet series you look at, you'll be impressed by the careful construction, fine workmanship, and attention to detail. It's the kind of quality you expect only in a car with Fisher Body craftsmanship . . . and only Chevrolet in its field has it.



NOMAD 4-DOOR 6-PASSENGER STATION WAGON, shown in Sontan Copper and Fawn Beige . . . luxury leader of the 1960 Chevrolet station wagons.



STATION WAGONS

Every one of Chevrolet's five wagons shares the distinctive good looks of Chevy passenger cars. That's because Chevrolet styling for 1960 was conceived and developed to be ideally suited for both cars and station wagons. Chevrolet wagons ride and handle like passenger cars, too. Full Coil suspension and low-friction Ball-Race steering, with lateral control arm that steadies rear suspension, plus front stabilizer bar, give you smooth going no matter what the road or load!

And whether it's room for people or room for cargo, these Chevrolet wagons have it! Seating is exceptionally wide and roomy, and all front seats are foam cushioned for luxurious comfort. Few can match Chevy's cargo space or ease of loading. With second seat down there's as much as 92 cubic feet of storage room between front seat and tailgate!

Choose from the 4-Door 6-Passenger Nomad, 4-Door 9-Passenger Kingswood, 4-Door 6-Passenger Parkwood, 4-Door 6-Passenger Brookwood or 2-Door 6-Passenger Brookwood station wagons.




There's plenty of cargo space behind the second seat of a Chevy wagon (top). But when you've got a really big job to do, the second seat folds down level to increase the cargo floor to over 120 inches long (bottom) with tailgate down.



▲ You get the elegance of the Chevrolet Impala in the beautiful 1960 Nomad—rich leather-grained vinyl and pattern cloth upholstery and deep-pile carpeting underfoot. Front and rear seats are luxuriously foam cushioned.

► Here's the secret of Chevy's easier loading—a wide, unobstructed cargo opening made possible by a rear window that rolls down into the tailgate. Tailgate lies flat with wagon floor so you can slide cargo in.





PARKWOOD 4-DOOR 6-PASSENGER STATION WAGON shown in Roman Red . . . a popular-priced beauty with luxury touches throughout.



BROOKWOOD 4-DOOR 6-PASSENGER STATION WAGON, shown in Tasco Turquoise and Ermine White . . . the industry's popular 4-door station wagon buy.



BROOKWOOD 2-DOOR 6-PASSENGER STATION WAGON, shown in Cascade Green and Ermine White . . . lowest priced of all Chevy wagons.

STATION WAGONS



The practical all-vinyl Brookwood interior is a housekeeper's dream . . . easy to clean, hard to soil, stays beautiful even under tough family use. A light sponging on the inside will restore the new look in seconds, just as a simple washing can quickly restore the showroom luster of the Magic-Mirror exterior finish. Added luxury touch: foam cushioned front seat.



Kingswood and Parkwood station wagons share the same interior decor. Five smart vinyl and woven plastic upholstery combinations are available, with each color-keyed to the exterior including matching carpeting and rubber inserts. All seats are foam cushioned. Vinyl-coated cargo deck.

Chevrolet's Kingswood station wagon has a special kind of convenience all its own. It seats nine passengers in complete comfort—three of them in a wonderful foam cushioned rear-facing third seat, entered by bumper-mounted rubber steps.

The Kingswood Lookout Lounge third seat is placed between the rear wheelhousings and at a sensible seat height to give you ample head room, stretch-out foot room, as well as great visibility. The viewing is better, too—and more fun—through the retractable rear window, power-operated on the Kingswood at no extra cost.



When not in use, the third seat easily folds down in seconds to make 50 cubic feet of clear load space. Use the space beneath the folded-down seat as a concealed storage compartment. With second seat folded down, too, there are 90 cubic feet of cargo room.



KINGSWOOD 4-DOOR 9-PASSENGER STATION WAGON, shown in Shadow Gray . . . Chevy's big-capacity wagon for big families.

SMOOTH...

- 1. FULL COIL SUSPENSION** gives you incredibly smooth, quiet riding even on the roughest roads. A husky coil spring at every wheel soaks up road shock and vibration before it ever reaches the passenger compartment. The coil springs mean other benefits: they don't squeak, never need greasing or cleaning. Special four-link design of rear suspension enables better distribution of driving and braking forces—a major factor in Chevrolet's superior stability, smoother getaway and stopping. Full Coil is exclusive to Chevrolet in its field—one of the reasons why Chevrolet can offer you the big car luxury and quietness of a Custom-Comfort ride.
- 2. NEW LARGER BODY MOUNTS**, made of a new formula rubber and scientifically positioned in a new pattern, give a relaxing, hushed silence to the ride by eliminating even more road shock and highway harshness.
- 3. LONG WHEELBASE AND WIDE TREAD** are the foundation of Chevrolet's Custom-Comfort ride. They give the '60 Chevy a solid, well-balanced stance, plus ability to smooth out rough roads in stride.
- 4. BALL-RACE STEERING** gives you more steering force with less steering effort. Your commands are relayed by precision steel balls rolling in a spiral track. Reduced friction means surer, more responsive control.
- 5. PRECISION-BALANCED WHEELS** are the beginning of Chevy's easy rolling. Every wheel and tire of every '60 Chevrolet is balanced at the factory—at no extra cost—to assure smooth operation.
- 6. SOUND-DEADENING INSULATION** is scientifically applied in Chevrolet's Body by Fisher to shield you against fatiguing road noise... gives the Chevrolet interior a luxurious air of quiet relaxation.

SAFE...

- 7. SAFETY-GIRDER FRAME**, X-built, not just X-braced as on some cars, gives you the solid protection of sturdy box-girder body side rails reinforced by extra-rigid "X" design. Engineers will tell you: Chevy's X-built frame, exclusive to Chevrolet in its field, gives greater rigidity than ladder-type frames found on most other cars.
- 8. SAFETY-MASTER BRAKES** offer giant-size bonded lining area, and they're air-cooled to carry off much of the heat that can cause fade and wear. The result is much greater brake durability than found in most cars and surer, safer stops.
- 9. NEW FOOT-OPERATED PARKING BRAKE** offers easier, safer release, plus new extra-gripping action. When you set the brake by pressing down on the pedal, T-handle below the instrument panel pops out to indicate parking brake is "on." To release, simply pull the handle out; the parking brake foot pedal does not move... eliminates "springback"!

10. SAFETY PLATE GLASS—typical of Chevrolet's extra value! Some cars use Safety Plate Glass in the windshield only, but Chevrolet puts Safety Plate Glass in every window—at no extra cost!... to assure you greater family protection and clear visibility all around.

11. TYREX CORD TIRES, standard on every wheel of every '60 Chevrolet, run cooler longer for extra miles of wear, extra safety underway. Improved tread material gives a better, quieter ride, greater traction and longer life.

12. UNISTEEL CONSTRUCTION is a welding together of rigid roof, body and floor panels of heavy-gauge steel to make a solid, safe, quiet-riding unit.

13. SAFETY DOOR LOCKS keep doors securely closed. Triple-safe action holds doors fore and aft, vertically and crosswise.

SMART...

14. FISHER BODY QUALITY AND CRAFTSMANSHIP are evident in the snug, precise way doors and windows fit, in the solid slam of a Chevy door, in the fine tailoring of Chevy's quality upholstery. Only Chevrolet in its field enjoys the smartness, prestige and value that Body by Fisher can build into a car.

15. MAGIC-MIRROR ACRYLIC LACQUER makes possible a whole new range of deep, gem-like colors that keep lustrous longer. What's more, special rust preventive and elastic primer coats under many lacquer coats offer important extra protection against the effects of cold and wet weather driving. Magic-Mirror is exclusive to Chevrolet in its field—a major reason why Chevy has an extra distinctive sparkle.

16. ANODIZED ALUMINUM, in grille and other smart exterior trim accents, offers lasting protection from rust and corrosion caused by bad weather and ice-melting compounds. Your Chevrolet can keep its bright sparkle in any weather, and over the years.

17. PROTECTED LICENSE PLATE MOUNTINGS help keep license plates smart and legible... reduce damage from bumper contacts.

CONVENIENT...

18. WIDE DOOR OPENINGS make getting in and out of a 1960 Chevrolet much easier and more graceful than in most other cars.

19. ROOMY SEATING in the '60 Chevrolet means spaciousness in every direction where it counts: head room, hip room, shoulder room and leg room—in both the front and back seats!

20. LOWER, NARROWER TRANSMISSION TUNNEL offers extra leg room, easier relaxation to the passenger in the middle. Means more room for other passengers, too.

21. HIGH-LEVEL COWL VENTILATION draws fresh air into the passenger compartment above the level of low-lying fumes and road dirt... another example of how comfort comes first in Chevy.

22. CRANK-OPERATED VENTIPANES are easy to open and close... crank movement eliminates the annoyance of scraped knuckles so common with friction-type latches. Typical of the greater number of fine car features you find only in Chevrolet in its field.

23. ELECTRIC WINDSHIELD WIPERS, standard in every model, offer constant-speed operation regardless of car speed. Greater visibility, greater safety because there's no wiper slow-down during critical acceleration periods as with vacuum-operated wipers.

24. SINGLE-KEY LOCK SYSTEM lets you open all doors and locks with one key. Ignition lock may be set so that car can be operated without key. Only Chevrolet in its field offers such convenience.

25. BIG LUGGAGE COMPARTMENT has lower rear wall for easier loading... features more usable room... has up to 32 cubic feet of clear load space... designed for extra luggage protection.

POWER FEATURES FOR EXTRA PLEASURE

POWER STEERING* is greatly improved, more responsive—eliminates nearly all steering effort, leaving you just enough for a good "feel of the road." Straightaway driving is safer, parking's a cinch!



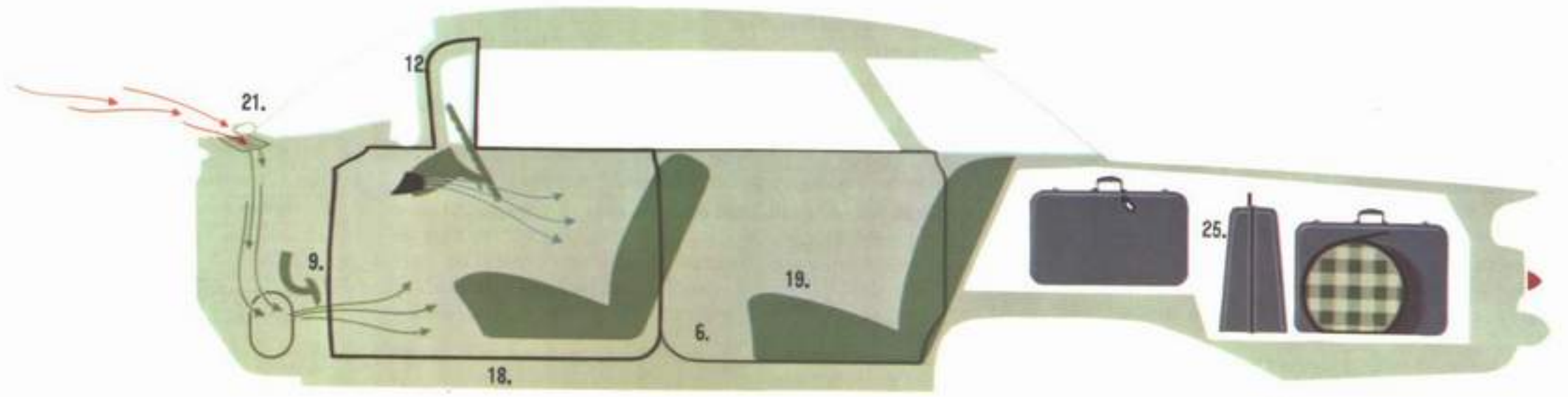
POWER BRAKES* make stopping so easy, so positive—do up to one-third the work for you. This popular power feature can repay its low cost many times over in sheer pleasure and peace of mind.

POWER WINDOWS* may be raised or lowered at the touch of a push-button. Controls at each window or four-window master control next to driver's seat.

FLEXOMATIC POWER SEAT* is offered in two types. Six-way seat moves forward or backward, up or down, even tilts to the most comfortable angle. Four-way seat moves forward and backward, up and down—all at the touch of convenient button.

AIR CONDITIONING* makes a comfortable inside climate in minutes, no matter what the weather's like outside. Warms in winter, cools in summer, changes and filters the air, reduces pollen to negligible amount. Also, dehumidifies the air in rainy weather, eliminates clouding of windows.

*Optional at extra cost.



GREAT NEW LINEUP OF FAMOUS CHEVROLET V8's FOR 1960!


V8 GAS SAVINGS. Chevrolet takes the lead in V8 economy with the introduction of the new standard 283-cu.-in. economy TURBO-FIRE V8, designed to deliver top economy along with spirited performance. A new economy-contoured camshaft gives cleaner, more efficient fuel burning plus more torque in the low and middle speed ranges you use most. The result: fuel savings are exceptional and you use regular gas. Specially calibrated, high-efficiency two-barrel carburetor contributes further to fuel economy. In addition, reduced axle ratio is a money-saving feature. A newly designed cylinder head saves on oil. In addition, full-flow oil filter is standard on this and every Chevrolet V8 engine. Dual exhaust system is optional at extra cost. Compression ratio 8.5 to 1; 170 h.p.

PERFORMANCE WITH A PURPOSE. Four-barrel carburetion in the husky 283-cu.-in. SUPER TURBO-FIRE V8* gives you that extra surge of power you need for any occasion. At moderate speeds you get thrifty two-barrel operation

automatically. New cylinder head design helps you save on oil. Dual exhaust system is optional at extra cost. Compression ratio: 9.5 to 1; 230 h.p.

DEEP-CHESTED STAMINA. Here's a big engine with special smoothness, quietness and efficiency. The wedge-shaped combustion chambers of Chevrolet's big-displacement 348-cu.-in. TURBO-THRUST V8* are precision-machined for better use of fuel, finer performance, smooth, quiet power from every gallon of fuel. Four-barrel carburetion, high-efficiency air cleaner and dual exhaust system are standard. Compression ratio 9.5 to 1; 250 h.p.

POWER FOR ANY NEED. Triple two-barrel carburetion provides the power boost in the Chevrolet 348-cu.-in. SUPER TURBO-THRUST V8*. When you need it, 280 h.p. is at your command. At regular driving speeds, the SUPER TURBO-THRUST V8 performs economically with two-barrel carburetion. Dual exhaust system is standard. Compression ratio: 9.5 to 1. *Optional at extra cost.



SPIRITED, ECONOMICAL

BIG SAVINGS WITH CHEVY'S 6!

Chevrolet's HI-THRIFT 6 is a real economy leader among full-sized car engines. Yet this advanced 6, standard equipment in any Chevy, performs with the spirit and quietness of a V8. Here are just a few reasons why HI-THRIFT is the industry's most popular 6: quiet-operating hydraulic valve lifters give smoother performance . . . cut maintenance costs because valves never need adjustment. Standard automatic choke saves fuel by giving you just the right mixture for smooth, economical warm-up. Compression ratio 8.25 to 1, 135 h.p.



SELECT FROM THE INDUSTRY'S WIDEST CHOICE OF POWER TEAMS

	Turbo-glide	Powerglide	4-Speed Synchro-Mesh	3-Speed Synchro-Mesh	Overdrive
280-h.p. Super Turbo-Thrust V8**	X	X	X	X	
250-h.p. Turbo-Thrust V8**	X	X	X	X	
230-h.p. Super Turbo-Fire V8	X	X		X	X
170-h.p. Economy Turbo-Fire V8	X	X		X	X
135-h.p. Hi-Thrift 6		X		X	X

**These two engines, modified for special uses, are available with power ratings of 335 h.p. and 320 h.p., respectively, with either 3-Speed or 4-Speed Synchro-Mesh transmissions. Also 305 h.p. available with heavy-duty Powerglide.

CHOICE OF FIVE TRANSMISSIONS

For real luxury, there's Chevy's TURBOGLIDE*—unsurpassed in automatic driving . . . not even a suggestion of a shift in "Drive" position. Thoroughly tested and engineered for exceptionally durable performance, TURBOGLIDE is the ultimate in driving smoothness and quietness. The most popular automatic transmission in the low-price field is offered by Chevrolet, too. It's POWERGLIDE*—dependable, smooth and responsive.

Chevy's 4-SPEED SYNCHRO-MESH* transmission is the perfect companion for a really spirited engine giving you sports-car-like action. Standard 3-SPEED SYNCHRO-MESH is as effortless and dependable as any manual shifting ever offered. For top economy, choose Chevrolet OVERDRIVE* for fewer engine revolutions with every turn of the wheels. Saves you fuel, plus engine wear.

*Optional at extra cost.

PERFORMANCE

POSITRACTION* REAR AXLE puts the power where it counts. You need traction with only one rear wheel to get out of snow, ice, mud or sand—because Positraction directs most of the power to the wheel that grips.



SPECIFICATIONS

For Corvair and Corvette specifications, see separate catalogs.



BODY—All-welded Fisher Unisteel construction, sealed and insulated, acoustically hushed, extra-large rubber mountings. Double-walled cowl, extra-heavy side rails and integral body crossmembers, High-Level air intake. Magic-Mirror acrylic lacquer finish. Safety Plate Glass in all windows. Roll-down rear window in Station Wagons. Single-key locking system, pushbutton door handles. Interiors color-keyed to car exterior, all-vinyl sidewall trim.

BISCAYNE AND BROOKWOOD STANDARD FEATURES—Distinctive trim and identification, dual electric windshield wipers, directional signals, enclosed steering column, 17" recessed-hub steering wheel with horn button, foam cushioned front seats, armrests on front doors, dual adjustable sun visors, cigarette lighter, glove compartment lock. Nylon-faced pattern cloth seat upholstery in Biscayne—simulated-weave vinyl in Brookwood. Vinyl-coated rubber floor mats. Heavy-duty vinyl upholstery, simplified trim, and equipment changes in Biscayne Fleetmaster models.

BEL AIR, PARKWOOD, AND KINGSWOOD ADDITIONAL FEATURES—Distinctive trim and identification, foam cushioned rear seats, nylon-faced pattern cloth seat upholstery (woven plastic in Parkwood and Kingswood). Cloth headlining (all vinyl in Parkwood and Kingswood). Horn ring, rear armrests, glove compartment light, automatic front door light switches, combination carpet and vinyl-coated rubber floor mats, plus Biscayne and Brookwood standard equipment. Power-operated rear window on Kingswood.

IMPALA AND NOMAD ADDITIONAL FEATURES—Distinctive trim and identification, electric clock, parking brake warning light. Distinctive pattern nylon-faced seat upholstery (simulated cloth pattern vinyl in Convertible), full-carpet floor mats (combination carpet and vinyl-coated rubber floor mats in Convertible), vinyl headlining (cloth in 4-Door Sedan). Dual backup lights—plus Biscayne Brookwood, Bel Air, and Parkwood standard equipment.

ENGINE—HI-THRIFT 6: 135 h.p., 235.5 cu. in., 8.25:1 compression ratio, single barrel carburetion, single exhaust, ECONOMY TURBO-FIRE V8: 170 h.p., 283 cu. in., 8.5:1 c. r., two-barrel carburetion, single exhaust (dual optional*). SUPER TURBO-FIRE V8*: 230 h.p., 283 cu. in., 9.5:1 c. r., four-barrel carburetion, single exhaust (dual optional*). TURBO-THRUST V8*: 250 h.p., 348 cu. in., 9.5:1 c. r., four-barrel carburetion, dual exhaust. SUPER TURBO-THRUST V8*: 280 h.p., 348 cu. in., 9.5:1 c. r., triple two-barrel carburetion, dual exhaust. TURBO-THRUST SPECIAL V8*: 305 h.p. and 11:1 c. r. with Powerglide, 320 h.p. and 11.25:1 c. r. with 3- or 4-Speed Synchro-Mesh, 348 cu. in., four-barrel carburetion, dual exhaust. SUPER TURBO-THRUST SPECIAL V8*: 335 h.p., 348 cu. in., 11.25:1 c. r., triple two-barrel carburetion, dual exhaust.

1960 Chevrolet engines feature valve-in-head design, aluminum pistons, forged steel crankshaft, positive-shift starter, and automatic choke. Hydraulic valve lifters on all except special V8 and Biscayne Fleetmaster 6-cyl. engines. All V8 engines have paper element type air cleaner and full-flow oil filter. Hi-Thrift 6 has oil-wetted air cleaner and by-pass type oil filter*. Special V8 engines include special camshaft and valve system with mechanical valve lifters, and other heavy-duty features.

TRANSMISSION—TURBOGLIDE*: Five-element torque converter with pump, three turbines, and dual-pitch stator. Grade Retarder. Positive parking lock. Selector sequence P-R-N-D-Gr. POWERGLIDE*: Three-element torque converter with hydraulically controlled planetary gears. Positive parking lock. Selector sequence P-R-N-D-L. 4-SPEED SYNCHRO-MESH*: Close-ratio design, all forward gears fully synchronized. Central floor-mounted shift lever. OVERDRIVE*: 3-Speed Synchro-Mesh plus 2-speed planetary overdrive, engaged semi-automatically above approximately 30 m.p.h. 3-SPEED SYNCHRO-MESH: All-helical gear design with high torque capacity. Gear ratios matched to power team.

CLUTCH—9½-inch diaphragm spring type with Hi-Thrift 6 engine, 10" with Economy Turbo-Fire V8. 10-inch semi-centrifugal diaphragm spring type with Super Turbo-Fire V8. 10½-inch semi-centrifugal diaphragm spring type with Turbo-Thrust V8, Super Turbo-Thrust V8, and special V8 engines.

CHASSIS—SAFETY-GIRDER FRAME: Rigid, tunnel-center X-built. FULL COIL SUSPENSION: Four coil springs with double-acting shock absorbers and built-in leveling action front and rear. Ride stabilizer on all except 6-cylinder Bel Air and Biscayne models. WHEELS AND TIRES: 14" wheels, 7.50 x 14 4-ply rating blackwall tubeless tires (8.00 x 14 4-ply rating on Convertible and Station Wagons). SAFETY-MASTER BRAKES: 11" hydraulic, bonded linings, 199.5 sq. in. area. Foot-operated mechanical parking brake. STEERING: Precision Ball-Race gear, overall ratio 28:1 standard, 24:1 with power steering*. REAR AXLE: Hypoid, semi-floating, four ratios tailored to power teams. FUEL CAPACITY: Station Wagons, 17 gals. (except Kingswood, 18 gals.), all others 20 gals. ELECTRICAL: 12-volt system, 30-ampere generator (35-amp. with special V8 engines), 54-plate battery (66-plate with 348 cu. in. V8).

DIMENSIONS—Wheelbase, 119". Front and rear tread, 60.3" and 59.3". Overall: length 210.8", width 80.8", height—Convertible, Sport Sedan and Sport Coupe 54.0", Sedans 56.0", Station Wagons 56.3".

OPTIONAL EQUIPMENT*—Power steering. Power brakes. Power windows**. Flexomatic 6-Way** or 4-Way** power front seat. Power tailgate window**. Vented full wheel covers. Heavy-duty rear coil springs. Positraction rear axle. Heavy-duty clutch**. Temperature controlled fan**. Heavy-duty radiator. E-Z-Eye glass. Padded instrument panel. De luxe steering wheel**. Extra-heavy foam cushioned front seat**. Heater and defroster. Air conditioner**. Whitewall tires. 8.00 x 14 4-ply black tires**. Choice of radios. Dual exhaust**. Heavy-duty generator. Heavy-duty battery. Two-speed electric windshield wiper and pushbutton windshield washer. Non-glare inside rearview mirror. Oil filter and oil-bath air cleaner for Hi-Thrift 6. Special police or taxicab equipment. Full line of Custom Feature accessories.

*Optional at extra cost. **Availability determined by either model or equipment.

All illustrations and specifications contained in this literature are based on the latest product information available at the time of publication approval. The right is reserved to make changes at any time without notice in prices, colors, materials, equipment, specifications and models, and also to discontinue models.



PRESTIGE CAR OF ITS CLASS . . . CORVAIR 700 4-Door 6-Passenger Sedan in Sateen Silver . . . with rear-mounted power unit and the trunk up front—one of two Corvair 4-Door Sedan models.

CORVAIR



CORVAIR 2-Door 5-Passenger Club Coupe in Roman Red, one of two Corvair Club Coupe models.

DESIGNED THE WAY A COMPACT CAR SHOULD BE

With the Corvair, Chevrolet is the first American manufacturer to introduce a specific design for a compact car. Reason why: Chevrolet engineers discovered how to build an authentic 108-inch wheelbase compact car . . . and maintain American standards of room, ride and performance. The key: America's first modern aluminum engine (80 h.p.) . . . so light it can be joined with the transmission and final drive gears in one lightweight unit and placed in the rear where it belongs in a compact car. There's a virtually flat floor and comfortable, roomy seating. Excellent weight distribution gives superior roadability, stability, braking and traction . . . less overall weight boosts fuel savings in this true economy car.

The Corvair's ride is remarkably smooth and quiet, thanks to exclusive Quadri-Flex 4-wheel independent suspension. New Uni strut Body by Fisher joins the frame and body into a single solid unit to help form a car inherently safe and fun to drive. Take your choice of standard or automatic* transmission. And only Chevrolet can offer such trim, tasteful styling, such standard quality (Magic-Mirror finish, Safety Plate Glass) together with so many luxury and convenience features (rapid-action aircraft-type heater*, standard fold-down rear seat for more stowage space). Available in four models, you'll wonder how this compact car, nine years in development, can combine so many advantages and still be priced so low.

(Ask for your copy of the Corvair catalog.)

*Available at extra cost.



CORVETTE

AMERICA'S SPORTS CAR

Here is the Corvette '60, newly refined version of the car that captures hearts and laurels for sheer good looks and pure performance. An authoritative sports car, nimble and precise—elegant on the boulevard, eager on

the road. A luxurious year-round car with roll-up windows and choice of soft or hard top. A comfortable touring car, with deeply contoured bucket seats, deep-pile carpeting and cockpit appointments to suit the most demanding purists. An exhilarating car, with new capability and precision in braking, combined with proved handling, new ride and all-out roadability. Choose from a wide range of new Magic-Mirror colors. Engines range up to 315 h.p., including exclusive Ramjet Fuel Injection*. Transmission choices are standard 3-Speed close-ratio Synchro-Mesh, 4-Speed close-ratio Synchro-Mesh*, or automatic Powerglide*. Try the Corvette—you'll see how it opens up a new life of driving fun.

(Ask for the special Corvette catalog.)

*Optional at extra cost.



'60!

CHEVROLET

