



CHEVROLET WAGONS 1964



Impala 4-Door 6-Passenger Station Wagon in Azure Aqua. Impala Wagons shown with optional wheel covers*.

Impala 4-Door 3-Passenger Station Wagon in Desert Beige with optional roof luggage carrier*.

CHEVROLET

Impala: leader in luxury-size wagons . . .

at a modest price

Two Impala Station Wagons set the pace for out-and-out wagon luxury and versatility in 1964. Both 6- and 9-passenger models promise enthusiastic approval with tastefully trim lines and distinctive bright metal ornamentation. All-vinyl interiors are as much at home with Sunday-best attire as they are with bricks for a new barbecue pit. When hauling duty calls, these husky Impala Wagons are Johnny on the spot. Seats fold flat quickly and easily to accommodate up to 97.5 cu. ft. of any load worth a tote. All that in an overall length of 210.8 inches. The cargo area is readily accessible, too, through four wide-opening doors plus a yawning counterbalanced tailgate. '64 Impala Station Wagons—willing workers that enjoy going spruced up or roughing it with equal abandon.

Convenient roll-down tailgate window

A boon for ladies with small packages. And every 1964 Chevrolet Station Wagon has one. Power-operated window is standard on the 9-passenger models, optional* on 6-passenger versions. For safety's sake, this powered version can only be raised with the control switch on instrument panel or in the outside tailgate lock.

*Optional at extra cost.



Interiors feature fine new style and luxury

Impala Wagons prove luxury can be the perfect running mate for durability. Foam-cushioned seats are upholstered in smart leather-grain vinyl with bright aluminum end panels for fashionable accents. Load floor, tailgate and backs of second and third seats are vinyl-coated textured metal. Add deep-twist carpeting in the front and rear of the passenger compartment, and not even your most active crew or cargo can do anything that can't usually be undone with a damp sponge and whiskbroom. Impala touches include electric clock, extra-long armrests with built-in fingertip door releases, back-up lights and parking brake warning light. And like all Chevrolet Wagons, Impala now has two front seat belts.

*Optional at extra cost.





Biscayne 4-Door 6-Passenger Station Wagon in Bahama Green.

Bel Air 4-Door 6-Passenger Station Wagon in Ember Red.

Bel Air 4-Door 9-Passenger Station Wagon in Saddle Tan.

CHEVROLET Bel Air: family favorite for fun and luxury-size value

Bel Air's tradition of value comes through in handsome style in 6- and 9-Passenger Station Wagons for 1964. Classic sculptured design highlighted by slender bright metal moldings will be winning new friends (and keeping old ones) for a good many tomorrows. Inside, pattern

cloth, durable vinyl and deep-twist carpeting assure long-lasting beauty that's also practical. Added attractions to inspire family fun and admiration include: foam-cushioned seats, smart instrument panel, electric windshield wipers, automatic dome light and glove box light.

CHEVROLET Biscayne: easy on the budget, new luxury to boot

Clean-cut simplicity marks the Biscayne Station Wagon look for 1964. The pleasing silhouette proves you needn't skimp on style to please your wagon-owning budget. Interior sensibility is equally apparent. All-vinyl upholstery. And on the floor, new deep-twist carpeting up front with

vinyl-coated textured metal in the cargo area. Interiors in fawn, red and aqua are keyed to your Magic-Mirror exterior selection. New motoring luxuries? Biscayne now has front and rear foam-cushioned seats, front and rear armrests and handsome steering wheel with horn ring.


Business end of the '64 Chevrolet Wagon

Lower the tailgate and you're face to face with the wide-open space of a '64 Chevrolet Station Wagon. Total load length to the back of the front seat is nearly 10 feet. Height, length and width combine to give up to 97.5 cu. ft. of over-all storage room. Tailgate opening, too, boasts of gaping dimensions (30.5" high x 56.4" wide at the floor). And to take hoists out of loading, the deck is less than two feet from the ground. Spare tire and jack are hidden away in the right rear sidewall.



Out-of-sight storage for valuables ▲

You can store articles of value in a special compartment under the rear cargo floor in every luxury-size '64 Chevrolet Wagon. Compartment is reached through hinged cover (lock optional*) when tailgate is lowered. In 6-passenger models, compartment totals 10.5 cu. ft. and is over a foot deep.




Long-life exhaust system ▲

Aluminized and stainless steel muffler components and heavy-gauge tailpipes stretch miles between replacement of exhaust system parts. Keeps every Chevrolet Wagon for '64 running quietly and efficiently at its full-power best.




Self-adjusting Safety-Master brakes

Big Safety-Master brakes for '64 adjust themselves automatically as necessary when the brake pedal is applied with car moving in reverse. Thick bonded linings provide long lining life. And wheel slot vents promote cooling for resistance to fade. Here's stopping power when you need it most.



Flush-and-dry rocker panels ▲

Water entering the cowl inlet ventilation system is directed to rocker panels where it flushes dirt and road dust out through special openings. Incoming air follows the same channels and dries rocker panels from the inside. Rust and corrosion are virtually squelched before they start in '64 Chevrolet Wagons.



340-hp 409* V8

A favorite among modern wagon owners. The 340-hp Turbo-Fire 409* V8 provides the power and versatility required to handle any wagon chores on highways or back roads. Major features include: hydraulic valve lifters, a 4-barrel carburetor, dual exhausts, temperature-controlled fan, full-flow oil filter and full-pressure lubrication system.

pick your go from 7 engines & 4 transmissions

Engines	3-Speed Synchro-Mesh	Overdrive*	4-Speed Synchro-Mesh*	Power-glide*
Standard Engines		Rear Axle Ratio††		
6-Cylinder 140-hp Turbo-Thrift 230	3.55:1	3.70:1	N.A.	3.55:1
8-Cylinder 195-hp Turbo-Fire 283	3.36:1**	3.70:1	N.A.	3.36:1**
Optional V8's*				
250-hp Turbo-Fire 327	3.36:1	N.A.	3.36:1	3.08:1
300-hp Turbo-Fire 327	3.36:1	N.A.	3.36:1	3.36:1
340-hp Turbo-Fire 409	N.A.	N.A.	3.36:1	3.36:1
400-hp Turbo-Fire 409	N.A.	N.A.	3.36:1	N.A.
425-hp Turbo-Fire 409	N.A.	N.A.	3.36:1†	N.A.

*Optional at extra cost. N.A.—Not Available.
**3.55:1 optional at extra cost.

†3.08:1 with 2.56:1 low transmission.
††Also available in Positraction.

*Optional at extra cost.



Malibu 4-Door 3-Seat Station Wagon in Meadow Green.

Malibu 4-Door 6-Passenger Station Wagon in Silver Blue.

Malibu Wagons shown with optional wheel covers*.

CHEVELLE!

Malibu: the wagon world's newcomer with winning ways

Meet the two toting treats of the all-new Chevelle Malibu Series for 1964: the versatile 6-Passenger and the spacious 3-Seat Station Wagons. Both have the distinguished lines you'll be proud to take nice places. And both convert easily into work horses that make a game out of taking you and your cargo anywhere. Chevelle power is befitting a spirited mover, too. Standard Six or V8, an optional Six*, and four optional† V8's†† from 220 hp up to 365 hp. Full Coil suspension, ten extra-thick rubber body mounts and seeds of heavy insulation make sure you'll be giving a good share of your praises to the ride. For extra value, Chevelle claims a complete host of Chevrolet-engineered easy-care features as its own, plus black front seat belts as standard equipment. All Chevelle Wagons are a functional 198.8 inches long.

†Check your Chevrolet dealer for availability.



New fabrics & trim for new wagon luxury

Sit in one of Malibu's all-vinyl foam-cushioned seats. That's just the beginning of comfort. Underfoot you'll find a deep-twist carpet nicely color-keyed to the overall decor. Every Malibu Wagon includes electric clock, lighted glove box and back-up lights as standard equipment. Other endearing extras include foot-operated parking brake, single-key convenience, keyless door locking and 3-position ignition switch.



Convenient rear-facing 3rd seat

Here's one for the kids—a third seat facing aft. Two quick steps and it's folded flat for open load space. Easily accessible through the counterbalanced tailgate. Handy power-operated tailgate window is standard equipment on the Malibu 3-Seat Wagon; available* on the 2-seat version. Power tailgate window raises only when switch on instrument panel or in outside tailgate lock is in operating position.



Standard V8 power

Chevelle Station Wagons get extra action from a 195-hp Turbo-Fire 283 V8. Wedge-shaped combustion chambers, cast aluminum pistons and 9.25:1 compression ratio contribute to saucy, efficient performance. Two-barrel carburetor, 283-cu.-in. displacement, dry-element air cleaner, hydraulic valve lifters, full-flow oil filter and full-pressure lubrication. Plenty of consideration for your gas budget, too.

*Optional at extra cost.



Chevelle 300 2-Door 6-Passenger Station Wagon in Ermine White.

CHEVELLE!

300: new generation with loads to like . . . likes loads, too

Chevelle 300 Station Wagons belong to a brand-new breed—a saving clan that also makes a big thing of luxury. Both the 2-Door Wagon (exclusive in the Chevelle lineup) and the 4-Door Wagon prove the point. Inside touches, for example, include: foam-cushioned front seat, front and rear armrests and automatic dome light. Electric windshield wipers, dual sun visors and color-keyed steering wheel with half-circle horn ring are other refinements. Ready for any haul, the Chevelle 300 models have up to 86.0 cu. ft. of usable load space to call their own. And when you fill it up, don't worry about scuffs. The load floors are covered with vinyl-coated rubber mats, and the upholstery is durable pattern cloth with vinyl trim. That's value you can expect throughout Chevelle 300 Station Wagons for 1964.

Chevelle Station Wagon power teams

Chevelle get-up-and-go for 1964 comes from a wide choice of 20 power teams. Seven solid engines include four performance-wise optional V8's: the 220-hp Turbo-Fire 283* V8, the 250-hp Turbo-Fire 327* V8, the 300-hp Turbo-Fire 327* V8 and the 365-hp Turbo-Fire 327* V8. Match your spirit and budget with one of four transmissions: 3-Speed Synchro-Mesh, automatic Powerglide[®], thrifty Overdrive[®] and versatile 4-Speed Synchro-Mesh* (latter available only with V8 engines).



Inner front fenders ▲

Chevelle's sleek front fenders are guarded against rust. Who wants it? Inner front fenders act as barriers to protect exterior lines from the corrosive effects of water, mud and slush.



Full Coil suspension

Chevelle Station Wagons get their cushiony ride from a brawny coil spring and double-acting shock absorber at each wheel. A front stabilizer bar and leveling action front and rear help make the handling and stability exceptional.

Engines	Rear Axle Ratio ¹			
	3-Speed Synchro-Mesh	Powerglide [®]	4-Speed Synchro-Mesh*	Overdrive [®]
120-hp 4-110H† 194 6-cylinder	3.36:1	3.36:1	N.A.	3.70:1
155-hp Turbo-Thrust 230 [†] 6-cylinder	3.36:1	3.36:1	N.A.	3.70:1
193-hp Turbo-Fire 283 V8	3.08:1 std. 3.36:1 opt.	3.08:1	3.08:1	3.70:1
220-hp Turbo-Fire 283* V8	3.08:1 std. 3.36:1 opt.	3.08:1	3.08:1	3.70:1
250-hp Turbo-Fire 327* V8**	3.36:1	3.08:1	3.36:1	N.A.
300-hp Turbo-Fire 327* V8**	N.A.	3.38:1	3.36:1	N.A.
365-hp Turbo-Fire 327* V8**	N.A.	N.A.	3.36:1	N.A.

¹Optional at extra cost. [†]Also available in Postoffice. N.A.—Not Available.
**Check your Chevrolet dealer for availability.



Nova 4-Door 6-Passenger Station Wagon in Ember Red.

Nova Wagons shown with optional wheel covers*.

CHEVY II Nova: pretty and practical way to pamper your budget

Nova really earns its top billing as luxury leader in the Chevy II Wagon lineup for 1964. Crisp new bright metal moldings and ornamentation complement Nova's trim profile, a design purposely maneuverable for easy handling on the highway or at the curb. Biggest Chevy II news for '64 is V8 power. A potent 195-hp or 220-hp†† Turbo-Fire 283 V8* is now offered for Chevy II Wagons

in addition to a spirited 155-hp Turbo-Thrift 230* six and the standard 120-hp Hi-Thrift 194 six. Load space is always in demand. And Nova has a cavernous 76.2 cu. ft. Over 9 feet of load length from the back of the front seat with the tailgate down. Overall length: 187.6 inches. Many particular wagon owners will be driving the Nova 6-Passenger Wagon this year.



You'll be proud of Nova's handsome interiors

Climb aboard through one of Nova's four wide door openings. Foam-cushioned seats upholstered in glamorous vinyl are kid- and cargo-resistant. Deep-twist carpeting, padded armrests front and rear, built-in rear ashtrays and automatic dome light deserve rave reviews. Likewise, dual sun visors, electric windshield wipers, two front seat belts and back-up lights. Interior color schemes (fawn, aqua, red, blue and saddle) key to your choice of Magic-Mirror exterior finish.

††Check your Chevrolet dealer for availability.



Easy to load . . . any load

Lift a suitcase 21.6 inches from the ground and you're able to load a '64 Chevy II Wagon. That's the height of the loading deck. Slide a big trunk through the wide tailgate opening (29.0" high x 47.3" wide at the floor). Spare tire is positioned out of the way, so there's a full 76.2 cu. ft. of stowage space waiting for lots of luggage, and then some more.

*Optional at extra cost.



Chevy II 100 4-Door 6-Passenger Station Wagon in Almond Fawn.

CHEVY II 100: low-priced beauty with clean, functional styling

Where frugality is the concern, the Chevy II 100 4-Door 6-Passenger Station Wagon is as sensible as they come. Lowest priced wagon in Chevrolet's '64 array. Yet able to hold its own with the best for good looks and cargo capabilities. Standard luxuries include: foam-cushioned front seat, dome light, twin sun visors, dual armrests,

electric windshield wipers and single-key locking system. Thick rubber floor mats and vinyl interior provide cleaning ease anyone would appreciate. To be sure, Chevy II's new V8s* are also offered for the 100 Wagon. Plus there's a choice of Powerglide®, 3-Speed or a new 4-Speed* Synchro-Mesh transmission available.



Exclusive Chevy II suspension

Mono-Plate rear springs help give Chevy II its smooth, steady control on the road. Never require lubrication, and never, never squeak. In addition, front independent high-mounted coil springs and double-acting shock absorbers muffle road shocks and vibrations before they reach driver or passengers. Heavy-duty springs* are also available.

Unitized body-frame construction

Both Chevy II Station Wagons for '64 have the built-in quality of Body by Fisher. Two unitized box-like sections form the basic body assembly. The front end unit, forward from the cowl, is bolted securely to the rear unit to keep weight down to a minimum, strength and rigidity at a maximum. Bolt-on front fenders can be easily repaired or replaced.

Chevy II power teams for a bonus in thrift 8-cylinder engines*

Extra power and performance for extra-duty hauling. 195-hp or 220-hp†† Turbo-Fire 283* V8 will be moving many a Chevy II Station Wagon this year. The 195-hp version has 2-barrel carburetion; 220-hp design, the 4-barrel kind. Both V8s have hydraulic valve lifters, a 9.25:1 compression ratio, full-pressure lubrication system and dry-element air cleaner.

6-cylinder engines

Standard 120-hp Hi-Thrift 194 six includes short-stroke design, 194-cu.-in. displacement, 8.5:1 compression ratio, single-barrel carburetor with automatic choke, hydraulic valve lifters and 7-bearing crankshaft. New 155-hp Turbo-Thrift six* has special features, along with 230-cu.-in. displacement.

Engine	Transmission	Rear Axle Ratio†	
		Gen. Purpose or Standard	Spec. Purpose or Mountain
120-hp Hi-Thrift 194 6-cylinder	3-Speed Powerglide*	3.36:1	N.A.
155-hp Turbo-Thrift 230* 6-cylinder	3-Speed Powerglide*	3.36:1	N.A.
195-hp Turbo-Fire 283* V8	3-Speed 4-Speed* Powerglide*	3.08:1	3.36:1
220-hp Turbo-Fire 283* V8††	3-Speed 4-Speed* Powerglide*	3.08:1	3.55:1

*Optional at extra cost.
N.A. - Not Available.

†Also available in Posttraction.
††Check your Chevrolet dealer for availability.



Greenbrier De Luxe Sports Wagon in red with Off-White shown with optional wheel covers*.

CORVAIR GREENBRIER sports wagon

Corvair Greenbrier Sports Wagon just has to be one of the heftiest toters in the business. Yet its overall length of 179.7 inches is no longer than any other Corvair. Greenbrier horsepower climbs nearly 19% for '64 with a new 95-hp Turbo-Air 164 air-cooled six. An optional 110-hp Turbo-Air* engine for added hauling power includes special camshaft and recalibrated carburetors.

And with all the advantages of Corvair rear-engine traction and economy to boot. Regular Greenbrier sports striped woven fabric on seats, painted sidewalls, vinyl-coated jute headlining, rubber floor mats, front dome light and driver sunshade. A rich fawn interior is standard. De Luxe model offers a choice of all-vinyl fawn, green, red or aqua interior color-keyed to exterior finish.



Full-seat comfort for 6 or 9 passengers

Greenbrier's foam-cushioned seats provide traveling relaxation for six husky grown-ups. Second seat faces fore or aft to meet load or passenger requirements. Remove it, and there's approximately 50 sq. ft. of floor area, up to 175.5 cu. ft. of storage space. Seating for nine with an optional third seat*.



Big double doors at both rear and curbside

Bushels of loading maneuverability through Greenbrier's double rear doors, double curbside doors and 2 front-seat doors. Accessibility suits your specific cargo with doors that may be positioned halfway or fully open. For added loading convenience, left side doors* are available for Greenbrier '64.



Camp out in style

With little encouragement, Greenbrier for '64 converts into a camper's delight. A special Custom Camper Unit* provides almost everything necessary for a go at the great outdoors. For individual camping accessories, check your local Chevrolet dealer's wide listing of Greenbrier camping equipment*.

*Optional at extra cost.

CHEVROLET WAGON DIMENSIONS & OPTIONS FOR '64

CHEVROLET STATION WAGONS

DIMENSIONS—Wheelbase, 119"¹—Front and rear tread, 61.3" and 60.3"—Overall length, 210.8"¹; width, 78.1"; height, 56.7". For further specifications, see the 1964 Chevrolet Catalog and your local Chevrolet dealer.

OPTIONAL EQUIPMENT²—Power brakes • Power steering • Power windows² • Power tailgate window² • 6-way power seat² • Soft-Ray tinted glass • Stowage compartment lock • Split second seat² • Roof luggage carrier • Seat belts keyed to interior color • Vented wheel covers • Simulated wire wheel covers • AM/FM or AM push-button or manual AM radio, rear seat speaker, and antenna • Positraction rear axle • Four-Season and Custom De Luxe air conditioning² • Special suspension²

CHEVELLE STATION WAGONS

DIMENSIONS—Wheelbase, 115"¹—Front and rear tread, 58"¹—Overall length, 198.8"; width, 74.6"; height, 54.9". For further specifications, see the 1964 Chevelle Catalog and your local Chevrolet dealer.

OPTIONAL EQUIPMENT²—Power brakes • Power steering • 4-way power seat • Power windows • Power tailgate window² • Split second seat² • Special all-vinyl interior² • Seat belts keyed to interior color • Soft-Ray tinted glass • Simulated wire wheel covers • Vented wheel covers • Whitewall and special

CHEVY II STATION WAGONS

DIMENSIONS—Wheelbase, 110"¹—Front and rear tread, 56.3" and 55.8"—Overall length, 187.6"; width, 70.8"; height, 55.1". For further specifications, see the 1964 Chevy II Catalog and your Chevrolet dealer.

OPTIONAL EQUIPMENT²—Power steering • Power brakes • Power tailgate window • Split second seat² • Seat belts keyed to interior color • Simulated wire wheel covers • Vented wheel covers • Whitewall and special tires • Push-button or manual

• Special front springs² • Heavy-duty chassis equipment² • Heavy-duty body equipment² • Heavy-duty clutch² • Temperature-controlled fan² • Heavy-duty radiator² • Special sintered-metallic brake linings • Padded instrument panel • Comfort steering wheel² • Sports-styled steering wheel • Extra-heavy foam-cushioned front seat² • Two-tone finish • Front bumper guards • Comfort and Convenience equipment • Whitewall and special tires² • Heavy-duty Delcotron generators • Heavy-duty battery • 3.55:1 rear axle ratio² • Two-speed electric windshield wipers and washer • Tachometer² • Full-transistor ignition² • Oil-bath air cleaner, closed positive-type crankcase ventilation and economy carburetor² for 6-cylinder engine • Superlift shock absorbers • Police equipment² • Full line of Custom Features.


tires • Push-button and manual AM radios, rear seat speaker, and antenna • Four-Season and Custom De Luxe air conditioning² • 3.36:1 rear axle ratio² • Positraction rear axle • Special sintered-metallic brake linings • Special suspension • Heavy-duty clutch² • Heavy-duty radiator² • Temperature-controlled fan² • Tachometer² • Front bumper guards • Roof luggage carrier • Padded instrument panel • Comfort steering wheel² • Sports-styled steering wheel • Comfort and Convenience equipment • Two-tone finish • Heavy-duty Delcotron generators • Heavy-duty battery • Superlift shock absorbers • Full line of Custom Features.

AM radio, rear seat speaker, and antenna • De Luxe air conditioning • Special suspension • Positraction rear axle • 3.36:1 rear axle ratio² • Heavy-duty clutch • Heavy-duty radiator • Sintered-metallic brake linings • Heavy-duty Delcotron generators • Soft-Ray tinted glass • Padded instrument panel • Rear armrests² • Two-tone finish • Front grille guard • Comfort and Convenience equipment • Heavy-duty battery • Roof luggage carrier • Full line of Custom Features.

¹Optional at extra cost.

²Availability determined by either model or equipment.

CHEVROLET



SEAT CONVERSION IS QUICK AND EASY IN ALL '64 CHEVROLET WAGONS

SINGLE-STEP CONVERSION—All Chevrolet, Chevelle and Chevy II 6-Passenger Wagons convert from passenger seating to flat floor in a single motion. Just release the safety catch on the second seat and swing seatback forward. Hinged floor filler automatically gives level cargo floor.

All illustrations and specifications contained in this literature are based on the latest product information available at the time of publication approval. The right is reserved to make changes in any time without notice in prices, colors, materials, equipment, specifications and models, and also to discontinue models. Chevrolet Motor Division, General Motors Corporation, Detroit, Mich. 481.

OR 3 EASY STEPS—Seat conversion in Chevrolet and Chevelle 3-Seat Wagons is simple and easy. First, fold over the seat cushion of the rear-facing third seat. Next, fold the seatback level with the floor. Second seat converts exactly the same as in 6-Passenger Wagons.