

'81 CHEVY PICKUPS



AN IMPORTANT
STEP AHEAD.

AN IMPORTANT STEP AHEAD.

NEW CHEVY PICKUPS. For 1981, an important step ahead. New optional V8 with Electronic Spark Control. Improved Six. New, trimmer body, but with the same big full-size payloads. New colors. New, leaner looks, cleaner aerodynamic styling, new fuel efficiency*—plus Chevy's traditional tough truck features, like: Massive Girder Beam suspension on 2-wheel-drive models. Double-wall construction. Strong, ladder-type frame. New Chevy Pickups. An important step ahead. For Chevy and you.

* See your Chevrolet dealer to obtain EPA fuel economy estimates for Chevy Pickups.



NEW SHAPE CUTS AIR DRAG.

New aerodynamically designed front-end sheet metal cuts power-robbing wind drag. An exciting new look for the eighties that also contributes to operating efficiency.



NEW OPTIONAL V8 WITH ELECTRONIC SPARK CONTROL.

New optional 5.0 Liter (305 Cu. In.) V8 with ESC offers an impressive combination of performance and fuel economy. See page 10.

A WORD ABOUT THIS CATALOG.

We have tried to make this catalog as comprehensive and factual as possible and we hope you find it helpful. However, since the time of printing, some of the information you will find here may have been updated. Also,

some of the equipment shown or described throughout this catalog are available factory-installed options, dealer accessories and specialized equipment from various independent suppliers at extra cost. Your dealer has details and, before ordering, you should ask him to bring you up to date.

The right is reserved to make changes at any time, without notice, in prices, colors, materials, equipment, specifications and models. Check with your Chevrolet dealer for complete information.

(Cover) Chevy C10 Fleetside Silverado.
(Shown here) Chevy C20 Fleetside Silverado.




84.1%	84.6%	90.4%	90.7%	93.8%	93.5%	97.2%	99.4%	99.9%	99.9%
'70	'71	'72	'73	'74	'75	'76	'77	'78	'79

A TOUGH RECORD TO BEAT.

94.4% of all Chevy Light-, Medium-, Heavy-Duty trucks and commercial vans in the ten most recent years recorded were still on the job.

(Based on R. L. Polk & Co. model year registrations through July 1, 1979. Statistics for 1980 not available at time of printing.)



DOUBLE-WALL CONSTRUCTION.

Many important areas in the new Chevy Pickups are constructed with both an inner and an outer steel wall. See page 12.



STRONG STEEL FRAME.

New Chevy Pickups have rigid, ladder-type frames with side rails of high-strength steel. See page 12.



MASSIVE GIRDER BEAM FRONT SUSPENSION.

A rigid steel beam with independent front suspension helps smooth the ride on 2-wheel-drive models. See page 16.



NEW ANTI-CORROSION TREATMENTS.

Use of more corrosion-resistant steels, new urethane stone shields ahead of wheel openings on Fleetside cargo boxes and more. See page 13.



NEW LOW-DRAG FRONT DISC BRAKES.

Designed to help contribute to fuel economy. Reduces rolling resistance from the front brakes. See page 16.



NEW 4-WHEEL-DRIVE SYSTEM.

Features new front hubs on K10-20 models that let you shift into and out of 4-wheel drive without leaving the cab. See page 7.



NEW LEAN WEIGHT.

Weight has been trimmed without affecting toughness. Lighter Chevy Pickups still carry as much as last year. See page 16.



NEW REAR SPRINGS.

New base rear springs for K10-20 models and new optional heavy-duty springs for C10-20 models. See page 16.

Tires supplied by various manufacturers

Chevy C10 Stepside Cheyenne.



Chevy K10 Fleetside with Decor Package.
Tires supplied by various manufacturers.



NEW 4-WHEEL-DRIVE SYSTEM. NEW OPTIONAL V8 PUNCH.

A Chevy 4-wheeler is a versatile way to get to a job. Or get far away from it. In 2-wheel drive, it's a hard-working highway pickup. In 4-wheel drive, it's a hard-charger in mud, snow or when the road gets rough. And the new 4-wheel-drive system for K10-20 models offers extra convenience in 4-wheeling.

WIDE CHOICE OF MODELS.

Chevy offers a wide lineup of 4-wheelers, half-ton, ¾-ton and one-ton models with single or dual rear wheels. Depending on the wheelbase, you can order a 6½-ft. or 8-ft. pickup box. See model chart on page 9.

NEW OPTIONAL V8 WITH ELECTRONIC SPARK CONTROL.

For K10 models, the new optional 5.0 Liter (305 Cu. In.) V8 with Electronic Spark Control offers surprising acceleration and horsepower for an engine of its size. The 5.0 Liter V8 is not available in California. See page 10 for details.



NEW 4 WD SYSTEM.

The new 4-wheel-drive system for K10-20 models features automatic locking front hubs. When you shift from 2WD to 4WD, the front hubs automatically lock up, eliminating the need to get out of the cab to set them. To revert to 2WD, simply stop the vehicle, shift into 2WD, reverse direction slowly about ten feet and go your way. K10 and K20 models also have a new lightweight aluminum transfer case with synchronized gears that allow you to shift from 2WD to 4WD at speeds under 25 MPH. The console is floor-mounted with lighted indicator. In 2-wheel drive, the transfer case and front-axle prop shaft don't turn to reduce wear and contribute to fuel economy.

NEW LEAN WEIGHT.

Weight has been trimmed for all 4x4 models. Payloads are still full size. On single-rear-wheel models, payloads range from 2010 to 4394 lbs. On one-ton Big Dooley dual-rear-wheel models, they range from 4378 to 4846 lbs. (See model chart on page 9.)

EASY ENTRY AND EXIT.

Chevy 4-wheelers have a low silhouette for easy entry and exit. Yet they still allow slightly over 7 inches of ground clearance.

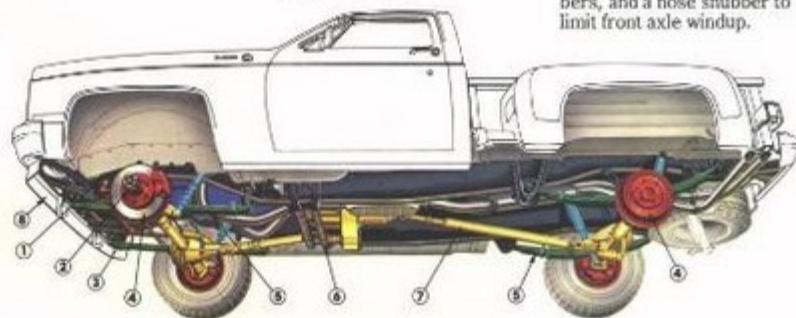
NEW REAR SPRINGS.

New rear springs are shot-peened for strength on K10 and K20 models under 8500 lbs. GVWR.



NEW OPTIONAL FRONT QUAD SHOCKS.

For K10 and K20 models, a new optional Front Quad Shocks package is available. It includes four shock absorbers for the front axle, two heavy-duty rear shock absorbers, and a nose snubber to limit front axle windup.



STANDARD FEATURES ON CHEVY 4-WHEELERS.

1. Power steering.
2. New automatic locking front hubs on K10-20 models.
3. Front stabilizer bar.
4. Power-assisted front disc brakes and finned rear drum brakes, with new low-drag front disc brakes on models under 8500 lbs. GVWR.
5. Multi-leaf springs front and rear.
6. Drop-center frame design for low cab floor height.
7. Two-piece drive shaft for rugged simplicity.
8. One-piece front air deflector on models under 8500 lbs. GVWR.

NAME A PICKUP JOB.

THERE'S A STRONG CHEVY HERE TO MATCH.

SIX TOUGH SERIES	PAYLOAD RANGE	FLEETSIDE	STEPSIDE	CREW CAB	BONUS CAB	CHASSIS-CAB	CHASSIS-CAB PAYLOAD RANGE
C10 (1/2-ton 2WD)	1070-2696	●○	●○				
C10 DIESEL (1/2-ton 2WD)	1147-2187	●○	●○				
C20 (3/4-ton 2WD)	2587-3436	○	○				
C20 (HD 3/4-ton 2WD)	3894-4730	○	○	▲	▲	○▲	4352-5114
C30 (one-ton 2WD)	4187-5340	○D	○	▲D	▲D	○▲D	4696-5978
C30 (HD one-ton 2WD)						○▲D	5811-6338
K10 (1/2-ton 4WD)	2010-2286	●○	●○				
K20 (3/4-ton 4WD)	2373-2448	○	○				
K20 (HD 3/4-ton 4WD)	4218-4292	○	●○				
K30 (one-ton 4WD)	3903-4846	○D		▲D	▲D	○▲D	4837-5371

●17.5" WB (61/2 Box) ○131.5" (8' Box) ▲135.5" WB ○159.5" WB ▲164.5" WB (8' Box) D—Dual Rear Tires


FLEETSIDE 2-WHEEL DRIVE.

Shown as C10 Diesel Pickup. Fleetside styling is available in all six series with an 8-ft. box and GVWRs to 10,000 lbs. GVWR is combined weight of vehicle, equipment, fuel, driver, passenger and payload. A 6½-ft. box is available on C and K10 models only.



FLEETSIDE 4-WHEEL DRIVE.

Some jobs demand 4-wheel drive. Versatile Chevy K20 Fleetside delivers it with full-size payloads from 2373 to 4218 lbs. Also available as K10 and K30 models. Shown with optional Sport Package described on the back cover.



STEPSIDE 2-WHEEL DRIVE.

A convenient step between the door and extended rear fender helps you get at cargo. Available in 6½- or 8-ft. cargo box length. Also available as a C10 Diesel Pickup with a wide range of equipment included as standard. See page 11.



STEPSIDE 4-WHEEL DRIVE.

K10 Stepside is available with a 6½- or 8-ft. box. K20 Stepside is available with an 8-ft. box only. Sporty styling eliminates pickup box wheelhousings so the inside walls are smooth. Shown with optional Sport Package described on the back cover.



CREW CAB/BONUS CAB.

Both available in 2- and 4-wheel-drive models. Crew Cab is a 4-door pickup with front and rear bench seats. Bonus Cab does not have a rear seat, so it offers 55.8 cubic feet of lockable cab load space. Both models are also available with Big Dooley. See your Chevy dealer for details.



CHASSIS-CAB AND NEW C30 HD CHASSIS-CAB.

2- and 4-wheel-drive Chassis-Cab models are available in four wheelbases to accept bodies from 7 to 13 ft. long. A new C30 heavy-duty Chassis-Cab has a 10,500-lb. GVWR and includes optional heavy-duty suspension components and dual rear wheels. See your Chevy dealer for details.



BIG DOOLEY.

Available in 2- and 4-wheel drive. Big Dooley models have dual rear wheels (4 total) for extra carrying capacity. Chevy's Big Dooley can tow large fifth wheel trailers when properly equipped. See your Chevy dealer for details.

TRAILERING.

Strong Chevy Pickups can be equipped for a wide range of trailering jobs. Ask your Chevy dealer for details and the 1981 RV/Trailering Guide which lists the Chevrolet required and/or recommended optional equipment to meet your trailering needs.

Tires supplied by various manufacturers.

SWITCH ON POWER ON VALUE ON


Chevy offers the engines you need for tough jobs in a varied lineup of gasoline engine pickups and the C10 Diesel Pickup. Before deciding on an engine, consider your driving habits, operating conditions and payloads. Talk to your Chevy dealer.

He'll help you order the engine you want. Chevy offers these engines with built-in power and value to help meet your needs in the eighties.

SMOOTH-RUNNING, HIGH-EFFICIENCY SIX.*

The 4.1 Liter (250 Cu. In.) Six has a recalibrated carburetor and redesigned camshaft for smooth operation.

This budget-minded powerhouse features a staged, two-barrel carburetor



that uses only one barrel for normal operation. When more power is needed, the second, larger barrel is activated.

The emissions control system uses engine vacuum pulses instead of an air pump, pulley, and belt and saves about 15 lbs. in weight over previous designs.

Other features combine to help provide good response and cold weather operation.

NEW OPTIONAL 5.0 LITER (305 CU. IN.) V8 WITH ELECTRONIC SPARK CONTROL

This new 5.0 Liter V8 offers surprising acceleration and horsepower for an engine



its size. It has a substantial 9, 2-to-1 compression ratio. Yet this engine operates on low octane, unleaded fuel! The engine is designed to run most efficiently at maximum spark advance. An Electronic Spark Control senses a "knock" condition and automatically retards the spark. A new staged 4-barrel carburetor, camshaft and free-flow exhaust system are other improvements that add to smoothness and operating efficiency. Not available in California.

An optional 5.0 Liter (305 Cu. In.) V8 with a 2-barrel carburetor is also available without the Electronic Spark Control system. Not available in California. A 4-barrel version of this engine without Electronic Spark Control is optional in California.

NEW HIGH-EFFICIENCY RADIATORS.

All radiators have more cooling fins in their cores than last year. This exposes water to more surfaces for improved cooling efficiency.

A WORD ABOUT ENGINES.

Chevrolet trucks are equipped with GM-built engines produced by various divisions. See your dealer for details.

Please refer to Chevy Pickup power-train engine information below.

*For light-duty Chevrolet truck EPA mileage estimates, check the wall poster displayed at your Chevrolet dealer's showroom, or ask for an EPA mileage sheet to take home with you.



4.1 LITER SIX (250 CUBIC INCH)

Staged, 2-barrel carburetor is recalibrated for smooth operation.



4.8 LITER SIX (292 CUBIC INCH)

Designed for hardworking value with a single-barrel carburetor.



5.0 LITER V8 (305 CUBIC INCH)

Available in versions with and without new Electronic Spark Control and 2-barrel or staged 4-barrel carburetor.



5.7 LITER V8 (350 CUBIC INCH)

A V8 engine for all-around performance. Four-barrel carburetor.



7.4 LITER V8 (454 CUBIC INCH)

Extra displacement and torque for extra-heavy-duty jobs.



5.7 LITER V8 (DIESEL)

Built for the long haul with 3-inch-diameter main bearings. Available only in the C10 Diesel Pickup.

DIESEL


V8 DIESEL STANDARD EQUIPMENT.

Included with the Chevy C10 Diesel Pickup are:

1. 5.7 Liter V8 diesel engine.
2. Power disc low-drag front brakes. Hydraulic booster shown.
3. Thermostatic fan drive.

4. Engine block heater.
5. 63-amp alternator.
6. Dual high-capacity Delco Freedom II batteries
7. Special insulation package.
8. Automatic transmission with new low-slip clutch plates.
9. Glow plug with start lights on instrument panel.

10. New water-in-fuel indicator light on instrument panel.
 11. Dual exhaust system (except California).
- Plus: Engine oil cooler. Power steering. Diesel identification on hood, front fenders and Fleetside tailgate.



Engine Specifications

ENGINES WITH LIGHT-DUTY EMISSIONS for models of 8500-lb. GVWR and below All states except California

Engine ordering code	LE3(A)	LG9(C)	LE9*(C)	LS9(A)	Not Available	LF9(D)
Bore & stroke (in.)	3.9 x 3.5	3.74 x 3.48	3.74 x 3.48	4.0 x 3.5	Not Available	4.06 x 3.38
Compression ratio	8.3 to 1	8.5 to 1	9.2 to 1	8.2 to 1	Not Available	22.5 to 1
SAE net horsepower @ RPM	115 @ 3600	130 @ 4000	160 @ 4400▲	N.A.	Not Available	125 @ 3600
SAE net torque (lb.-ft.) @ RPM	200 @ 2000	240 @ 2000	235 @ 2000▲	N.A.	Not Available	225 @ 1600

ENGINES WITH LIGHT-MEDIUM DUTY EMISSIONS for models of 8500-lb. GVWR and below for California

Engine ordering code	LE3(A)	Not Available	LF3(C)	LS9(A)	Not Available	LF9(D)
Bore & stroke (in.)	3.9 x 3.5	Not Available	3.74 x 3.48	4.0 x 3.5	Not Available	4.06 x 3.38
Compression ratio	8.3 to 1	Not Available	8.6 to 1	8.2 to 1	Not Available	22.5 to 1
SAE net horsepower @ RPM	105 @ 3600	Not Available	150 @ 4200	N.A.	Not Available	N.A.
SAE net torque (lb.-ft.) @ RPM	195 @ 1600	Not Available	240 @ 2000	N.A.	Not Available	N.A.

ENGINES WITH HEAVY-DUTY EMISSIONS for models of 8500-lb. GVWR and above

Engine ordering code	Not Available	L25(B)	Not Available	LT9(A)	LE8(A)	Not Available
Bore & stroke (in.)	Not Available	3.9 x 4.1	Not Available	4.0 x 3.5	4.3 x 4.0	Not Available
Compression ratio	Not Available	7.8 to 1	Not Available	8.3 to 1	7.9 to 1	Not Available
SAE net horsepower @ RPM	Not Available	115 @ 3400	Not Available	N.A.	240 @ 3800	Not Available
SAE net torque (lb.-ft.) @ RPM	Not Available	215 @ 1600	Not Available	N.A.	340 @ 2800	Not Available

N.A. Not available at time of publication.

(A) Produced by GM-Chevrolet Motor Division.

(B) Produced by GM de Mexico.

(C) Produced by GM-Chevrolet Motor Division and GM of Canada.

* Electronic Spark Control.

(D) Produced by GM-Oldsmobile Motor Division.

† Not Available in California.

▲ 10 Series 165 Net HP @ 4400 RPM
240 Net Torque @ 2000 RPM

TWO STEEL HIDES

A. Double-Wall Construction. Chevy Pickups have two steel hides: both an inner and outer steel wall in the doors, front fenders, cab rear panel, hood, Fleetside pickup box side panels and the easily removable tailgate.

B. Strong Steel Frame. Rigid, ladder-type frames have strong steel side rails. New Chevy Pickups are as strong as ever.

C. Front Air Deflector. Helps reduce air-drag. Standard on C10, C20 and K models with GVWRs to 8500 lbs., except Chassis-Cabs and C20 Crew/Bonus Cabs.

D. New front door hinge reinforcements for added strength.

E. New cab mounts for isolation from road noise and vibration.

NEW ANTI-CORROSION DESIGN.

F. New front fender skirts to match new fender design.

G. New urethane stone shields added ahead of wheel openings on Fleetside cargo boxes.

H. New "hemmed" construction on Fleetside tailgates to help keep out corrosive elements.

I. New front-wheelhousing-to-frame seals to reduce underhood splash and to help fight corrosion. All Chevy trucks are designed with this kind of attention to detail.

EXTENSIVE ANTI-CORROSION TREATMENTS.


1. Increased use of corrosion-resistant steels. Zincrometal® galvanized steel, zinc alloy steel and zinc-plated parts used in many important areas.
2. Zinc-rich anti-corrosion primers. Hand-sprayed on critical areas before final priming.
3. Final priming. Every Chevy Pickup body gets a dip or spray bath that leaves a thick primer coating.
4. Finish painting. That beautiful finish is baked-on acrylic enamel.



5. Aluminized wax preservative. Many lower body inner surfaces get this coating to help resist corrosion from road salt.

6. Extensive weatherproofing. Yards of butyl rubber weather stripping around doors and windows. Sealing compounds and rubber gaskets at joints and light enclosures.

Chevrolet offers a Three-Year Perforation-From-Corrosion Limited Warranty. Exhaust system components not included. See your Chevrolet dealer for details on other limitations.



NEW INTERIORS, COMFORT. SAME ROOMY CAB.

STANDARD CUSTOM DELUXE TRIM.

Includes all these standard comfort and appearance items:

- New full foam front seat cushion.
- Fold-forward seat back with new inertia-type latch for inside cab storage area (regular cab front seat; Crew Cab rear seat).
- New striped vinyl upholstery in five color choices (new black plus doleskin, blue, green and carmine) with grained vinyl facings. (Black and green not available on Crew/Bonus Cab.)
- Single retractable lap and shoulder belt system.
- Large padded armrests.
- Padded sunshades.
- New color-keyed door trim panel with armrest.
- New die-cast metal door-opening and window-regulating handles.
- Cab interior light.
- Prismatic inside rearview mirror.
- New foam-padded instrument panel pad with nameplate.
- New blower "Off" position added to heater fan.

- Door or manually operated dome lamp.
- Extra insulation.
- Cigarette lighter and ashtray lamp.
- New Scottsdale nameplate on instrument panel.



Exterior items include all Standard Custom Deluxe items plus these major additions or changes:

- New front side marker lights with bright trim.
- New chromed front bumper.
- Bright-trimmed Fleetside tail lamps and dual rear wheel clearance lamps.
- New bright-trimmed black moldings on body sides and tailgate on Fleetside Pickup only.
- Bright windshield/rear window trim.
- New Scottsdale fender-mounted nameplates.
- Dual horns.

OPTIONAL CHEYENNE TRIM.

All Scottsdale items plus these major additions or changes:

- New silver instrument cluster bezel, instrument panel pad applique and door trim panel.
- Color-keyed vinyl insert on door trim panels.
- Door storage pockets.
- Color-keyed carpeting.
- Perforated, color-keyed headliner.
- Custom steering wheel.
- Extra-thick floor insulation.
- Headliner insulation.
- New Cheyenne nameplate on instrument panel.



Exterior items (for regular cabs only) include all Scottsdale items plus these major additions or changes:

- Bright front/rear wheel opening moldings with black paint trim on Fleetside Pickup only.

- Hood and cab-to-fender sound insulators.
- New bright cab-back panel moldings.
- New bright tailgate panel with Chevrolet lettering on Fleetside Pickup only.
- Secondary door weather strips.
- New Cheyenne fender-mounted nameplates.

OPTIONAL SILVERADO TRIM, CHEVY'S FINEST.

All items in Cheyenne package for regular cabs and all items in Scottsdale package for Crew and Bonus Cabs, plus these major additions or changes:

- Full cowl side trim panels.
- New door-closing assist strap.
- New door area carpet trim below door panel.
- New Silverado nameplate on instrument panel.
- Bright brush-finished stainless steel instrument cluster frame and matching inset on instrument panel pad and door trim panels.
- Needle-type, full-gauge instrumentation.
- Crew Cabs/Bonus Cabs offer custom steering wheel, color-keyed carpeting (except Bonus Cab rear compartment), choice of Custom cloth or Custom vinyl, extra-thick floor insulation.



Exterior items include all Cheyenne items plus these major additions or changes:


- New bright-trimmed grille, headlamp bezels and dual rectangular headlamps.
- New Silverado fender-mounted nameplates.

OPTIONAL BUCKET SEATS.

Shown in Scottsdale interior. Optional high-back bucket seats and new lockable console in choice of doleskin or black Custom vinyl for all trim levels. New Custom cloth available in doleskin only for Scottsdale, Cheyenne and Silverado. For 2-door cabs only.



Standard Custom Deluxe Trim.



Optional Scottsdale Trim with optional bucket seats.



Optional Cheyenne Trim.



Optional Silverado Trim. Standard seat.

its not shown.

New Silverado instrument panel.

Above interiors shown with other available options.

Exterior items include:

- Bright drip rails over doors.
- Bright rearview mirrors.
- White painted front bumper (new) and wheels with bright hubcaps on single rear wheel models.
- New front-end sheet metal, grille and single rectangular headlamps.
- New front side marker lights.

OPTIONAL SCOTTSDALE TRIM.

For regular cabs, includes items in Custom Deluxe Package plus these major additions or changes:

- Choice of either new Custom cloth or Custom vinyl in five colors with grained vinyl facings.
- New black crackle insert and bright trim in door panels.
- Color-keyed floor mat.

THE TECHNOLOGY OF TOUGH.

Strong Chevy Pickups are built to give you the hard-working performance and value you need in the eighties. Here are more of the features that make them an important step ahead.

MASSIVE GIRDER BEAM INDEPENDENT FRONT SUSPENSION.

A massive, rigid steel beam (shown below) is the foundation for independent front suspension on 2-wheel-drive models.

On each end are two contoured steel control arms with coil springs. Each pair of arms flexes up and down, allowing the front wheels to take bumps independently and help smooth the ride.

NEW LEAN WEIGHT.

Weight was trimmed for better fuel economy without reducing strength and payload capacities.

The new Chevy Pickups are lighter than last year, but are just as strong, with full-size payloads. See payload ranges listed on page 9.

ENGINE FAN CLUTCH.

An engine fan clutch is standard on all models up to



8500 lbs. GVWR to help reduce horsepower drain. The fan speed is thermostatically controlled and delivers more air only when the temperature of the coolant needs extra cooling.

NEW LOW-DRAG FRONT DISC BRAKES.

The front disc brakes on C10-20 and K10-20 models under 8500 lbs. GVWR have a new low-drag design and new quick take-up master cylinder. The brake calipers contact the brake rotor only when braking. This reduces rolling resistance from the front brakes.



COMPUTER-MATCHED BRAKE SYSTEM.

Front disc and finned rear drum brakes are computer-matched to the vehicle's GVWR. A wear sensor on each front disc brake gives an

audible signal when the brake pads need replacing.



COUNTER-ANGLED REAR SHOCKS.

In the rear, one shock slants forward and the other aft to help control brake and power hop. Shocks have new valving and calibration for a smooth ride. Both front and rear shock absorbers are shielded against minor stone damage.

NEW REAR SPRINGS.

Base springs for K10-20 models and optional heavy-duty springs for C10-20 models are new with shot-

peening for strength. These also have new anti-corrosive paint. A two-stage multi-leaf design helps provide a good ride with light loads and progressively firmer support with heavier loads.

NEW SEMI-FLOATING REAR AXLE.

A new 6000-lb.-capacity, semi-floating rear axle is standard on all C20 and K20 models except Bonus/Crew Cabs and conventional cabs equipped with the optional 7.4 Liter (454 Cu. In.) V8. It features a 9 1/2" ring gear, lighter weight and is easier to service than the previous design.

NEW AUTOMATIC TRANSMISSION EFFICIENCY.

All optional automatic transmissions for models under 8500 lbs. GVWR have re-engineered clutch plates. Power delivery is more positive than last year.

WORK IN QUIET.

New exhaust systems in various applications give reduced noise and back pressure. Improved seating

of the speedometer cable and new dash mats for the pass-through of cables help reduce interior noise. New cab mounts help isolate you and the cab from road noise.



RADIAL TIRES.

Radial ply tires are standard on C10, C20, K10 and K20 pickups and chassis-cabs with GVWRs under 8500 lbs. They provide low rolling resistance.

TESTED. RETESTED.

Selected models were driven approximately 5000 miles over Belgian blocks. It's one of many testing procedures used to check out the new Chevy Pickups.

PERFORMANCE AND HEAVY-DUTY OPTIONS.

Listed here are options available for extra performance and heavy-duty needs. Appearance and convenience options are presented on pages 18 and 19. See your Chevy dealer for details.

OPTIONS AVAILABLE ON ALL MODELS

- * Auxiliary Fuel Tank
- * Auxiliary Battery
- * Axle, Rear: Locking Differential
- * Cold Climate Package
- * Cruise Control
- * Engine Oil Cooler
- * Generator: 55-amp


- * Generator: 63-amp
- * Heavy-Duty Automatic Trans. Cooler
- * Heavy-Duty Battery
- * Heavy-Duty Front and Rear Shocks
- * Heavy-Duty Radiator
- * Trailering Special
- * Except Diesel Pickup

OPTIONS AVAILABLE ONLY ON MODELS AS LISTED AT RIGHT.

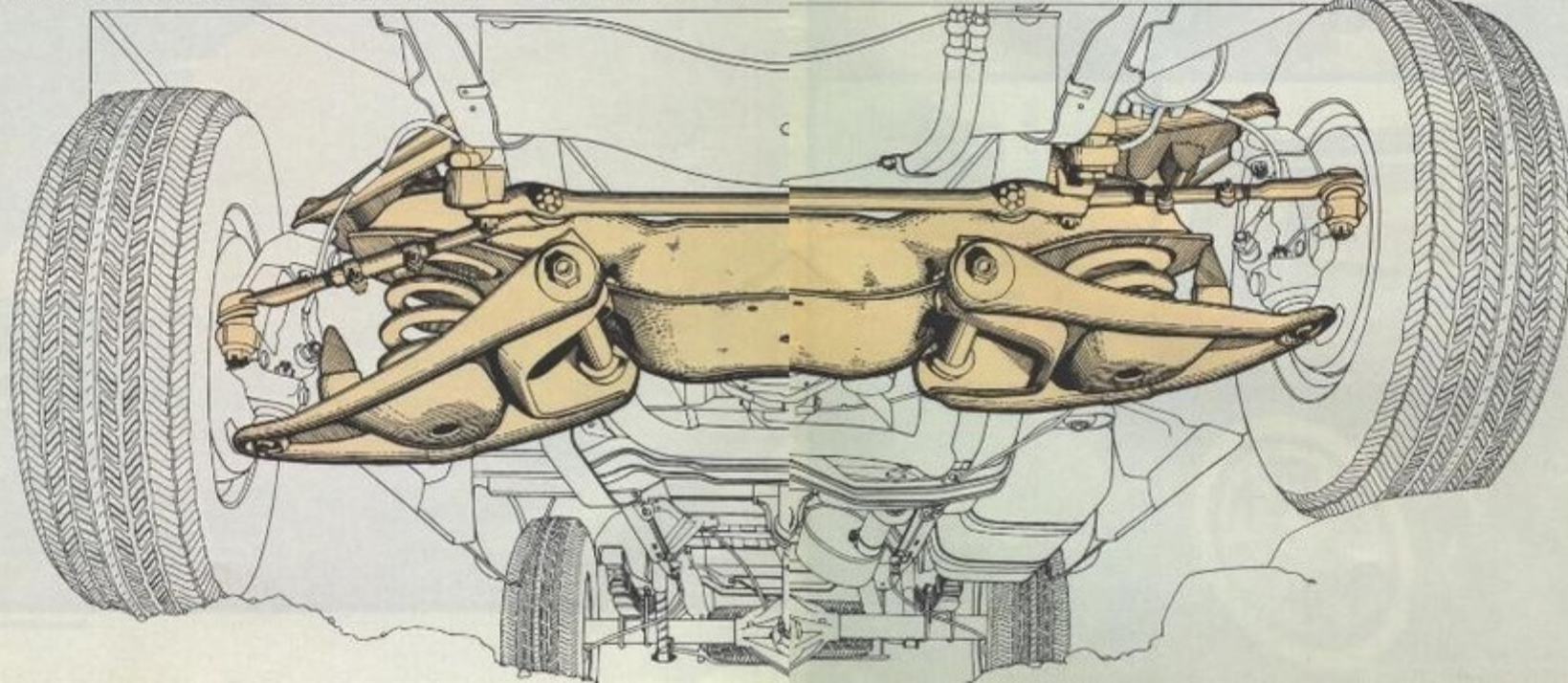
	2-WHEEL DRIVE					4-WHEEL DRIVE				Bonus/Crew Cab		
	C10	C10 DIESEL	C20	C20 HD	C30	K10	K20	K20 HD	K30	C20	C30	K30
Brakes, Vacuum Power	X											
Brakes, Heavy-Duty Power	X	X	X									
Camper Body Wiring Harness			X	X	X		X	X	X	X	X	X
Dual Exhaust System									X		X	X
Dual Rear Wheels									X		X	X
Front Tow Hooks						X	X	X	X		X	X
Front Quad Shocks						X	X	X	X		X	X
Front Stabilizer Bar	X	X	X		X						X	X
Fuel Tank Stone Shield						X	X	X	X			
Heavy-Duty Front Stabilizer Bar			X	X	X					X	X	
Heavy-Duty Front Springs	X		X					X				
Rear Springs												
Extra Capacity Rear Springs	X	X	X				X					X
Extra High Capacity Rear Springs												X
Heavy-Duty Rear Springs	X	X	X									X
Main and Aux. Rear Springs						X			X		X	X
Power Steering	X		X	X	X					X	X	X
Special Camper Chassis Equipment—Basic					X	X		X	X	X	X	X
Special Camper Chassis Equipment—Deluxe				X	X			X	X	X	X	X
Special Commercial Chassis Equipment					X							X

NEW DELCO FREEDOM II BATTERY.

Standard battery has improved lighter weight case material. Never needs water added. Has lead-calcium



grids that virtually eliminate overcharge and self-discharge. With built-in test hydrometer and corrosion-protected terminals.



APPEARANCE AND CONVENIENCE OPTIONS

OPTIONS AVAILABLE ON ALL MODELS

Air Conditioning	Electric Clock
Bright Metal Wheel Covers	Gages:
Bright Metal Wheel Trim Rings	Voltmeter, Temperature and Oil Pressure
Bumpers:	Headlamp Warning Buzzer
Chromed Front Bumper	** Halogen Hi-Beam Headlamps
Chromed Front Bumper Guards	Intermittent Windshield Wipers
Chromed Rear Bumper	Mirrors:
Chromed Rear Step Bumper	Painted Below Eyeline Mirror
Deluxe Front Bumper	Stainless Steel Below Eyeline Mirror
Deluxe Rear Bumper	Stainless Steel Camper Mirror
Painted Rear Step Bumper	Visor Mirror
Cargo Area Lamp	Moldings:
Cigarette Lighter	Body Moldings—Black
Color-Keyed Floor Mats	Body Moldings—Bright
Comfortilt Steering Wheel	Custom Molding Package—Black
Custom Steering Wheel	Deluxe Molding Package—Bright
Deluxe Front Appearance Package	
Deluxe Instrument Panel	
Dome Lamp	

Door Edge Guards
Wheel Opening Moldings

Paint Options:
Conventional Two-Tone Paint

Deluxe Two-Tone Paint
Exterior Decor Package
Special Two-Tone Paint

Pickup Box Side Rails

Delco Radios & Accessories:
AM Radio
AM/FM Radio
AM/FM Radio w/CB & Antenna
Windshield Antenna

Roof Marker Lamps
Sliding Rear Window
Spare Tire Carrier/Glide-Out
Spare Tire Carrier—Side Mounted

*Tachometer
Tinted Glass

[†]Except K30 models

*Except Diesel Pickup

** Available with Deluxe Front Appearance Package only.

OPTIONS AVAILABLE ONLY ON MODELS AS LISTED AT RIGHT.

	2-WHEEL DRIVE					4-WHEEL DRIVE				Bonus/ Crew Cab		
	C10	C10 DIESEL	C20	C20 HD	C30	K10	K20	K20 HD	K30	C20	C30	K30
AM/FM Stereo Radio	X	X	X	X	X	X	X	X	X			
AM/FM Stereo Radio w/Cassette Tape	X	X	X	X	X	X	X	X	X			
AM/FM Stereo Radio w/8-Track Tape	X	X	X	X	X	X	X	X	X			
Chevy Sport Package						X						
High-Back Bucket Seats	X	X	X	X	X	X	X	X	X			
Operating Convenience Package	X	X	X	X	X	X	X	X	X			
Power Door Locks	X	X	X	X	X	X	X	X	X			
Power Windows	X	X	X	X	X	X	X	X	X			
Painted West Coast Mirrors					X				X		X	X
Rear Bench Seat										X	X	X
Wheels, Aluminum	X	X				X						
Wheels, Rally	X	X				X						
Wheels, Styled	X	X				X						

The GM Continuous Protection Plan. It offers service protection in addition to that provided by GM's new vehicle limited warranty. Available only in the U.S. and Canada for the 1981 model year. Ask your dealer about it.

A WORD ABOUT ASSEMBLY, COMPONENTS AND OPTIONAL EQUIPMENT IN THESE CHEVROLET PRODUCTS.

The Chevy Pickups described in this brochure (Series C10, C20 and C30; K10, K20 and K30) are assembled at facilities of General Motors Corporation operated by Chevrolet Motor Division, GM Assembly Division and GM of Canada. These vehicles incorporate thousands of different components produced by

various divisions of General Motors and by various suppliers to General Motors. From time to time during the manufacturing process it may be necessary, in order to meet public demand for particular vehicles or equipment, or to meet federally mandated emissions, safety and fuel economy requirements, or for other reasons, to produce Chevrolet products with different components or differently sourced components than initially scheduled. All such

components have been approved for use in Chevrolet products and will provide the quality performance associated with the Chevrolet name.

With respect to extra cost optional equipment, make certain you specify the type of equipment you desire on your vehicle when ordering it from your dealer. Some options may be unavailable when your vehicle is built. Your dealer receives advice regarding current availability of options. You may ask your

dealer for this information. GM also requests the dealer to advise you if an option you ordered is unavailable. We suggest that you verify that your vehicle includes the optional equipment you ordered or, if there are any changes, that they are acceptable to you.

These vehicles are also available from GMC dealers under the GMC nameplate (GMC Pickup Series C1500, C2500 and C3500; K1500, K2500 and K3500).

SPECIFICATIONS

SERIES	TWO-WHEEL DRIVE							FOUR-WHEEL DRIVE				
	C10	C10 DIESEL	C20	C20 HD(CBP)	C20	C30	C30	K10	K20	K20 HD(CPB)	K30	
CAB TYPE	CONV.	CONV.	CONV.	CONV.	BONUS/CREW	CONV.	BONUS/CREW	CONV.	CONV.	CONV.	CONV./BONUS/CREW	
GVW RANGE (LB.)	4,700 TO 6,100	5,200 TO 6,100	7,200 TO 7,500	8,600	8,600	9,000 TO 10,000	9,000 TO 10,000	6,100	6,600	6,600	9,200 TO 10,000	
ENGINE — LITER (CU. IN.)	STD. 4.1(250)L6 OPT. 5.0(305)V8	5.7 V8	4.1(250)L6 5.0(305)V8*	4.8(292)L6 5.7(350)V8	4.8(292)L6 5.7(350)V8	4.8(292)L6 5.7(350)V8	4.8(292)L6 5.7(350)V8	4.1(250)L6▲ 5.0(305)V8▲	5.7(350)V8	4.8(292)L6 5.7(350)V8	4.8(292)L6 5.7(350)V8	
FRONT SUSPENSION	TYPE/SPRINGS	INDEPENDENT COIL SPRINGS	INDEPENDENT COIL SPRINGS			INDEPENDENT COIL SPRINGS		HYPOID DRIVING AXLE — LEAF SPRING				
	CAPACITY (LB.)	2,950	3,400	3,800	3,800	3,800	4,000	3,600	3,800	3,800	4,500	
	STD. SPRING CAPACITY (LB.)	1,475	1,700	1,750	1,900	1,900	1,900	2,000	1,850	1,850	1,850	2,250
	OPT. SPRING CAPACITY (LB.)	1,625	—	—	—	—	2,000	—	—	—	—	—
REAR SUSPENSION	AXLE TYPE	SEMI-FLOATING**			FULL-FLOATING		SEMI-FLOATING		FULL-FLOATING			
	AXLE CAPACITY (LB.)	3,750	3,750	6,000	6,000	7,500	7,500	3,750	6,000	6,000	7,500	
	STD. RATIOS	2.73	2.73	3.42	4.10	4.10	4.10	3.73	3.42	4.10	4.56	
	OPT. RATIOS	2.56	3.08	3.23	3.21	3.21	3.21	2.56	3.23	3.73	3.73	
		3.08	—	3.73	3.42	3.73	3.73	2.73	3.73	—	4.10	
		3.73	—	—	3.56	4.56	4.56	3.08	—	—	—	
		—	—	—	—	—	—	3.42	—	—	—	
	SPRINGS TYPE	TWO-STAGE MULTI-LEAF		TWO-STAGE MULTI-LEAF		TWO-ST. MULTI-LEAF		TWO-STAGE MULTI-LEAF				
	STD. SPRING CAPACITY (LB.) EA.	1,550	1,550	2,000	3,000	3,000	3,500	3,500	1,875	2,000	3,000	3,500
	OPT. SPRING CAPACITY (LB.) EA.	1,750	2,000	2,600	—	—	3,750	3,750	—	—	—	3,750
		2,000	—	—	—	—	—	—	—	—	—	
BRAKES	DISC/DRUM	MANUAL	POWER	POWER		POWER		POWER				
ELECTRICAL	BATTERY (CCA)*	315	(2) 550 ea	370		370	370	315	370	370	370	
	GENERATOR (AMP)	37	63	37		37	37	37	37	37	37	
FUEL TANK (GAL.) NOM. CAPACITY	STD.	#16-20	#16-20	20	20	20		#16-20	20	20	20	
	OPT. (AUX.)	#16	#16	#16	20	20		#16	#16	20	20	
STEERING	STD.	MANUAL	POWER	MANUAL		MANUAL		POWER	POWER	POWER	POWER	
	OPT.	POWER	—	POWER		POWER		—	—	—	—	
TRANSMISSION	STD.	3-SPD.	AUTOMATIC	3-SPD.	3-SPD.	4-SPD.	4-SPD.	4-SPD.	3-SPD.	3-SPD.	3-SPD.	4-SPD.
	OPT.	4-SPD.	—	4-SPD.	4-SPD.	AUTO.	AUTOMATIC	4-SPD.	* 4-SPD.	4-SPD.	AUTOMATIC	
		AUTO-MATIC	—	AUTO-MATIC	AUTO-MATIC	—	—	AUTO-MATIC	AUTO-MATIC	AUTO-MATIC	AUTO-MATIC	—
TRANSFER CASE	MAN. TRANS.	—	—	—	—	—	—	CONVENTIONAL NP 208*			NP 205	
	AUTO. TRANS.	—	—	—	—	—	—	CONVENTIONAL NP 208*			NP 205	
TIRE SIZE TUBELESS	STD.	FR78-15B	FR78-15B	8.75R-16 5C	9.50-16 5	9.50-16 5D	9.50-16 5E	P235/75R-15	8.75R-16 5C	9.50-16 5D	9.50-16 5D	
	OPT.	LARGER SIZE TUBELESS AND TUBE-TYPE TIRES										

* 16-gallon tank on 117.5" WB models and 20 gallons on all other models.

** Full-Floating axle included with 7.4L (454) V8 engine.

▲ Not available in California. #2 16-gallon tanks.

Tire load range — B (4PR), C (6PR), D (8PR), E (10PR). In California, see your Chevy dealer for engine availability.

* 4-Bbl. carburetor with Electronic Spark Control.

▲ Cold Cranking Amps @ 0°F.

* Includes Automatic Locking front hubs.

COLORS

Frost White	Light Blue Metallic	Santa Fe Tan	Cardinal Red	New Light Silver Metallic
Nordic Blue Metallic	New Dark Chestnut Metallic	Midnight Black	New Charcoal Metallic	Emerald Green
Carmine Red	Medium Blue	New Colonial Yellow	Dark Carmine Red	Burnt Orange Metallic



NEW SPECIAL TWO-TONE*

Includes new body side/wheel opening moldings, bright trim for standard marker and tail-lights, second two-tone color below side and rear moldings. Shown on Fleetside with optional Scottsdale trim package.

NEW DELUXE TWO-TONE*

Includes Special Two-Tone paint option with the second two-tone color on roof and cab back panel down to the new bright beltline moldings. Shown on Fleetside with optional Cheyenne trim package.

NEW EXTERIOR DECOR PKG.*

Includes Special Two-Tone paint option, new dual-tone body side/rear tape striping keyed to body color; new hood ornament; secondary color between decal stripes and moldings. Shown on Fleetside with optional Silverado trim package.

SPORT PACKAGE**

Requires optional Scottsdale trim. Includes new Chevy Sport Two-Tone paint, striping, hood emblem, black painted grille and headlamp bezels, dual rectangular headlamps. Plus body-colored bumpers with black impact strips (no strips on Stepside), extra-thick floor insulation, color-keyed carpeting.

* Available on Fleetside with single rear wheels.

** Available on C and K10 Fleetside and Stepside models with 6 1/2-ft. box and optional Scottsdale trim. Shown on K10.