


GMC
TRUCK

**V-PICKUP
V-JIMMY
SUBURBAN
BONUS/CREW CAB**





Series C-1500 Sierra Classic Suburban with available Exterior Decor Package and other equipment. Tires are supplied by various manufacturers.

GMC SUBURBAN POWER TRUCK

THE TRAILERING LEADER

GMC Truck's Suburban is one of the world's leading towing vehicles. It's easy to see why. In this era of downsized vehicles with smaller engines, Suburban is one of the few vehicles to offer full-size roominess and comfort, plus full-size V8 power for pulling big trailer loads.

A properly equipped GMC Truck Suburban can handle big trailers with ease. A Series R-2500 2-WD Suburban with available 7.4 Liter V8 gasoline engine, 4.10:1 rear axle ratio, and proper trailering equipment can tow up to 9500 lb. Its Gross Combination Weight Rating (GCWR) is 16,000 lb, including Suburban, passengers, trailer, cargo and equipment. See page 16.

VERSATILE HAULER

Suburban is built tough, the way you expect a truck to be, with a strong, separate ladder frame. Above the frame is a full-size wagon that's perfectly competent in carrying people and cargo. Equipped with available center and rear bench seats, it can carry up to nine adults, with 40.8 cu ft left over for baggage. With seats for six, you still have 104.4 cu ft for cargo. With the rear seat removed and the center seat folded, there's an 8' 2" floor with 167 cubic feet of cargo space. Suburban hauls truck-size payloads, too, when properly equipped (payload includes weight of optional equipment, occupants, and cargo).

4-WHEEL DRIVE AVAILABLE

Unlike most other wagons, Suburban is also available with 4-wheel drive, which makes it even more versatile for recreational or commercial use. It can carry people, tools, or equipment virtually anywhere. And 4-WD gives you superb traction when trailering. See page 14.

THREE POWER CHOICES

Power comes from a choice of two big gasoline V8s — 5.7L or 7.4L — both with electronic fuel-injected, contemporary design. Or choose the 6.9L V8 diesel — another powerful, modern engine.

A VERY CIVILIZED WAGON

For all its truck-tough ways, Suburban comes across as a very pleasant and comfortable wagon to ride in. It has a passenger car's luxury, quietness, and smooth ride.

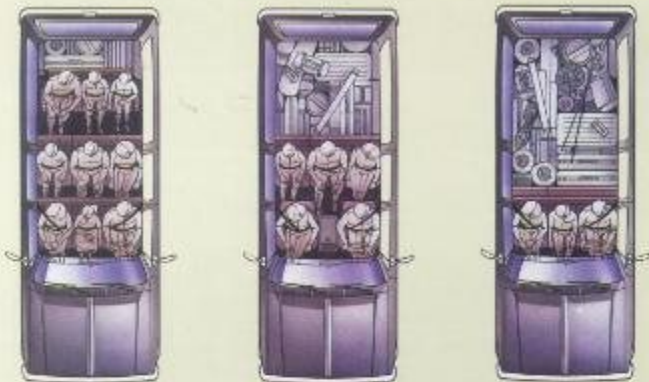
Power steering, power brakes, steel-belted radial tires, and Delco Freedom II+ batteries are all standard. Standard, too, for 1988 are the gage package with new trip odometer, painted below eyeliner outside mirrors, cigarette lighter, dual horns, AM radio (may be deleted for credit), heavy-duty front heater, Custom Vinyl trim, and a big 31-gallon fuel tank for more range.

Suburban...first choice for trailering



INDEX

SUBURBAN: Pages 2-5
 V-JIMMY: Pages 6-9
 BONUS/CREW CAB: Pages 10-13
 4-WHEEL DRIVE: Page 14
 ENGINES: Page 15
 OPTIONS: Pages 16-17
 EQUIPMENT, COLORS,
 TECHNICAL DATA: Pages 18-19



9-person seating with standard front bench seat and available center and rear bench seats

5-person seating with available front bucket seats and center bench seat

3-person seating with standard front bench seat

GMC TRUCK FULL-SIZE SUBURBAN

TWO HANDSOME INTERIORS

There's High Sierra trim, now standard (replaces former Sierra trim) and with Custom Vinyl seat upholstery and other niceties included. Or choose the uplevel Sierra Classic treatment that also has been upgraded. The full-size comfort begins with the standard 3-passenger front bench seat. Or you can order two available high-back reclining front bucket seats on Sierra Classic models. Two available 3-passenger rear bench seats can increase seating capacity to nine persons.

STANDARD HIGH SIERRA TRIM

High Sierra, our new upgraded standard interior, presents a very comfortable but practical environment. There's a deep-foam bench seat up front and available rear seats. They're covered in your choice of Blue or new Saddle color Custom Vinyl. Custom Cloth trim is available. Other standard features include: color-keyed dual sunshades; door trim panels with integral armrests; cockpit-type instrument cluster with gage package; heavy-duty front heater; tinted windows all-around; full-length insulated headliner; full-length color-keyed rubber floor covering; and front and rear dome lamps with door switches. Moldings and bright trim dress up the exterior.

SIERRA CLASSIC

This available luxury trim adds more beauty and convenience in 1988. Outside, are dual halogen headlamps, Rally wheels, and bright moldings. Inside, are a deluxe instrument panel, carpeting, custom steering wheel, visor mirror, headlamp warning buzzer, power door locks, and passenger assist straps at out-board front and center seating positions. Select Custom Cloth or Custom Vinyl seat trim in four color choices: Blue, Saddle, Burgundy or Slate Gray, depending on seat and fabric. See page 18 for more details.



Sierra Classic interior shown with available seating and Custom Cloth seat trim



Sierra Classic instrument cluster with standard gage package and new trip odometer

High Sierra interior shown with Custom Vinyl seat trim



STANDARD PAINT COLORS
Suburban offers 10 solid paint colors, four of which are new. See page 19.



SPECIAL TWO-TONE
This available two-tone includes a distinctive two-tone paint treatment plus bright wheel opening moldings on Sierra models.



EXTERIOR DECOR PACKAGE
This available package includes the moldings described above plus upper body side and rear decal stripes coordinated to your choice of 49 two-tone paint combinations.



Sierra Classic V-Jimmy with 6.2L diesel engine and other available equipment. Tires are supplied by various manufacturers.

GMC TRUCK **BIG 4-WD V-JIMMY**

HEFTY HAULER

When it comes to a big, brawny sport utility vehicle, it's pretty hard to beat GMC Truck's V-Jimmy. It's roomy and powerful and goes almost anywhere because 4-wheel drive is standard. From its 106.5" wheelbase to its big strong V8, V-Jimmy gives you a lot of truck that can cover a lot of tough ground and still fit various applications.

MEETS MANY USES

V-Jimmy can carry people and gear in and around town and to out-of-the-way places. And it makes a great trailering vehicle that's very maneuverable and has great traction thanks to 4-wheel drive.

Inside, V-Jimmy can seat five persons with the available rear seat folded down. With the rear seat folded up, there's 51.5 cu ft for cargo — or 106.5 cu ft with no rear seat, on a load floor that's 6'4" long. As for muscle, the standard GVW rating is a whopping 6100 lb with a hefty 1708 lb maximum payload on gasoline engine models

(payload includes weight of optional equipment, occupants, and cargo). That's space and load-carrying capacity you just can't get in smaller wagons or compact utility trucks.

MORE STANDARD POWER

To go along with V-Jimmy's macho image, standard power has been upgraded to the 5.7L gasoline V8 with 210 SAE net horsepower. It's a modern engine with Electronic Fuel Injection for efficiency and easy starting. Also available is a 6.2L V8 diesel, except in California.

MORE STANDARD FEATURES

Standard features include power steering, power brakes, steel-belted radial-ply All Seasons tires, and leaf springs front and rear. Also standard for 1988 are a gage package with new trip odometer, Custom Vinyl seat trim, heavy-duty heater, painted below eyeliner outside mirrors, and a 31-gallon fuel tank for more range.



Sierra Classic V-Jimmy with available Exterior Decor Package and other equipment. Tires are supplied by various manufacturers.



Sierra Classic interior with Custom Cloth reclining bucket seats in new Saddle color

STANDARD PAINT COLORS

Choice of ten standard solid paint colors for 1988. See page 19. Hardtop and cab roof are available in six colors: White, Steel Gray, Black, Blue, Tan, or Dark Brown.



AVAILABLE SPECIAL TWO-TONE

Now with 49 two-tone color combinations. Includes body side, rear, and bright wheel opening moldings, plus bright side marker and taillamp trim on Sierra.



AVAILABLE EXTERIOR DECOR PACKAGE

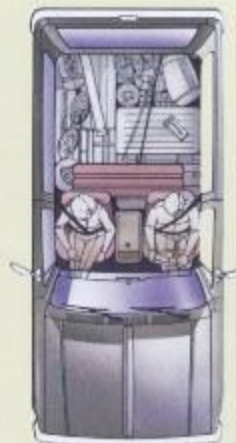
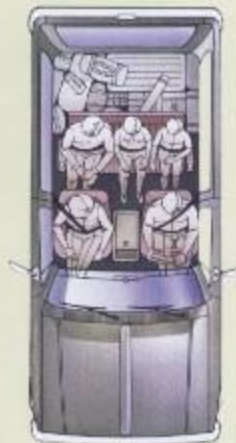
In 30 two-tone color choices for '88. Includes, on Sierra, same moldings and lamp trim as in Special Two-Tone above, plus dual-tone decal striping on body sides and across rear of vehicle.



Sierra Classic interior with Burgundy Custom Cloth seat trim



With available 5-person seating, there's still plenty of load space behind the rear seat.



Even with the available rear seat folded there's a maximum of 106.5 cubic feet of load space.

GMC V-JIMMY LUXURY TRUCK

Sierra Classic instrument panel trim with standard gage-type cluster package



TWO ELEGANT INTERIORS

V-Jimmy offers two rich interiors. One is very practical and washable for rugged off-road duty. The other offers exceptional elegance.

STANDARD SIERRA TRIM

Has unusual comfort and luxury for a standard interior. Features foam-cushioned, high-back bucket seats. The passenger seat slides forward to provide easy entry to the rear compartment. Custom Vinyl upholstery is standard this year for a rich but practical seat trim. Practical, too, is the washable rubber floor covering. Other new standard features include: cigarette lighter, AM radio (may be deleted for credit), gage package with trip odometer, heavy-duty heater, and dual horns.

SIERRA CLASSIC TRIM

The available top-level package offers Custom Cloth or Custom Vinyl seat upholstery in four colors: Blue, Burgundy, Slate Gray, and the new Saddle. Bucket seats have reclining seatbacks. A center console and front floor carpeting are included. The entire floor is carpeted when the available rear seat is ordered.

Also included are a deluxe instrument panel, custom steering wheel, and new color-keyed front compartment cloth headliner and related moldings. Other new standard features include: headlamp warning buzzer, electric tailgate window, and passenger assist straps at outboard seating positions. Doors have full trim panels, padded armrests, map pockets, and door closing assist straps. Rear sidewalls are trimmed.

SIERRA CLASSIC EXTERIOR

Outside, Sierra Classic sports a deluxe front end treatment with new dual halogen headlamps and bright-trimmed grille emblem. Bright moldings embellish the body sides, rear, and the wheel openings. Rally wheels are standard. Front side marker lamps and taillamps have bright trim.

Sierra Classic interior with available rear seat in Custom Cloth trim





Series 3500 4-WD Crew Cab Wideside Pickup with available dual rear wheels and other equipment

GMC TRUCK **BONUS/CREW CAB - 4-DOOR VERSATILITY**

THE BIG CAPACITY PICKUP

GMC Truck's Bonus/Crew Cab Pickups (and Cab & Chassis) fill an important niche in trucking. They're big-capacity trucks. Big on passenger or cargo room and with the easy access of four doors. Crew Cabs have full-size, stretch-out room for six adults. They're big on payload and GVWR. And they're big on cargo room with an 8-foot-long pickup box in back. The Bonus Cab model is the same as the four-door Crew Cab but with no seat in back. It offers 55.8 cubic feet of lockable cargo space behind the front seat.

PERFECT FOR SO MANY TOUGH JOBS

Rural families, sportsmen, work crews, and trailering enthusiasts all find the Bonus/Crew Cab ideal for their use. That's because these big, strong trucks are exceptionally roomy for people and cargo. The big pickup box in back not only offers 74.3 cubic feet for cargo but can easily accommodate a fifth-wheel hitch for pulling a big commercial, recreational, horse or boat trailer. The box

can also be covered with a shell, or take on a slide-on camper coach.

MAXIMUM PAYLOADS OVER 2-1/2 TONS

Both three-quarter and one-ton versions of the GMC Truck Bonus/Crew Cab Pickup offer high GVWR capacities for impressive payloads (payload includes weight of optional equipment, occupants, and cargo). Both are available with 2-wheel drive, and 1-ton versions are also available with 4-wheel drive.

For example, the maximum payload on R-2500 single-rear-wheel Pickup models is 3806 lb for the Bonus Cab version and 3744 lb for the Crew Cab. Add dual rear wheels to the 1-ton 3500 Series, and you really increase maximum payload. On 2-wheel drive R-3500 models, it's 5017 lb for the Bonus Cab and 4955 lb for Crew Cab. For 4-wheel drive V-3500 models with dual rear wheels, the maximum payload is 5408 lb for Bonus Cab and 4446 lb for Crew Cab Pickups. These "Heavy Haulers" have a 10,000 lb GVW rating.

Pickups have full-size, 8-foot-long Wideside pickup box in back.

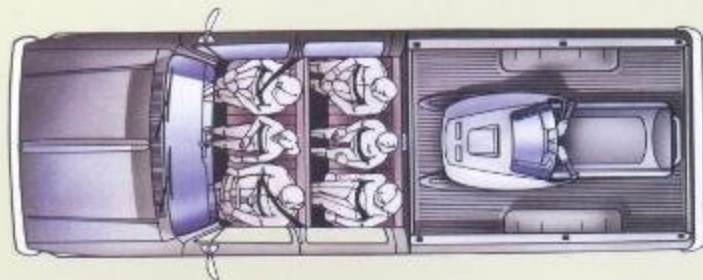


A GREAT TOW VEHICLE

The trailering ability of these GMC trucks when properly equipped is just as outstanding. Add dual rear wheels to the R&V-3500 Pickup, and you can tow 10,000 lb with a regular hitch. Add a fifth-wheel hitch, and the trailering capacity goes up to 13,500 lb with a R-3500 Pickup and 13,000 lb for the 4-wheel drive V-3500.

TAILOR-MADE ENGINES

The proven 4.8L carbureted Six is the standard gasoline engine on Bonus/Crew Cab Pickups and Cab & Chassis of 10,000 lb GVWR and below, except in California; 5.7L and 7.4L fuel-injected gasoline V8s are available. A 5.7L carbureted V8 is standard on R-3500 C7C 10,500 lb GVWR and V-3500 C7E 11,000 lb GVWR Cab & Chassis models, and a 7.4L carbureted V8 is available; neither model is available in California. A 6.2L V8 diesel is standard on all diesel engine models.



Crew Cab Pickups have both room for six and a spacious 8-foot-long pickup box.



Sierra Classic Crew Cab interior with Custom Cloth seat trim

GMC
TRUCK

BONUS/CREW CAB - SPACE FOR SIX

CHOICE OF THREE INTERIORS

For a truck so functional and practical, GMC Truck's Bonus/Crew Cab offers a surprising number of trim levels and options. (See pages 16-17 for options, and pages 18-19 for standard and available equipment.)

All trim levels are available for both the Crew Cab and the Bonus Cab (which does not have the rear seat). All trims are available for Pickups and Cab & Chassis in both 2- and 4-wheel drive versions. And all come in three interior color selections — Blue, Burgundy, and the new Saddle.

STANDARD SIERRA

This handsome interior features deep-foam bench seats (front only on Bonus Cab), now covered in rich Custom Vinyl for 1988. There are many color-coordinated details not usually found in standard models. These include: dual padded armrests, dual padded sunshades, embossed door trim panels, and padded instrument panel pad. Floor covering is embossed black rubber. Gage package with trip odometer, AM radio with mast-type antenna (may be deleted for credit), painted below eyeline outside rearview mirrors, and heavy-duty heater are new standards for '88. Also, power steering is now standard on gasoline engine Series R-2500/3500 models, making it standard on all models.

HIGH SIERRA

The available midlevel trim features bench seats covered in Custom Vinyl. Custom Cloth is available. There's a full-length insulated headliner and color-keyed rubber floor

covering (black rubber for Bonus Cab rear floor). Front door switches operate dome and interior lights. Also included are cigarette lighter, illuminated front ashtray, plus ashtrays in the rear doors. Black body side and rear moldings are included on single-rear-wheel models.

SIERRA CLASSIC

The top-of-the-line trim offers a choice of Custom Cloth or Custom Vinyl seat upholstery. Underneath is plush wall-to-wall carpeting (front compartment only in Bonus Cabs). Overhead is a cloth-covered insulated headliner. Vinyl door trim panels include appliques with brushed pewter-tone finish, color-keyed cloth inserts, and carpet trim. An assist strap and storage pocket are on both front doors. Other conveniences include right visor vanity mirror, dome lamp, cigarette lighter, illuminated ashtray, door switches for interior lights, and new headlamp warning buzzer.

The exterior includes Deluxe Front Appearance with new quad high- and low-beam halogen headlamps; bright cab back panel and tailgate appliques; additional insulation; and bright side, rear, and wheel opening moldings on single-rear-wheel models.

SPECIAL CHASSIS EQUIPMENT

A Camper Special Chassis Equipment package is available for Pickups that carry a slide-on camper body. A similar Commercial Special Chassis Equipment package is also available.



High Sierra Bonus Cab interior with Custom Cloth seat trim



Sierra Classic instrument cluster with brushed pewter-tone trim and standard gage package



Suburban

GMC 4-WD TRACTION TRUCK

V-Jimmy



Regular Cab V-Pickup with standard dual rear wheels

WIDEN YOUR RANGE

4-wheel drive lets you shift into extra traction for work or fun in off-road driving. And you get sure-footed performance in snow and rain and when climbing hills. V-Jimmy and the Regular Cab V-Pickup have 4-WD standard. Suburbans and Bonus/Crew Cabs can be ordered as 4-WD models. For 1988 front springs and shackles are revised for added ride smoothness.

MANUAL OR AUTOMATIC HUBS

The standard 4-WD system features dependable manual locking front wheel hubs that freewheel in 2-WD for highway cruising. They can be quickly locked into 4-WD to cover difficult terrain or engage in such rugged work as snowplowing.

If you face few heavy-duty low-traction situations, you may prefer the convenience of available automatic locking hubs (for V-Jimmy or Suburban only). They permit no-stop shifting into 4-WD inside the cab at speeds up to 25 mph.

HEAVY-DUTY EQUIPMENT

For tackling really rugged work, you may wish to add available equipment, such as heavy-duty front springs (except Bonus/Crew Cab), a Front Quad Shock package (except Bonus/Crew Cab), a limited-slip rear axle, and stone shields for the fuel tank and transfer case.

BIG, POWERFUL ENGINES

GMC R&V models have strong engines that are tailor-made for the truck and its applications. All have high-capacity Delco Freedom II+ batteries and Delco-tron generators. Computer-controlled Electronic Fuel Injection is featured on the 5.7L and 7.4L gasoline engines for models of 10,000 lb GVWR and below.

4.8L (292 CID) Six. This proven carbureted engine turns out 210 lb/ft of torque at only 800 rpm for long life. It's standard on R&V Bonus/Crew Cab Pickups and Cab & Chassis of 10,000 lb GVWR and below, except in California.

5.7L (350 CID) 4-BBL V8. With heavy-duty emissions, this 4-barrel carbureted engine is standard on R&V-3500 Bonus/Crew Cab Pickups and Cab & Chassis with the C7C 10,500 and C7E 11,000 lb GVWRs, except in California. A 7.4L carbureted V8 is also available for these models, except in California.

5.7L (350 CID) EFI V8. An efficient, electronic fuel injected engine that's standard on Suburban and V-Jimmy. It's also available on Bonus/Crew Cab Pickups and Cab & Chassis of 10,000 lb GVWR and below.

POWER

7.4L (454 CID) EFI V8. Another fuel-injected engine that's available in all states on Series R-2500 Suburbans and all Bonus/Crew Cabs except the C7C 10,500 and C7E 11,000 lb GVWR Cab & Chassis models. It's a proven performer for heavy load applications, as in trailering.


6.2L (379 CID) V8 Diesel. Standard for all diesel models. This truck-tough V8 combines heavy work capability with diesel efficiency.

GM-CAMS Maintenance System

GM's total computerized diagnostic and repair resources are ready to help with your individual truck gasoline engine problems, should they occur. Ask your participating GMC Dealer for details.

A WORD ABOUT ENGINES

GMC Trucks are equipped with engines produced by GM or suppliers to GM worldwide.



A. 4.8L 4-Bbl Carbureted Six
B. 7.4L Fuel Injected V8
C. 6.2L V8 Diesel

ENGINE TECHNICAL DATA

DISPLACEMENT/TYPE	GASOLINE					DIESEL	
	4.8L I6	5.7L V8	7.4L V8	5.7L V8	7.4L V8	6.2L V8	
ORDERING CODE	L95 (1) (2)	L79 (2)	LE8 (2)	L05	L19	L16 (2) (3)	LL4 (4)
BORE AND STROKE (in)	3.88 X 4.12	4.00 X 3.48	4.95 X 4.0	4.0 X 3.48	4.95 X 4.0	3.98 X 3.82	
COMPRESSION RATIO	7.8 to 1	8.3 to 1	7.9 to 1	9.3 to 1 (3)	8.6 to 1 (4)	7.9 to 1	
FUEL DELIVERY	1-Bbl Carburetor	4-Bbl Carburetor	4-Bbl Carburetor	Electronic Fuel Injection			Mechanical Fuel Injection
SAE NET HORSEPOWER @ RPM	115 @ 4000	185 @ 4000	230 @ 3800	210 @ 4500	185 @ 4000 (5)	230 @ 3600	130 @ 3600
SAE NET TORQUE (lb/ft) @ RPM	210 @ 800	285 @ 2400	370 @ 9800	300 @ 2800	295 @ 2400 (5)	385 @ 1600	240 @ 9000

1 - Produced by GM de Mexico.
2 - Not available in California.
3 - Models with GVWR's of 8501 lb or below.

4 - Models with GVWR's of 8501 lb or over.
5 - 195 @ 4000 horsepower and 300 @ 2800 torque for R&V-2500 Suburban (except in California).

GMC
TRUCK

POPULAR OPTIONS

Left:
Comfortilt
steering wheel

Center:
Power door locks
and power windows



Above: Front air conditioning

Left: Delco AM/FM stereo radios

Below:
Suburban rear air conditioning



Above: Electronic speed control
and intermittent windshield wipers

V-Jimmy with Trailering
Special Equipment package.
Tires are supplied by
various manufacturers.

WIDE CHOICE

For added driving pleasure and convenience, Suburban, V-Jimmy, and Bonus/Crew Cab models offer a wide variety of quality options. Most of the equipment pictured here is available on all models. Other items are listed in the chart on page 18. Your GMC Truck Dealer can also tell you about dealer-installed accessories.

TRAILERING INFORMATION

GMC Truck's full-size Light Duty Trucks are known for their ability to pull trailers. In fact, Suburban is one of the world's leading towing vehicles. When properly equipped, these are the maximum Gross Combination Weights for the vehicles: V-Jimmy, 12,000 lb; Suburban, 16,000 lb; and Bonus/Crew Cab, 19,000 lb. The weight includes truck, trailer, passengers, cargo, and equipment. The charts below show the maximum allowable Gross Combination Weight Rating (GCWR) based on all standard and available engines and rear axles for these models with automatic transmissions.

Suburban and V-Jimmy can be ordered with a heavy-duty Trailering Special Equipment package that helps equip the vehicle for trailering. This factory-installed package includes:

- Weight-distributing platform hitch: 9500 lb capacity for Suburban, 6000 lb for V-Jimmy
- 7-lead trailer wiring harness
- Engine oil cooler on gasoline models
- Automatic transmission oil cooler


For Crew Cab models, there's a dealer-installed weight-distributing platform trailer hitch with a 7000 lb capacity. Hitches for fifth wheel trailers can be supplied by trailer manufacturers and other sources.

See the '88 GMC Truck Trailering Guide for complete details on requirements for the Trailering Special package plus helpful trailering hints.

GROSS COMBINATION WEIGHT RATING BY ENGINE AND AXLE RATIO FOR AUTOMATIC TRANSMISSIONS

ENGINE	GROSS COMBINATION WEIGHT RATING (lb)			
	9500	10,000	11,000	12,000
4.8L V6 GAS	—	4.56	—	—
5.7L V8 GAS	3.73	—	3.08	3.73
6.9L V8 DIESEL	3.06	—	3.42	3.73
	13,500	14,500	15,000	16,000
ENGINE	GROSS COMBINATION WEIGHT RATING (lb)			
	13,500	14,500	15,000	16,000
5.7L V8 GAS	4.10	—	4.56	—
7.4L V8 GAS	3.42	3.73	—	4.10
6.9L V8 DIESEL	4.56	—	—	4.56


Near right:
Suburban with Trailering
Special Equipment package



Quartz electric clock



Left: Rally wheels



Right: Aluminum wheels

Tires are supplied by
various manufacturers.




Above left: Stainless steel,
below eyeliner mirror

Above right: Power tailgate window
control (Suburban and V-Jimmy)

Near left: Platform trailer hitch

Near right: 4-WD Heavy Hauler
Crew Cab Pickup with fifth
wheel trailer hitch



STANDARD AND AVAILABLE EQUIPMENT

TRIM LEVEL		SIERRA	HIGH SIERRA	SIERRA CLASSIC	
AVAILABILITY	V-Jimmy	Std	—	RPO YEP	
	Suburban	—	Std	RPO YEP	
	Pickup/Cab & Chassis	Std	RPO Z62	RPO YEP	
EXTERIOR APPEARANCE					
GRILLE/HEADLAMP BEZELS	Light/Dark Argent Painted Grille	—	—	—	
	Integral GMC Letters on Grille	—	—	—	
	Bright Applied GMC Letters on Grille	—	—	—	
	Light Argent Painted Bezel for Parking Lamps and Single Headlamps	—	—	—	
	Light Argent Painted Bezel for Dual Headlamps (Parking Lamps Behind Grille) (2)	—	—	—	
ORNAMENTATION	Black Plastic with Bright Trim	—	—	—	
	Bright Plastic with Black Trim	—	—	—	
	Custom Black Plastic with Bright Trim (except Bonus/Crew Cab)	—	—	—	
	Deluxe Bright Plastic with Black Trim	—	—	—	
	Bright Drip Moldings Over Side Doors and Suburban Rear Doors or Tailgate	—	—	—	
	Bright Grille and Headlamp Bezel Outline Moldings	—	—	—	
	Bright Front Side Marker Lamp Trim	—	—	—	
	Bright Tailamp Trim (except Cab & Chassis)	—	—	—	
	Bright Side Rear Clearance Lamp Trim (Dual Rear Wheel Pickup)	—	—	—	
	Bright Cab Back Panel Moldings (Bonus/Crew Cab Models)	—	—	—	
WHEELS/WHEEL TRIM	Bright Metal Hubcaps	—	—	—	
	Bright Metal Wheel Covers (RVW-1500 only)	—	—	—	
	Bright Metal Wheel Covers (R-3500 only)	—	—	—	
	Cast Aluminum Wheels (R-1500 only)	—	—	—	
	Forged Aluminum Wheels (R-1500 Suburban only)	—	—	—	
	Silver Painted Rally Wheels (RVW-1500 only)	—	—	—	
	Special Bright Metal Wheel Covers (RVW-2500 and R-3500 only)	—	—	—	
	White Painted Conventional Wheels (includes spare on RVW-1500)	—	—	—	
	INTERIOR APPEARANCE				
	FLOOR COVERING	Front Compartment	—	—	—
Rear Compartment		—	—	—	
Full-Length (Bonus/Crew Cab & Suburban)		—	—	—	
INSTRUMENT PANEL TRIM	Instrument Cluster Bezel	—	—	—	
	Instrument Panel Pad Applique	—	—	—	
STEERING WHEEL TRIM	Black Horn Button with Red GMC Lettering	—	—	—	
	Black Horn Button with Red GMC Lettering and Bright Trim	—	—	—	
COMFORT/CONVENIENCE/PROTECTION					
ASSIST STRAPS	Suburban: At Outboard Passenger Front and Center Seat Positions	—	—	—	
	Jimmy: At Outboard Passenger Front and Rear Seat Positions	—	—	—	

— Standard
 — Available
 1 - Part of available Deluxe Front Appearance package.
 2 - Includes halogen-type headlamps for both high- and low-beam units.
 3 - Includes bright front side marker lamp trim and tailamp trim.
 4 - Includes bright wheel opening moldings.
 5 - Single rear wheel models only.
 6 - Dual rear wheel models only.
 7 - Color-keyed rubber substituted for diesel engine Bonus/Crew Cab models.
 8 - On Jimmy models with available high-back reclining bucket seats.
 9 - With available rear seat and front compartment carpeting.
 10 - Standard on Jimmy and Suburban models.
 11 - Requires available interior headliner.
 12 - Power door locks standard on Suburban models.
 13 - Bonus Cab only.

EXTERIOR COLORS

NOTE: Due to printing irregularities, colors shown may vary from actual tones. Ask your dealer to show you accurate paint chips and fabric swatches.

* Not available for Bonus/Crew Cabs.

TECHNICAL INFORMATION

MODEL NAME	DRIVE TYPE	SUBURBAN					BONUS/CREW CAB PICKUP AND CHASSIS	
		4-WHEEL	4-WHEEL	4-WHEEL	4-WHEEL	4-WHEEL	4-WHEEL	
SERIES	V-1500 (1)	R-1500	R-2500	R-3500	R-3500	R-3500	R-3500	
ENGINE	(See Page 15. Contact your GMC Truck Dealer for additional powertrain details.)							
FRONT SUSPENSION	Independent Coil Springs (2-Wheel); Salisbury Axle; Leaf Springs (4-Wheel)							
Capacity (lb)	3600	3250 (2)	3800	3800	3800	4000	4500	
Spring Capacity (lb) (2)	Standard 1350 (4)	1605 (5)	1900	1850 (4)	1850	1900	2050	
Shock Absorber Diameter (mm)	Available 9000	—	—	2250	2250	—	—	
Stabilizer Bar Diameter (in)	Standard 25	25	30	30	30	30	30	
Available	16	30	—	30	30	—	—	
Standard	1.25	1.06	1.06	1.05	1.05	1.06	1.25	
Available	—	—	1.25	—	—	1.25	1.06/1.25	
REAR SUSPENSION	Solid Axle; Leaf Springs							
Axle Capacity (lb)	3700	4000	6000	6000	6000	7500	7500	
Spring Capacity (lb) (2)	Standard 1875	2000	3000	3000	3000	3000	3500	
Shock Absorber Diameter (mm)	Standard 85	85	30	85	85	30	30	
Available	151	30	—	151	151	—	—	
SERVICE BRAKES	Hydraulic Front Disc/Rear Drum							
Power Booster Type	Gasoline Vacuum	Hydraulic			Vacuum		Hydraulic	
PARKING BRAKES	Cable to Rear Wheels							
STEERING TYPE	Power							
TIRES	Standard P235/75R15	P235/75R15 (1)	L1725/85R16	P255/75R16 (1)	P275/75R16	L7075/85R16/E		
FUEL TANK CAPACITY (nominal gallons)	Standard 37 (10)	—	Various (Contact Your GMC Truck Dealer)			30	30 (One Additional Tank)	
Available	—	—	—			—	—	
BATTERY	12-Volt, Maintenance-Free							
Cold Cranking Amp Rating	Gasoline Standard 525	Available, 800 (measured with 1.4L V6 Engine)					—	
Generator	Standard 340, Available, 400							
Amp Rating	Standard 26	30	30	30	30	40	40	
With CO2 Air	94 (8)	—	94 (8)	—	—	94 (8)	—	
With CO2 Air	—	—	—	—	—	—	—	
With CO2 Air or CO2 Defogger	—	—	—	—	—	—	—	
With CO2 Air & Cabin Together (CA5)	—	—	—	—	—	—	—	

1 - Diesel models not available in California.
 2 - 3400 lb for diesel models.
 3 - At ground, each.
 4 - 1900 lb for diesel models.
 5 - 1300 lb for diesel models.
 6 - Front Guard Shocks available (four 1/2 in front, two 3/4 in rear).
 7 - Diesel models only.
 8 - Gasoline models only.
 9 - XL type at maximum GVWR.
 10 - Slightly larger for diesel models.

IMPORTANT! A WORD ABOUT THIS CATALOG: We have tried to make this catalog as comprehensive and factual as possible and we hope you find it helpful. However, since the time of printing, some of the information you'll find here may have been updated. Also, some of the equipment shown or described throughout this catalog is available as factory-installed options, as dealer accessories, and as specialized equipment from various independent suppliers at extra cost. Your dealer has details and, before ordering, you should ask him to bring you up-to-date.

The right is reserved to make changes at any time, without notice, in prices, colors, materials, equipment, specifications, and models. Check with your GMC Truck Dealer for complete information.

A WORD ABOUT ASSEMBLY, COMPONENTS, AND OPTIONAL EQUIPMENT IN THESE GMC PRODUCTS: The GMC Trucks described in this catalog are assembled at facilities operated by General Motors. These vehicles incorporate thousands of different components produced by car and truck groups and various component divisions of GM and by various suppliers worldwide to General Motors. From time to time during the manufacturing process, it may be necessary, in order to meet public demand for particular vehicles or equipment, or to meet federally mandated emissions, safety, and fuel economy requirements, or for other reasons, to pro-

duce GM products with different components or differently sourced components than initially scheduled. All such components have been approved for use in GMC Truck products and will provide the quality performance associated with the GMC Truck name.

With respect to extra-cost optional equipment, make certain you specify the type of equipment you desire on your vehicle when ordering it from your dealer. Some options may be unavailable when your truck is built. Your dealer receives advice regarding the current availability of options. You may ask the dealer for this information. GM also requests the dealer to advise you if an option you ordered is unavailable. We suggest that you verify that your truck includes the optional equipment you ordered, or, if there are changes, that they are acceptable to you.

These vehicles also are available under the Chevrolet nameplate (Full-Size Blazer; Series R10, R20, V10, V20 Suburban; Series R20-30 and V30 Bonus/Crew Cab Fleetside Pickup and Chassis-Cab).

A WORD ABOUT UPDATED SERVICE INFORMATION: GMC Truck Division regularly sends its dealers useful service bulletins about GMC Truck products. GMC Truck Division monitors product performance in the field. We then prepare bulletins for servicing our products better. Now you can get these bulletins, too. Ask your dealer. To get ordering information, call toll free 1-800-551-4123.

GMC V-JIMMY, SUBURBAN, TRUCK BONUS/CREW CAB OWNER BENEFITS



V-Jimmy



Suburban



Heavy-Duty Crew Cab Pickup



SALES & SERVICE

LOW MAINTENANCE

The technology that goes into V-Jimmy, Suburban, and Bonus/Crew Cab models has contributed in many ways to reducing the time and effort required for routine service and maintenance. Consider these advanced features:

- Delco Freedom II® battery never needs refilling with water. Has built-in test hydrometer
- Integral voltage regulator is built into standard and available Delco-tron generators. Is transistorized for reliability
- Starter solenoid is integral. Provides positive starter engagement
- Gasoline engine distributor has integral/optional. Eliminates separate maintenance
- Large 5/16" block has tweeter-type fuse removal for easy serviceability
- Headers have heavy-gauge outer shell and are aluminum inside and out for added durability
- Instrument cluster and heating/air conditioning controls are serviceable from the front
- Engine coolant recovery system collects excess coolant in reservoir and returns it to radiator automatically when it cools
- Diesel engine models have water-in-fuel drain provisions
- No-adjustment hydraulic clutch with manual transmissions
- Tires have built-in tread wear indicators
- See-through reservoirs for quick checks of engine coolant, windshield washer fluid, and brake fluid
- No adjustments for idle speed or idle air-fuel mixture on fuel-injected gasoline engines — an on-board computer tunes the engine as you drive
- Ausible pedal wear sensors for front disc brakes for early warning of brake wear
- Self adjusting front and rear brakes.

Shown below are a few of the recommended maintenance intervals for V-Jimmy/Suburban/Crew Cab models with light-duty emissions gasoline engines.

- Change engine oil & filter Every 7,500 miles*
- Replace air filter Every 30,000 miles*
- Change spark plugs Every 30,000 miles*

Replace engine coolant Every 20,000 miles or 24 months*

* More often under certain conditions. See your Maintenance Schedule booklet.

COST OF OWNERSHIP

Efficient, fuel-injected gasoline engines provide economical performance that helps keep down the cost of owning a V-Jimmy, Suburban, or Bonus/Crew Cab. Here are some examples of EPA fuel economy estimates for these engines:

	EPA ESTIMATES	
	Hwy MPG	City MPG
V-JIMMY		
Std 5.7L V8-Std 4-Spd Manual	15	13
Std 5.7L V8-Av4l 4-Spd Auto OD	17	13
B-1500 SUBURBAN		
Std 5.7L V8-Std 4-Spd Auto OD	18	13
V-1500 SUBURBAN		
Std 5.7L V8-Std 4-Spd Manual	14	10
Std 5.7L V8-Av4l 4-Spd Auto OD	16	13

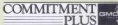
The 1988 V-Jimmy, Suburban, and Bonus/Crew Cab models are carefully designed and built to resist corrosion, so the application of additional rustproofing is neither necessary nor required. GMC Truck's confidence in its extensive anti-corrosion protection is reflected in a new vehicle warranty which includes six-year, 100,000-mile rust-through protection. See information that follows.



The built-in quality of the V-Jimmy, Suburban, and Bonus/Crew Cab is backed by GM's six-year, 60,000-mile Powertrain Warranty and six-year, 100,000-mile outer body rust-through from corrosion protection. Ask your GMC Truck Dealer for terms and conditions of the limited warranty.

The available GM Protection Plan provides additional protection during and after the new vehicle limited warranty. Your GMC Truck Dealer has details.

DEALER SERVICE



Commitment Plus is the most complete joint sales and service customer satisfaction program available on light-duty trucks today. It offers the following benefits:

- A thorough new vehicle inspection
- One full tank of fuel
- Complimentary 3000-mile maintenance service including oil change and oil filter at no extra charge

GMC Truck and GMC Dealerships are truly committed to making GMC Light Duty Trucks easy to live with. Our customers' total satisfaction is indeed our goal!

Applies to retail sales only, but not to Cab & Chassis models nor any Series 3500 Pickup model described in this catalog.

And, when your new V-Jimmy, Suburban, or Bonus/Crew Cab needs service, you can count on the professionals at any of 2300 GMC Light Duty Truck Dealerships.

GMAC

FINANCING & LEASING

When it comes to financing or leasing a new GM vehicle, General Motors Acceptance Corporation can make things easy. With GMAC, the entire transaction is handled right in the dealer's showroom. Rates are competitive, and terms are tailored to fit your circumstances. You can even choose your own monthly payment date.

For many people, leasing a new truck through GMAC is an ideal way to suit their transportation needs. Ask your GMC Truck Dealer for details.



TRUCKS USA
GM/© 1988 USA