

2018 C-HR




 **TOYOTA** | *Let's  
Go  
Places*



# The first-ever Toyota C-HR. Embrace the unexpected.

Distinctive style meets unique spirit in the first-ever 2018 Toyota C-HR. Introducing an edgy new ride that effortlessly takes center stage. Uniquely expressive, C-HR's precision-cut lines let it shine from every angle. Agile handling helps this crossover show off its athletic side, with a driver-focused cockpit that keeps you in command. Best of all, with its standard Toyota Safety Sense™ P (TSS-P)<sup>15</sup> suite of active safety technologies, you'll get a valuable package of safety and cool tech. So embrace and express that bold spirit in the smartest way possible.



—  
“I refused to compromise either design  
or driving performance.”  
— Hiro Koba, C-HR Deputy Chief Engineer  
—



XLE Premium shown in Radiant Green Mica R-Code.<sup>29,30</sup>  
See numbered footnotes in Disclosures section.





# Precision-cut exterior styling.

C-HR's fresh design stands out for all the right reasons — without even trying. Its fit lower body sits atop large-diameter 18-in. wheels to help give this city cruiser one powerful stance. C-HR's higher height and its steeply raked rear window work together to create a sporty, passenger-friendly cabin, as well as a uniquely distinct silhouette. Its standard projector-beam halogen headlights with unique cluster LED Daytime Running Lights (DRL), along with its cantilevered rear spoiler, all add to C-HR's sharp and edgy look and feel. And with its available color options, you can customize your C-HR and really make it your own.





# Diamond-inspired interior.

C-HR's distinctive diamond-like exterior extends inward to its sleek interior texture. When you get in, you're instantly surrounded by a space that's been designed for someone who is really passionate about driving. The interior, which features a standard soft-touch, leather-trimmed steering wheel and satin-plated shift knob, is totally intuitive and further showcases C-HR's signature diamond motif. And C-HR isn't just sleek; it's smart too. An available Smart Key System<sup>14</sup> on its front doors, with Push Button Start, gives you easier access and lets you jump right in, push "Start" and go.




## STANDARD 4.2-IN. MULTI-INFORMATION DISPLAY

Inside the gauge cluster is C-HR's standard 4.2-in. TFT Multi-Information Display, designed to give you all of your go-to information at a glance. See your average fuel economy, outside temperature, driving modes and G-Force Monitor.

## STANDARD AUTO-DIMMING REARVIEW MIRROR WITH INTEGRATED BACKUP CAMERA<sup>12</sup>

C-HR's standard auto-dimming rearview mirror helps reduce that unwanted nighttime glare to help provide a clear view. Included in this mirror is a full-color display that shows what your standard backup camera detects behind you.



## AVAILABLE DRIVER/PASSENGER HEATED SEATS

On XLE Premium, C-HR's sport front bucket seats come with a heating feature that helps you stay at that perfect temperature.



XLE Premium interior shown in Black.

See numbered footnotes in Disclosures section.



INTERIOR COMFORT



XLE Premium interior shown in Black.

See numbered footnotes in Disclosures section.




**STANDARD DUAL ZONE CLIMATE CONTROL**

You're cool. But your friend likes it warm. Well, with C-HR's standard dual zone automatic climate control system, you can both have it your way and ride in total comfort.

**STANDARD ELECTRIC PARKING BRAKE WITH BRAKE HOLD**

You can use the toggle switch to manually activate C-HR's standard Electric Parking Brake, or set it to automatically engage/release the parking brake as you park. This system also includes the convenient Brake Hold feature. Turn it on with the push of a button, and then just drive normally. When you fully stop the car with your foot on the brake pedal while driving, the MID will indicate the Hold function, allowing you to lift your foot off the brake pedal. The car will stay stopped until you press on the accelerator.

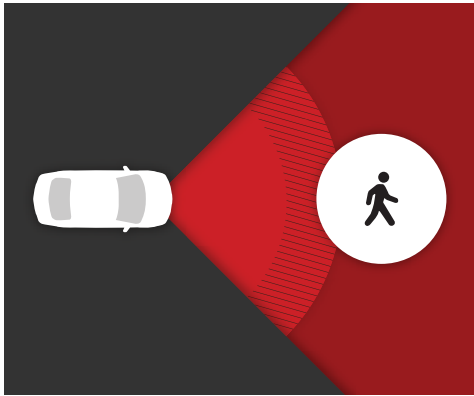


**STANDARD 60/40 SPLIT REAR SEATS**

C-HR's rear hatch opens up to reveal a large cargo space<sup>26</sup> ready to help you transport all your favorite stuff. And with the standard 60/40 split rear seats, you can carry more than before.

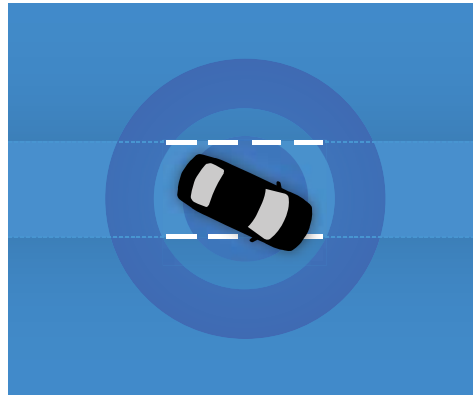
# Innovative safety that's smart and standard.

C-HR looks out for you and your safety. Our newly developed standard Toyota Safety Sense™ P (TSS-P)<sup>15</sup> is an active safety package that combines the Pre-Collision System<sup>11</sup> with Pedestrian Detection<sup>16</sup> (PCS w/PD), Lane Departure Alert with Steering Assist (LDA w/SA),<sup>17</sup> Automatic High Beams (AHB)<sup>18</sup> and Full-Speed Range Dynamic Radar Cruise Control (DRCC)<sup>13</sup> to assist you. TSS-P's comprehensive features create in-the-moment safety designed to support your awareness and decision-making on the road.



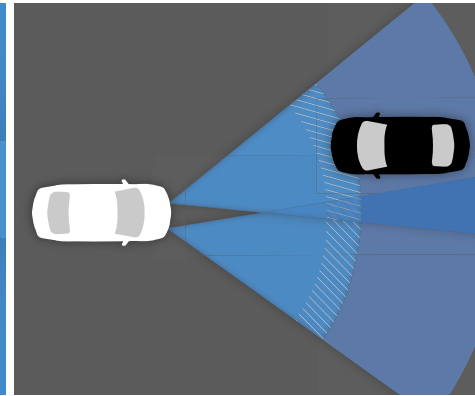
**STANDARD PRE-COLLISION SYSTEM<sup>11</sup> WITH PEDESTRIAN DETECTION<sup>16</sup>**

The standard Pre-Collision System scans the road ahead for potential vehicle collisions, while Pedestrian Detection scans for pedestrians who may inadvertently come into your travel path under certain conditions. If the system detects a potential collision with another vehicle or a pedestrian, an audio/visual alert and braking assistance are automatically activated. Should the driver not respond, this system may automatically apply the brakes.



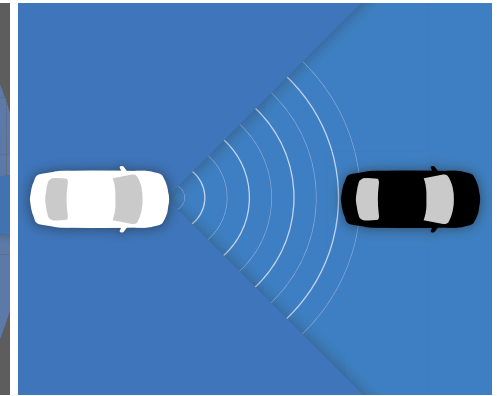
**STANDARD LANE DEPARTURE ALERT WITH STEERING ASSIST<sup>17</sup>**

If an inadvertent lane departure is detected and there are visible lane markings, the Lane Departure Alert system will issue both an audible alert and visual warning on the MID screen. If the system determines that the driver is not taking corrective steering action, the Steering Assist function will initiate and provide gentle corrective steering when necessary to help keep the vehicle in the lane.



**STANDARD AUTOMATIC HIGH BEAMS<sup>18</sup>**

The Automatic High Beam system allows for enhanced visibility, helping make nighttime driving safe. Using a camera to detect an oncoming vehicle's headlights and taillights, Automatic High Beams can switch between high and low beams for you.



**STANDARD FULL-SPEED RANGE DYNAMIC RADAR CRUISE CONTROL<sup>13</sup>**

Standard Full-Speed Range Dynamic Radar Cruise Control takes cruising to the next level. Using forward-sensing radar technology and an intelligent camera, the system is designed to detect the distance of the vehicle traveling directly ahead of you and adjust your speed accordingly, down to a complete stop. It works in light traffic as well, helping you maintain a preset following distance — slowing when the preset distance shortens, then accelerating back to your original cruising speed when the road clears.

STYLISHLY DESIGNED

Edgy and to the point.



**XLE Premium** shown in Silver Knockout Metallic.



# An overachiever.

Born from the ingenuity of a race car driver, C-HR is designed to maximize driving pleasure every time you turn the wheel — whether you're cruising through the city or taking on your favorite winding road. Inside, its comfortable front bucket seats feature deep bolsters to help cradle you in the corners. Under the hood, a 2.0-liter 4-cylinder engine gives you 144 horsepower to play with, giving you the hustle you need to get to your next favorite spot. Throw in a sport-tuned suspension and Continuously Variable Transmission with intelligence and Shift Mode (CVTi-S), and you can count on C-HR to deliver a drive like no other.



## SACHS MACPHERSON STRUT FRONT SUSPENSION AND DOUBLE-WISHBONE REAR SUSPENSION

C-HR's newly developed MacPherson strut front suspension with SACHS dampers has angled strut bearings and a large-diameter stabilizer bar to help C-HR's front end respond quickly and precisely, so you can take on those corners like a pro. And at the rear, a new double-wishbone suspension utilizes SACHS shock absorbers with urethane upper supports — another Toyota first. You can count on C-HR to provide a comfortable ride when cruising through the city.



## CONTINUOUSLY VARIABLE TRANSMISSION WITH INTELLIGENCE AND SHIFT MODE (CVTi-S)

Transforming C-HR's horsepower into forward motion is an advanced Continuously Variable Transmission with intelligence and Shift Mode (CVTi-S). Stay in Drive, and it does all the work, giving you a smooth and efficient drive. And for those times when you want to take more control, its Sequential Shiftmatic Mode lets you manually shift between seven virtual gears.



## SPORT DRIVING MODE

Sport Mode unleashes C-HR's sporty side. Inspired by race cars, this smart tech sharpens the throttle for lively acceleration. Just step on the gas and get ready for some thrills.



PERFORMANCE



XLE Premium interior shown in Black.

# Brains, brawn and backup.

Tucked away neatly and nicely all throughout your C-HR are advanced safety features and measures that are designed to help keep you alert and safe in the event of an accident. Because, as any good driver knows, accidents can happen, and when it comes to driving, the best defense is a smart offense.

10  
airbags



## STANDARD TEN AIRBAGS<sup>22</sup>

C-HR has ten standard airbags for you and your crew. Those include a driver and front passenger Advanced Airbag System, driver and front passenger and rear seat-mounted side airbags, driver knee airbag, front passenger seat-cushion airbag, and front and rear side curtain airbags.

## HIGH-TENSILE STRENGTH

Intelligent use of high-strength materials, additional spot welds and advanced construction techniques help reinforce the body strength of C-HR. This strong body helps give C-HR impressive handling while also reducing unwanted noise, harshness and vibration.



## STAR SAFETY SYSTEM™

Every new C-HR is built with our Star Safety System,™ an advanced integration of active safety technologies designed to enhance traction, braking and more. Armed with these active safety features, C-HR helps you avoid accidents in the first place. Not every car provides this level of safety, just every Toyota.



SAFETY



AVAILABLE BLIND SPOT MONITOR (BSM)<sup>2</sup> AND REAR CROSS-TRAFFIC ALERT (RCTA)<sup>24</sup>

Designed to help eliminate the element of surprise. By illuminating a warning signal on the outside mirrors, the available Blind Spot Monitor and Rear Cross-Traffic Alert help identify vehicles that you may not see when changing lanes or backing out of a parking space.

**XLE Premium** shown in Silver Knockout Metallic.  
See numbered footnotes in Disclosures section.

Never stop coloring outside the lines.



XLE Premium shown in Blue Eclipse Metallic.



---

“Good design offers something totally new, maybe unexpected — something you haven’t seen before.”

- Ian Cartabiano, CALTY Studio Chief Designer

---

XLE shown in Silver Knockout Metallic.



## XLE

### Powertrain

- 2.0-Liter 4-Cylinder Engine
- Continuously Variable Transmission with intelligence and Shift Mode (CVTi-S)
- 144 hp @ 6100 rpm
- 139 lb.-ft. @ 3900 rpm

### Exterior Features

- Vortex-styled 18-in. Sport alloy wheels with P225/50R18 tires
- Color-keyed rear spoiler with unique cantilevered design
- Unique cluster LED Daytime Running Lights (DRL) with on/off feature
- Color-keyed outside door handles with hidden-type-design rear door handles
- Color-keyed power outside mirrors with turn signal indicators
- Black front lower grille insert

### Interior Features

- 4.2-in. TFT Multi-Information Display (MID)
- 7-in. touch-screen Display Audio
- Leather-trimmed tilt/telescopic steering wheel and shift lever with satin-plated shift knob
- Sport fabric-trimmed front bucket seats; 6-way adjustable driver's seat with sport bolsters; 6-way adjustable front passenger seat with sport bolsters
- Dual zone automatic climate control system
- Auto-dimming rearview mirror with integrated backup camera display<sup>12</sup>
- Remote keyless entry system
- Dual sun visors with illuminated vanity mirrors

### Safety/Convenience

- Toyota Safety Sense™ P (TSS-P)<sup>15</sup> includes:
  - Pre-Collision System<sup>11</sup> with Pedestrian Detection<sup>16</sup> (PCS w/PD)
  - Lane Departure Alert with Steering Assist (LDA w/SA)<sup>17</sup>
  - Automatic High Beams (AHB)<sup>18</sup>
  - Full-Speed Range Dynamic Radar Cruise Control (DRCC)<sup>13</sup>

### Options

- R-Code paint treatment<sup>30</sup> — includes color-keyed body with white roof and outside mirrors



## XLE Premium

Adds to or replaces features offered on XLE

### Powertrain

- 2.0-Liter 4-Cylinder Engine
- Continuously Variable Transmission with intelligence and Shift Mode (CVTi-S)
- 144 hp @ 6100 rpm
- 139 lb.-ft. @ 3900 rpm

### Exterior Features

- Integrated fog lights
- Color-keyed outside front and passenger door handles with touch-sensor lock/unlock feature
- Outside hatchback door handle with touch-sensor lock/unlock feature
- Color-keyed power outside mirrors with turn signal and blind spot warning indicators<sup>2</sup>; puddle lights with "Toyota C-HR" projection, and auto-folding feature

### Interior Features

- Sport fabric-trimmed heated front bucket seats; 8-way adjustable driver's seat with sport bolsters and power lumbar support; 6-way adjustable front passenger seat with sport bolsters
- Smart Key System<sup>14</sup> on front doors with Push Button Start, remote keyless entry system with lock, unlock, panic functions and remote illuminated entry

### Safety/Convenience

- Toyota Safety Sense™ P (TSS-P)<sup>15</sup> includes:
  - Pre-Collision System<sup>11</sup> with Pedestrian Detection<sup>16</sup> (PCS w/PD)
  - Lane Departure Alert with Steering Assist (LDA w/SA)<sup>17</sup>
  - Automatic High Beams (AHB)<sup>18</sup>
  - Full-Speed Range Dynamic Radar Cruise Control (DRCC)<sup>13</sup>
- Blind Spot Monitor (BSM)<sup>2</sup> and Rear Cross-Traffic Alert (RCTA)<sup>24</sup>


### Options

- R-Code paint treatment<sup>30</sup> — includes color-keyed body with white roof and outside mirrors



Black Sand Pearl


Blue Eclipse Metallic

Ruby Flare Pearl<sup>30</sup>

Magnetic Gray Metallic



Silver Knockout Metallic

Blizzard Pearl<sup>30</sup>Blue Eclipse Metallic R-Code<sup>29,30</sup>Radiant Green Mica R-Code<sup>29,30</sup>Ruby Flare Pearl R-Code<sup>29,30</sup>

XLE and XLE Premium fabric shown in Black



Vortex-styled 18-in. Sport alloy wheel



ACCESSORIES

Add a personal touch to your C-HR with Genuine Toyota Accessories. Some accessories may not be available in all regions of the country. See your Toyota dealer for details.

All-weather floor liners<sup>31</sup>  
Cargo liner<sup>26</sup>  
Cargo net — spider<sup>26</sup>  
Cargo tote<sup>26</sup>  
Cargo tray<sup>26</sup>

Carpet cargo mat<sup>26</sup>  
Carpet floor mats<sup>31</sup>  
Coin holder/ashtray cup  
Doorsill protectors  
Emergency assistance kit

First aid kit  
Fog lights  
Mudguards  
Oil cap  
Oil filter

Paint protection film<sup>32</sup>  
Rear bumper protector  
Removable cross bars  
Universal tablet holder  
Wheel locks



Removable cross bars



Rear bumper protector



Mudguards



Fog lights



Doorsill protectors



Cargo net — spider<sup>26</sup>




All-weather floor liners<sup>31</sup>



Cargo liner<sup>26</sup>

FEATURES<sup>1</sup>

EXTERIOR	XLE	XLE PREMIUM		XLE	XLE PREMIUM
Aerodynamic rear lower diffuser with back rear and lip spoiler, vortex generators, aerodynamic underbody panels, and front and rear wheel spats	S	S	Color-keyed outside front and passenger door handles with touch-sensor lock/unlock feature	-	S
Color-keyed sport front and rear bumpers, aerodynamic rear fins with rear spoiler	S	S	Outside hatchback door handle with touch-sensor lock/unlock feature	-	S
Projector-beam halogen headlights with auto on/off feature	S	S	Color-keyed power outside mirrors with turn signal indicators	S	-
C-HR unique cluster LED Daytime Running Lights (DRL) with on/off feature	S	S	Color-keyed power outside mirrors with turn signal and blind spot warning indicators; <sup>2</sup> puddle lights with "Toyota C-HR" projection, and auto-folding feature	-	S
Color-keyed rear spoiler with center high-mount stop light and unique cantilevered design	S	S	Washer-linked variable intermittent windshield wipers and washer-linked intermittent rear wiper	S	S
Integrated fog lights	-	S	Rear window wiper and defogger	S	S
C-HR vortex-styled 18-in. Sport alloy wheels with P225/50R18 95V tires	S	S	Black front lower grille insert	S	S
Color-keyed roof-mounted shark-fin antenna	S	S	Acoustic noise-reducing front windshield	S	S
Color-keyed outside door handles with hidden-type-design rear door handles	S	S			
<b>INTERIOR</b>					
Dual zone automatic climate control system with pollen filter and individual temperature settings for driver and front passenger	S	S	Sport fabric-trimmed front bucket seats; 6-way adjustable driver's seat with sport bolsters; 6-way adjustable front passenger seat with sport bolsters	S	-
7-in. touch-screen Display Audio, AM/FM player, Aha Radio™ <sup>3</sup> application with over 100,000 stations, six speakers, auxiliary audio jack, USB 2.0 port <sup>4</sup> with iPod® <sup>5</sup> connectivity and control, voice recognition with voice training, hands-free phone capability, phone book access and music streaming <sup>6</sup> via Bluetooth® <sup>7</sup> wireless technology, HD Radio™ <sup>8</sup> Technology, and steering wheel controls	S	S	3-passenger rear seating with fabric-trimmed 60/40 split fold-flat second-row rear seat with adjustable headrests	S	S
4.2-in. TFT Multi-Information Display with customizable settings, odometer, Sport and ECO Modes, outside temperature, fuel economy and trip information, fuel economy history, current/average fuel economy, distance to empty, cruising range, average speed, trip distance with timer, TPMS, <sup>9</sup> G-Force Monitor, driver's assist, Lane Departure Alert (LDA), <sup>10</sup> Pre-Collision System (PCS), <sup>11</sup> warning messages, opening welcome animation during power-on, and trip summary when powering off	S	S	Power windows with one-touch auto up/down in all positions	S	S
Auto-dimming rearview mirror with integrated backup camera display <sup>12</sup>	S	S	Cargo area cover	S	S
Leather-trimmed tilt/telescopic steering wheel with audio, Multi-Information Display, Bluetooth® <sup>7</sup> hands-free phone, voice-command, Full-Speed Range Dynamic Radar Cruise Control (DRCC), <sup>13</sup> Lane Departure Alert (LDA), <sup>10</sup> and trip controls	S	S	Remote keyless entry system with lock, unlock and panic functions	S	S
Leather-trimmed shift lever with satin-plated shift knob	S	S	Smart Key System <sup>14</sup> on front doors with Push Button Start, remote keyless entry system with lock, unlock and panic functions, and remote illuminated entry	-	S
Sport fabric-trimmed heated front bucket seats; 8-way adjustable driver's seat with sport bolsters and power lumbar support; 6-way adjustable front passenger seat with sport bolsters	-	S	Center armrest	S	S
			Two front cup holders; two front and two rear bottle holders	S	S
			Passenger-side glove compartment	S	S
			Six cup/bottle holders	S	S
			Front-door storage pockets with sculpted bottle holders	S	S
			Dual sun visors with illuminated vanity mirrors	S	S
<b>SAFETY AND CONVENIENCE</b>					
Toyota Safety Sense™ P (TSS-P) <sup>15</sup> — Pre-Collision System <sup>11</sup> with Pedestrian Detection <sup>16</sup> (PCS w/PD), Lane Departure Alert with Steering Assist (LDA w/SA), <sup>17</sup> Automatic High Beams (AHB), <sup>18</sup> and Full-Speed Range Dynamic Radar Cruise Control (DRCC) <sup>13</sup>	S	S	Driver and front passenger seatbelt pretensioners with force limiters	S	S
 Star Safety System™ — includes Vehicle Stability Control (VSC), <sup>19</sup> Traction Control (TRAC), Anti-lock Brake System (ABS), Electronic Brake-force Distribution (EBD), Brake Assist (BA) <sup>20</sup> and Smart Stop Technology® (SST) <sup>21</sup>	S	S	Driver and front passenger seatbelt warning system	S	S
Electric Parking Brake	S	S	Engine immobilizer <sup>23</sup>	S	S
Brake Hold	S	S	LATCH (Lower Anchors and Tethers for Children) includes lower anchors and tether anchors on outboard second-row seats	S	S
Ten airbags <sup>22</sup> — includes driver and front passenger Advanced Airbag System, driver and front passenger and rear seat-mounted side airbags, driver knee airbag, front passenger seat-cushion airbag, and front and rear side curtain airbags	S	S	Blind Spot Monitor (BSM) <sup>2</sup> and Rear Cross-Traffic Alert (RCTA) <sup>24</sup>	-	S
3-point seatbelts for all seating positions; driver-side Emergency Locking Retractor (ELR) and Automatic/Emergency Locking Retractor (ALR/ELR) on all passenger seatbelts	S	S	Hill Start Assist Control (HAC) <sup>25</sup>	S	S
			Tire Pressure Monitor System (TPMS) <sup>9</sup> When the tire pressure drops to a critically low level, a light on the instrument panel alerts the driver.	S	S
			Child-protector rear door locks	S	S

S = Standard - = Not available



SPECIFICATIONS

MECHANICAL/PERFORMANCE	XLE	XLE PREMIUM	DIMENSIONS	XLE	XLE PREMIUM
<b>ENGINE</b>			<b>EXTERIOR (in.)</b>		
2.0-Liter 4-Cylinder DOHC 16-Valve with Valvematic, 144 hp @ 6100 rpm/139 lb.-ft. @ 3900 rpm	<b>S</b>	<b>S</b>	Overall height	61.6	61.6
<b>EMISSION RATING</b>			Overall width	70.7	70.7
LEV3, ULEV125	<b>S</b>	<b>S</b>	Overall length	171.2	171.2
<b>TRANSMISSION</b>			Wheelbase	103.9	103.9
Continuously Variable Transmission with intelligence and Shift Mode (CVTi-S)	<b>S</b>	<b>S</b>	Track (front/rear) (18-in. wheels)	60.6/60.6	60.6/60.6
<b>FUEL-INJECTION SYSTEM</b>			<b>INTERIOR (front/rear) (in.)</b>		
Electronic, with Toyota Direct Ignition (TDI)	<b>S</b>	<b>S</b>	Head room	38.1/38.3	38.1/38.3
<b>DRIVETRAIN</b>			Shoulder room	49/52.5	49/52.5
Front-Wheel Drive (FWD)	<b>S</b>	<b>S</b>	Hip room	52.97/48	52.97/48
<b>BODY CONSTRUCTION</b>			Leg room	43.46/31.7	43.46/31.7
Unitized body	<b>S</b>	<b>S</b>	Seating capacity	5	5
<b>SUSPENSION</b>			<b>OFF-HIGHWAY</b>		
Independent MacPherson strut front suspension with stabilizer bar, coil springs and hydraulic shock absorbers with SACHS dampers	<b>S</b>	<b>S</b>	Approach/departure angle (degrees)	15.8/38	15.8/38
Double-wishbone rear suspension with coil springs, trailing arms, stabilizer bar and hydraulic shock absorbers with SACHS dampers	<b>S</b>	<b>S</b>	Ground clearance (in.)	5.9	5.9
<b>STEERING</b>			<b>WEIGHTS AND CAPACITIES</b>		
Electric Power Steering (EPS)	<b>S</b>	<b>S</b>	Curb weight (lb.)	3300	3300
Minimum turning radius (ft.), 18-in. wheels	17.1	17.1	Gross Vehicle Weight Rating (GVWR) (lb.)	4330	4330
<b>BRAKES</b>			Cargo volume (behind first row/behind second row) (cu. ft.) <sup>26</sup>	36.4/19.0	36.4/19.0
Power-assisted brakes: ventilated front discs and solid rear discs	<b>S</b>	<b>S</b>	Fuel tank (gal.)	13.2	13.2
<b>DRIVING MODE</b>			Towing capacity <sup>27</sup>	0	0
Sport, Normal and ECO	<b>S</b>	<b>S</b>	EPA interior volume	102.8	102.8
			Passenger volume	83.8	83.8
			<b>TIRES</b>		
			Size: P225/50R18 95V	<b>S</b>	<b>S</b>
			Type: All-Season steel-belted radial blackwalls	<b>S</b>	<b>S</b>
			Spare: Temporary (P165/80R17ST)	<b>S</b>	<b>S</b>
			<b>MILEAGE ESTIMATES (mpg city/highway/combined)<sup>28</sup></b>		
				27/31/29	27/31/29

S = Standard

**WARRANTIES**

Every Toyota Car, Truck and SUV is built to exceptional standards. And that's not idle boasting. We back it up with these Limited Warranty Coverages:

**Basic:** 36 months/36,000 miles (all components other than normal wear and maintenance items).

**Powertrain:** 60 months/60,000 miles (engine, transmission/transaxle, drive system, seatbelts and airbags).

**Rust-Through:** 60 months/unlimited miles (corrosion perforation of sheet metal).

**Emissions:** Coverages vary under Federal and California regulations. Refer to applicable *Warranty and Maintenance Guide* for details.

**Accessories:** For Genuine Toyota Accessories purchased at the time of the new vehicle purchase, the Toyota Accessory Warranty coverage is in effect for 36 months/36,000 miles from the vehicle's in-service date, which is the same coverage as the Toyota New Vehicle Limited Warranty.

For Genuine Toyota Accessories purchased after the new vehicle purchase the coverage is 12 months, regardless of mileage, from the date the accessory was installed on the vehicle, or the remainder of any applicable new vehicle warranty, whichever provides greater coverage.

You may be eligible for transportation assistance if it's necessary that your vehicle be kept overnight for repairs covered under warranty. Please see your authorized Toyota dealership for further details.

For complete details about Toyota's warranties, please visit [www.toyota.com](http://www.toyota.com), refer to the applicable *Warranty and Maintenance Guide* or see your Toyota dealer.

## CARS BUILT FOR THE WAY YOU LIVE

At Toyota, we build cars for how you live. From building advanced safety features designed to help prevent crashes to driving cross-country to understand how we can make your driving experience better, our work starts with understanding your needs. Building cars for how you live also means thinking about tomorrow — from fuel efficiency and environmental innovations, to things beyond cars, like a bicycle that you can control with your mind. And because what we learn building cars can help improve lives in other places, we do things like help communities rebuild their homes quickly after a disaster and work with soup kitchens to help them serve more people faster. Toyota. Built for how you live. Together we are going places.

## DISCLOSURES

1. Toyota strives to build vehicles to match customer interest and thus they typically are built with popular options and option packages. Not all options/packages are available separately and some may not be available in all regions of the country. See [toyota.com](http://toyota.com) for information about options/packages commonly available in your area. If you would prefer a vehicle without any or with different options, contact your dealer to check for current availability or the possibility of placing a special order. 2. Do not rely exclusively on the Blind Spot Monitor. Always look over your shoulder and use your turn signal. There are limitations to the function, detection and range of the monitor. See *Owner's Manual* for additional limitations and details. 3. Aha Radio is a trademark of Harman International Industries Inc. Apps/services vary by phone carrier and are subject to change. Data charges may apply. 4. May not be compatible with all mobile phones, MP3/WMA players and like models. 5. iPod® and iPhone® are registered trademarks of Apple Inc. All rights reserved. 6. Apps/services vary by phone/carrier; functionality depends on many factors. Select apps use large amounts of data; you are responsible for charges. Apps and services subject to change. See [toyota.com/entune](http://toyota.com/entune) for details. 7. The Bluetooth® word mark and logos are registered trademarks owned by Bluetooth SIG, Inc., and any use of such marks by Toyota is under license. A compatible Bluetooth®-enabled phone must first be paired. Phone performance depends on software, coverage and carrier. 8. HD Radio™ Technology manufactured under license from iBiquity Digital Corporation U.S. and Foreign Patents. HD Radio™ and the HD, HD Radio, and "Arc" logos are proprietary trademarks of iBiquity Digital Corp. 9. The Toyota Tire Pressure Monitor alerts the driver when tire pressure is critically low. For optimal tire wear and performance, tire pressure should be checked regularly with a gauge; do not rely solely on the monitor system. See *Owner's Manual* for details. 10. Lane Departure Alert is designed to read visible lane markers under certain conditions, and provide visual and audible alerts when lane departure is detected. It is not a collision-avoidance system or a substitute for safe and attentive driving. Effectiveness is dependent on road, weather and vehicle conditions. See *Owner's Manual* for additional limitations and details. 11. The TSS Pre-Collision System is designed to help avoid or reduce the crash speed and damage in certain frontal collisions only. It is not a substitute for safe and attentive driving. System effectiveness is dependent on road, weather and vehicle conditions. See *Owner's Manual* for additional limitations and details. 12. The backup camera does not provide a comprehensive view of the rear area of the vehicle. You should also look around outside your vehicle and use your mirrors to confirm rearward clearance. Environmental conditions may limit effectiveness and view may become obscured. See *Owner's Manual* for additional limitations and details. 13. Full-Speed Range Dynamic Radar Cruise Control is designed to assist the driver and is not a substitute for safe and attentive driving practices. System effectiveness is dependent on road, weather and traffic conditions. See *Owner's Manual* for additional limitations and details. 14. The Smart Key System may interfere with some pacemakers or cardiac defibrillators. If you have one of these medical devices, please talk to your doctor to see if you should deactivate this system. 15. Drivers are responsible for their own safe driving. Always pay attention to your surroundings and drive safely. Depending on the conditions of roads, weather and the vehicle, the system(s) may not work as intended. See *Owner's Manual* for additional limitations and details. 16. The Pedestrian Detection system is designed to detect a pedestrian ahead of the vehicle, determine if impact is imminent and help reduce impact speed. It is not a substitute for safe and attentive driving. System effectiveness depends on many factors, such as speed, size and position of pedestrians, and weather, light and road conditions. See *Owner's Manual* for additional limitations and details. 17. Lane Departure Alert with Steering Assist is designed to read visible lane markers under certain conditions. It provides a visual and audible alert, and slight steering force when lane departure is detected. It is not a collision-avoidance system or a substitute for safe and attentive driving. Effectiveness is dependent on road, weather and vehicle conditions. See *Owner's Manual* for additional limitations and details. 18. Automatic High Beams operate at speeds above 25 mph. Factors such as a dirty windshield, weather, lighting and terrain limit effectiveness, requiring the driver to manually operate the high beams. See *Owner's Manual* for additional limitations and details. 19. Vehicle Stability Control is an electronic system designed to help the driver maintain vehicle control under adverse conditions. It is not a substitute for safe and attentive driving practices. Factors including speed, road conditions, weather and driver steering input can all affect whether VSC will be effective in preventing a loss of control. See *Owner's Manual* for additional limitations and details. 20. Brake Assist is designed to help the driver take full advantage of the benefits of ABS. It is not a substitute for safe driving practices. Braking effectiveness also depends on proper vehicle maintenance, and tire and road conditions. See *Owner's Manual* for additional limitations and details. 21. Smart Stop Technology® operates only in the event of certain contemporaneous brake and accelerator pedal applications. When engaged, the system will reduce power to help the brakes bring the vehicle to a stop. Factors including speed, road conditions and driver input can all impact stopping distance. Smart Stop Technology® is not a substitute for safe and attentive driving and does not guarantee instant stopping. See *Owner's Manual* for details. 22. All the airbag systems are Supplemental Restraint Systems. All airbags (if installed) are designed to inflate only under certain conditions and in certain types of severe collisions. To decrease the risk of injury from an inflating airbag, always wear seatbelts and sit upright in the middle of the seat as far back as possible. Do not put objects in front of an airbag or around the seatback. Do not use a rearward-facing child seat in any front passenger seat. See *Owner's Manual* for further information/warnings. 23. The engine immobilizer is a state-of-the-art anti-theft system. When you insert your key into the ignition switch or bring a Smart Key fob into the vehicle, the key transmits an electronic code to the vehicle. The engine will only start if the code in the transponder chip inside the key/fob matches the code in the vehicle's immobilizer. Because the transponder chip is embedded in the key/fob, it can be costly to replace. If you lose a key or fob, your Toyota dealer can help. Alternatively, you can find a qualified independent locksmith to perform high-security key services by consulting your local Yellow Pages or by contacting [www.aloa.org](http://www.aloa.org). 24. Do not rely exclusively on the Rear Cross-Traffic Alert system. Always look over your shoulder and use your mirrors to confirm rear clearance. There are limitations to the function, detection and range of the system. See *Owner's Manual* for additional limitations and details. 25. Hill Start Assist Control is designed to help minimize backward rolling on steep ascents. It is not a substitute for safe driving judgment and practices. Factors including speed, grade, surface conditions and driver input can all affect whether HAC will be effective in preventing a loss of control. See *Owner's Manual* for additional limitations and details. 26. Cargo and load capacity limited by weight and distribution. 27. Before towing, confirm your vehicle and trailer are compatible, hooked up and loaded properly and that you have any necessary additional equipment. Do not exceed any Weight Ratings and follow all instructions in your *Owner's Manual*. The maximum you can tow depends on base curb weight plus the total weight of any cargo, occupants, and added vehicle equipment. "Added vehicle equipment" includes additional standard/optional equipment and accessories added by the manufacturer, dealers, and/or vehicle owners. The only way to be certain of your vehicle's exact curb weight is to weigh your vehicle without passengers or cargo. 28. 2018 C-HR preliminary 27 city/31 highway/29 combined mpg estimates determined by Toyota. EPA ratings not available at time of posting. Actual mileage will vary. 29. The available R-Code adds differentiation with a white-painted roof and side mirrors. 30. Extra-cost color. 31. This floor mat was designed specifically for use in your model and model year vehicle and SHOULD NOT be used in any other vehicle. To avoid potential interference with pedal operation, each mat must be secured with its fasteners. Do not install a floor mat on top of an existing floor mat. 32. The Toyota Genuine Accessory Warranty will only apply when the installation is performed by a trained Toyota-approved installer. Please see dealer for details.

Some vehicles are shown with available equipment. Seatbelts should be worn at all times. For details on vehicle specifications, standard features and available equipment in your area, contact your Toyota dealer. A vehicle with particular equipment may not be available at the dealership. Ask your Toyota dealer to help locate a specifically equipped vehicle.

All information presented herein is based on data available at the time of posting, is subject to change without notice and pertains specifically to mainland U.S.A. vehicles only. Prototypes shown. Actual production vehicles will vary.



For Toyota Mobility program details, go to [www.toyota.com/mobility](http://www.toyota.com/mobility) or call the Toyota Customer Assistance Center at 1-800-331-4331