

2018 POLICE & SPECIAL SERVICE VEHICLES



OUR BEST, WIDEST SELECTION IS UNEQUALED

Soon you can choose from the most Ford pursuit-rated vehicles ever. Pursuit status is imminent for the all-new 2018 F-150 Police Responder,^{TM1,2} plus the 2019 Police Responder Hybrid Sedan.^{1,3,4} They join forces with our Police Interceptor[®] Sedan and Utility, and SSP Sedan. And the diverse Ford police lineup keeps getting better – and bigger – especially with our all-new 2018 Expedition/MAX SSV, new 2018 F-150 SSV, and Transit PTV. Whether it's pursuit or patrol, surveillance or special investigation, operations tactical or off-road, K-9 corps or communications command, prisoner transport or public safety, we've got you intensely covered.



BE ON THE LOOKOUT

THE FORD POLICE LINEUP

Police Interceptor Utility	2
Police Interceptor Sedan	4
Police Responder Hybrid Sedan	6
F-150 Police Responder	8
Special Service Police (SSP) Sedan	10
F-150 Special Service Vehicle (SSV)	12
Expedition/MAX SSV	14
Transit Prisoner Transport Vehicle (PTV)	16
A Diversified Supporting Cast	17

POLICE INTERCEPTORS & SSP SEDAN DNA

Safety & Security	18
Durability	20
Performance	22
Purpose-Built	24
Upfit-Friendly	26

DETAILED VEHICLE SPECS

Police Interceptors & SSP Sedan	28
Police Responder Hybrid Sedan	32
F-150 Police Responder	34
F-150 SSV	36
Expedition/MAX SSV	38
Transit PTV	40

UPFIT SOLUTIONS & OPTIONAL FEATURES

Police Interceptor Utility Lighting Solutions	42
Police Interceptor Sedan & SSP Sedan Lighting Solutions	44
Police Responder Hybrid Sedan Lighting Solutions	45
Factory-Installed Upfit Packages	46
Select Factory-Installed Upfit Options	49
Vehicle Special Order (VSO) Paint, Lighting & Equipment	50
Ford Telematics ^{TM5}	51

CUSTOMER SERVICE

Essential Resources	52
Police Advisory Board (PAB)	53

¹Pursuit rating to be tested in official evaluations conducted by the Michigan State Police and Los Angeles County Sheriff's Department scheduled for Fall 2017. ²Available Spring 2018. ³Available Summer 2018. ⁴Concept vehicle shown. ⁵Available feature. Ford Licensed Accessory.



POLICE INTERCEPTOR® UTILITY

QUICKEST & FASTEST, AGAIN¹

Armed with the 365-hp² EcoBoost® V6³ and standard AWD, it out-accelerates the competition's V8-equipped utility! In the most recent official tests by the Michigan State Police and Los Angeles County Sheriff's Department vs. competitive utility entries, this best-selling Police Interceptor clocked the quickest 0-60-mph and 0-100-mph acceleration times – along with the fastest lap, fastest average lap and fastest top speed in the 1/4 mile. Year after year, dominant is the word for it.

An intimidating presence, offering commanding views and more. Front seats feature slim, uniquely shaped bolsters that enable officers to quickly get in, get going and get out. Those minimized bolsters supply ample room for a holstered pistol (left- or right-hand). To allow for a finessed fit, the 6-way power driver's seat is standard. Reconfigure the rear 60/40 split-fold bench as desired, or fold it fully out of the way for 85.1 cu. ft. of load space to go with its 1,630-lb. standard payload capacity. Devices and dogs can be kept cooler with the auxiliary air conditioning.³ The liftgate release switch in the overhead console is not only handy, but helps provide added security by relocking the mechanism after 45 seconds if unopened. A rear view camera with washer is standard – the camera display in the 4" center-stack LCD screen is standard too, or choose to have that display in the rearview mirror as a no-charge option.

It's purpose-built in the U.S.A.⁴ – engineered in Dearborn and assembled in Chicago. As a cost-control measure, a number of components on the Utility are identical to the Sedan. The standard 3.7L V6 and available 3.5L EcoBoost V6 share many parts for simplified service. This holds true for the front seats, brakes, wheels and tires. Furthermore, the Police Interceptor key doesn't contain a microchip. This means cost is minimal for copies, and the entire fleet can run with one common key when the keyed alike option is ordered.



POLICE INTERCEPTOR

POLICE INTERCEPTOR® SEDAN



POLICE INTERCEPTOR

QUICKEST & FASTEST OF ALL¹

Outfitted with the 365-hp² EcoBoost® V6³ and standard AWD, it bests every pursuit-rated police vehicle (including the V8-equipped competition)¹ This swiftest-of-the-swift Police Interceptor turned in the quickest 0-60-mph and 0-100-mph acceleration times – along with the fastest lap, fastest average lap and fastest top speed in the 1/4 mile. In all that furious Michigan State Police Grattan Raceway and Los Angeles County Sheriff's Department Auto Club Speedway testing, the Interceptor Sedan rated fastest overall. That's supreme domination.

Comfort is first-rate and accommodations are first-class. Finely upholstered in heavy-duty cloth, the power driver's seat accommodates 6 ways and includes manual lumbar support. Slim seat bolsters make getting in and out of the vehicle a quick affair, and they supply ample room for a holstered pistol. The rear bench maximizes space and is wrapped in heavy-duty vinyl. Access is made easy with wide-opening rear-door hinges. Within the super-capacity trunk, 16.6 cu. ft. of low-liftover room stows equipment out of sight. Pull up the flat load floor for the standard full-size spare stationed inside.⁴ It's identical to the other 4 wheels and comes ready-to-roll with a TPMS sensor. A slide-out, custom-fit electronics tray³ and an auto-running circulation fan³ are designed to keep conditions temperate for sensitive devices.

It's made in America⁵ specifically for police duty, and it's built on the same platform as the Police Interceptor Utility. That makes for proficient fleet management due to shared parts and maintenance routines, such as when it comes to servicing the standard 3.7L V6 and available 3.5L EcoBoost V6. This applies to the brake pads, rotors, calipers and much more. Crucially, exact-spec components can also help keep downtime to a minimum.





POLICE RESPONDER™ HYBRID SEDAN

A GREENER SHADE OF BLUE™

The electrifying, all-new 2019 Ford Police Responder¹ Hybrid Sedan is destined to be the first pursuit-rated hybrid police car.

Purpose-built for the police duty cycle, it's outfitted in the heavy-duty style of Police Interceptors. It's upfit-friendly too, featuring a relocatable rotary gear shift dial.

By minimizing engine idle time, large electrical loads demanded by police use can be handled more efficiently than a conventional gas-powered cruiser. The Police Responder Hybrid Sedan reduces engine idling time by powering its electrical load with the lithium-ion battery; the engine works only intermittently to top off the battery.

Responsive to your budget while driving: This 2.0L HEV FWD Police Responder has a projected EPA-estimated rating of 38 combined mpg.² Compared to the 3.7L AWD Police Interceptor[®] Sedan and its EPA-estimated rating of 18 combined mpg,³ you can potentially save 585 gallons of fuel per year when driving 20,000 miles. The Police Interceptor Sedan might consume 1,111 gallons of fuel against only 526 possibly expended by the Police Responder Hybrid Sedan.

And even more responsive to your budget while stopped: At idle, you can potentially save 966 gallons of fuel per year. Ford data shows that police vehicles spend approximately 61% of each shift at idle, equating to roughly 4.9 hours of every 8-hour tour of duty. The 3.7L AWD Police Interceptor Sedan consumes .47 gallons of fuel per hour,⁴ while the Police Responder Hybrid Sedan uses a mere .20 gallons.⁴ Assuming 2 shifts daily, the Police Responder will probably utilize just 715 gallons each year – less than half of the calculated 1,681 gallons consumed by the Police Interceptor Sedan.

Calculating the numbers above, you can potentially save an estimated 1,551 total gallons of fuel annually. With an example gas price of \$2.50 per gallon, that's \$3,877 in potential savings per vehicle, per year. Visit fordpoliceresponder.com to get a good idea of your agency's potential savings.



POLICE RESPONDER

Concept vehicle shown. Available and aftermarket upfit equipment.

¹Available Summer 2018. ²Projected EPA-estimated rating of 40 city/36 hwy/38 combined mpg. Actual mileage will vary. Final EPA-estimated ratings not yet available. ³EPA-estimated rating of 16 city/22 hwy/18 combined mpg. Actual mileage will vary. ⁴Idle Fuel Consumption estimates are based on fuel flow measurements taken during 2 hours of continuous idling. Vehicles were driven for 18 miles at highway speeds prior to idling. Idle testing was conducted in an indoor facility at 80°F. The following vehicle accessories were activated during the test: Climate Control A/C, set to full cool condition; Vehicle audio system, set to 33% of maximum volume. An electrical power draw load box drawing 32 amps was also connected to each vehicle's 12-volt battery to simulate the following estimated Police accessory loads: Emergency Lights (est. 25 amps); Laptop Computer (est. 3 amps); Police Radio (est. 4 amps). Additional testing details are available at ford.to/2nw5dE8.

F-150 POLICE RESPONDER™



POLICE RESPONDER

Pre-production model shown. Available and aftermarket upfit equipment.

PURSUIT-RATED¹ TOUGH

The all-new 2018 F-150 Police Responder² is the first-ever pursuit-rated pickup truck to market, possessing the highest horsepower and greatest torque of any pursuit-rated police vehicle. 375 horses are at your command, supplemented with a super-responsive 470 lb.-ft. of torque. Its 3.5L EcoBoost[®] 4-valve V6 is partnered with a 10-speed automatic configured with progressive range select and selectable drive modes: Normal, Tow/Haul, Snow/Wet, EcoSelect, and Sport. The shifter is column-mounted, the alternator is 240 amps, and the speedo is police-calibrated. Also, upgraded brake calipers and unique brake pad-friction material deliver necessary performance.

Outfitted exclusively in a SuperCrew[®] 4x4 setup – and buttressed with a versatile 5.5' box – the go-anywhere aptitude is fortified with the FX4 Off-Road Package. This means it's provisioned with off-road-tuned shock absorbers and underbody skid plates. The rear axle is electronic locking, and there's the added benefit of Hill Descent Control.[™]

The F-150 Police Responder has the most interior passenger volume of any pursuit-rated police vehicle. With 131.8 cu. ft. of interior space, it can comfortably seat 5 of America's biggest heroes – complete with body armor and holsters. Shoulder room, hip room and rear leg room are the most of any pursuit-rated police vehicle, too. The driver's seat is 8-way powered, both front seat backs have anti-stab plates, head restraints in both rows are locking, and the flooring is vinyl. Locks, windows and sideview-mirror glass are power. Amenities extend to SYNC,[®] a productivity screen and the Remote Keyless Entry System.

Resounding with the best payload capacity³ (2,030 lbs.) and best towing capacity³ (7,000 lbs.) of any pursuit-rated police vehicle, this powerful pickup has a first-in-class,⁴ military-grade, aluminum-alloy⁵ body and cargo box to reinforce its Built Ford Tough[®] reputation for quality, durability and high-strength. Aluminum resists corrosion, and this grade fends off dents and dings; a high-strength steel frame sets the foundation. Highly capable, Ford F-Series is the best-selling truck – 40 years straight.





PURSUIT-RATED STEALTH

As a matter of fact, the SSP Sedan – with its standard I-4 engine – achieves faster 0-60-mph and 0-100-mph acceleration times than the legendary V8-powered Crown Victoria Police Interceptor.[®]

Testing by both the Los Angeles County Sheriff's Department (LASD) and Michigan State Police (MSP) confirm this street-smart SSP Sedan's pursuit rating. It stood up to the MSP's 32-lap Grattan Raceway high-speed vehicle dynamics test, and then it completed the LASD's 32-lap Auto Club Speedway high-speed vehicle dynamics evaluation with flying colors.

The front-wheel-drive SSP Sedan has an EPA-estimated rating of 28 hwy mpg,¹ thanks to its turbocharged, direct-injection 2.0L EcoBoost[®] I-4. Performance figures peak at 240 hp, 270 lb.-ft. of torque,² and a top speed of 120 mph.

While durability, upfit features, and parts commonality remain an integral element, the unique fascia accommodates an Active Grille Shutter System that manages airflow to optimally balance engine cooling and aerodynamics. Accessory-friendly, the 200-amp alternator helps power almost everything an officer could need. The quasi-dual exhaust sports bright tips. Tires are H-speed rated. And unique nameplate badging designates Special Service Police. Without a doubt, the SSP Sedan is the sensible choice to fulfill the need for a capable vehicle with the DNA of a Police Interceptor.

Administrative, detective or investigative ops. Add the Police Interior Upgrade Package,³ which includes heavy-duty cloth rear seating, a uniquely finished center floor console with cupholders, plush carpeted floor mats and premium floor carpeting. Delete exterior police badging,³ then clip on the set of full-face wheel covers³ to create a stealth-like appearance.



SPECIAL SERVICE **POLICE**

SPECIAL SERVICE VEHICLE F-150 SSV



Pre-production model shown. Available and aftermarket upfit equipment.

WHEN PURSUIT ISN'T CRUCIAL

A bold new look begins with a muscular new grille, and works all the way back to a newly embossed tailgate. When your agency's work calls for the extreme capability and go-anywhere aptitude of a truck, don't settle for anything less than the first one in its class¹ with a body and bed fabricated from high-strength, military-grade, aluminum alloys.² These aluminum panels don't rust, and they're dent- and ding-resistant. In other words, this SSV is made to stand up to punishment. High-strength steel comprises up to 78% of its fully boxed, modular frame that's stronger than ever.

The SSV edition fits 5 and is available on XL SuperCab and XL SuperCrew,³ as a 4x4 or 4x2, with either the new, enhanced 385-hp³ 5.0L Ti-VCT V8 FFV or new, 2nd-gen 375-hp³ 3.5L EcoBoost[®] V6 torque-heavy engines – each powerplant is paired with the all-new 10-speed transmission for improved acceleration and performance. Pair the EcoBoost V6 with the Max. Trailer Tow Package⁴ and a remarkable 12,700 lbs^{3,5} of max. towing capacity is on tap. To help direct the hitch ball to the trailer receiver, the rear view camera with dynamic hitch assist provides a visible sight line on the instrument panel display. It turns the complicated task of hitching a trailer into a simple, one-person job. Special features also include a high-output 240-amp alternator, cloth front seating with center-section delete, the space-saving convenience of a column-mounted shifter, and a vinyl rear bench and vinyl floor covering for ease of maintenance.

Now standard, Auto Start-Stop Technology can help reduce fuel consumption and vehicle emissions during city driving. When F-150 comes to a stop and is at idle, the engine automatically shuts off. Then, it seamlessly restarts when you step on the accelerator or when your foot leaves the brake pedal.

As a member of America's best-selling truck line⁶ 40 years in a row – the new 2018 F-150 is Built Ford Tough[®] to work hard. Nuff said.



WHEN MEGA IS OF NECESSITY

Ideal for tactical work and off-road duty, the strapping all-new 2018 Expedition redefines full-size SUVs: It's the most capable and most adaptable Ford Expedition in history. It now touts a rugged, aluminum-alloy body, and an ultra-refined cabin that boasts incredible room for 5 officers, police equipment and accompanying cargo. Thoughtful design cues include smart new connectivity technology and a space-enhancing, fold-flat load floor – not to mention the handy set of 3rd-row storage bins in place of 3rd-row seating spaces. Well-cushioned cloth adorns the front-row bucket seats, and the same cloth comfort is optional for the reclinable and foldable 40/20/40 2nd row. Easy-clean vinyl covers the floor.

At nearly a foot greater than the standard-length Expedition, the Expedition MAX can accommodate an additional 16.9 cu. ft. of supplies and munitions.† Both models are provisioned with a new, state-of-the-art 3.5L EcoBoost® twin-turbocharged direct-injection V6 that performs with the all-new 10-speed SelectShift® automatic transmission and touts favorable Auto Start-Stop Technology. Delivering a commanding 375 hp and 470 lb.-ft. of torque, the benefits of this tenacious engine become all the more apparent when taking advantage of the max. 9,200-lb. towing brawn² that gains from standard trailer sway control.³ Stick with RWD, or opt for greater all-terrain confidence with 4WD.⁴

You're further reinforced with a 3.73 electronic limited-slip differential (eLSD), a column-mounted shifter, 17" heavy-duty steel wheels, and all-terrain tires with outlined white letters. No matter the situation, you'll take charge of the action big-time in the Expedition SSV, or do it all the more impressively in an extended-length Expedition MAX SSV. Available on XL only. Be unstoppable.



Pre-production model shown. Available and aftermarket upfit equipment.

PRISONER TRANSPORT VEHICLE TRANSIT PTV



FLEXIBLE TRANSPORT OPTIONS

Compartmentalize with single, double or triple prisoner-transport inserts; customize with surveillance cameras, lighting, heating/cooling and more. Versatility also extends to the best-in-class¹ choice of vehicle configurations. Transit Cargo Van is available in 3 roof heights, 3 body lengths, 3 engines and 2 wheelbases. Class-best¹ max. interior height² among gas-powered vans in the high-roof model lets you carry the big items without hindrance. The cargo floor is flat, with near-vertical sides for maximum usable space.

A substantial hauling capacity of up to 4,650 lbs² helps the Transit PTV master even the most demanding of challenges. When extra muscle is required, an impressive gross vehicle weight rating (GVWR) of up to 10,360 lbs² comes in handy. As does the front overhead console – with built-in storage compartments and dual grab handles – that's standard on medium- and high-roof vans.

Innovative technology counteracts unwanted, inadvertent lateral movement due to perpendicular wind gusts. Side-wind stabilization joins AdvanceTrac[®] with RSC[®] (Roll Stability Control™) to help handle sudden, strong side-wind gusts. The system can apply the brakes on one side of the vehicle if needed to help it stay on the intended path.³

To ensure the Transit PTV fulfills its missions day after day, development vehicles were punished in durability testing. They had to tow fully loaded trailers up long inclines in 120°F heat. They were also started at -40°F and at over 14,500 ft. They even underwent 250,000 door-slam evaluation cycles, which is nearly 3 times as much scrutiny as what would normally be expected of a vehicle. Built Ford Tough[®] is built into the DNA of Transit Van, meaning every technological advance has passed exhaustive engineering standards.



Fusion Titanium. White Platinum Metallic Tri-coat. Available and aftermarket equipment.



Escape Titanium. Ruby Red Metallic Tinted Clearcoat. Available and aftermarket equipment.



Transit Connect Titanium Passenger Wagon. Magnetic. Available and aftermarket equipment.

A DIVERSIFIED SUPPORTING CAST

Beyond all of the police-specified vehicles, Ford Fleet offers you a balanced, high-quality portfolio that covers the entire spectrum of cars, utilities, trucks, vans and wagons. Visit fleet.ford.com for more specifics, including a wide range of color options.

FIESTA

Available models: S, SE, Titanium, ST

FOCUS

Available models: S, SE, Titanium, ST, RS, Electric

C-MAX

Available models: Hybrid SE, Hybrid Titanium, C-MAX Energi SE, C-MAX Energi Titanium

MUSTANG

Available models: EcoBoost[®], EcoBoost Premium, GT, GT Premium

FUSION

Available models: S, SE, Titanium, Platinum, V6 Sport, Hybrid S, Hybrid SE, Hybrid Titanium, Hybrid Platinum, Fusion Energi SE, Fusion Energi Titanium, Fusion Energi Platinum

TAURUS

Available models: SE, SEL, Limited, SHO

ECOSPORT

Available models: S, SE, SES, Titanium

ESCAPE

Available models: S, SE, Titanium

EDGE

Available models: SE, SEL, Titanium, Sport

EXPLORER

Available models: Explorer Base, XLT, Limited, Sport, Platinum

FLEX

Available models: SE, SEL, Limited

EXPEDITION/EXPEDITION MAX

Available models: XL (Fleet Exclusive), XLT, Limited, King Ranch[®], Platinum

F-SERIES

Available models: F-150, F-250 (Pickup only), F-350, F-450, F-550 (Chassis Cab only), F-650, F-750

TRANSIT CONNECT

Available models: Cargo Van, Passenger Wagon

TRANSIT

Available models: Cargo Van, Passenger Wagon, Cutaway, Chassis Cab

SAFETY & SECURITY

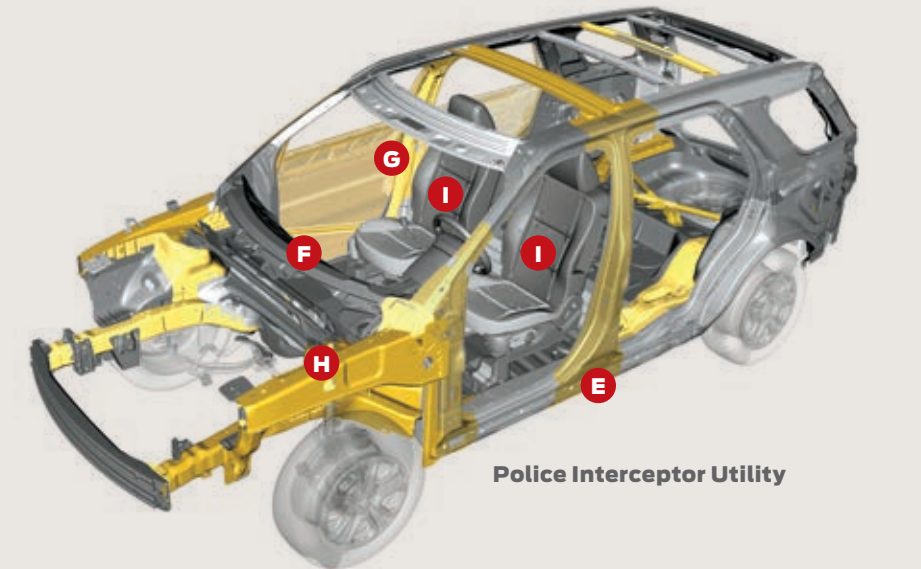
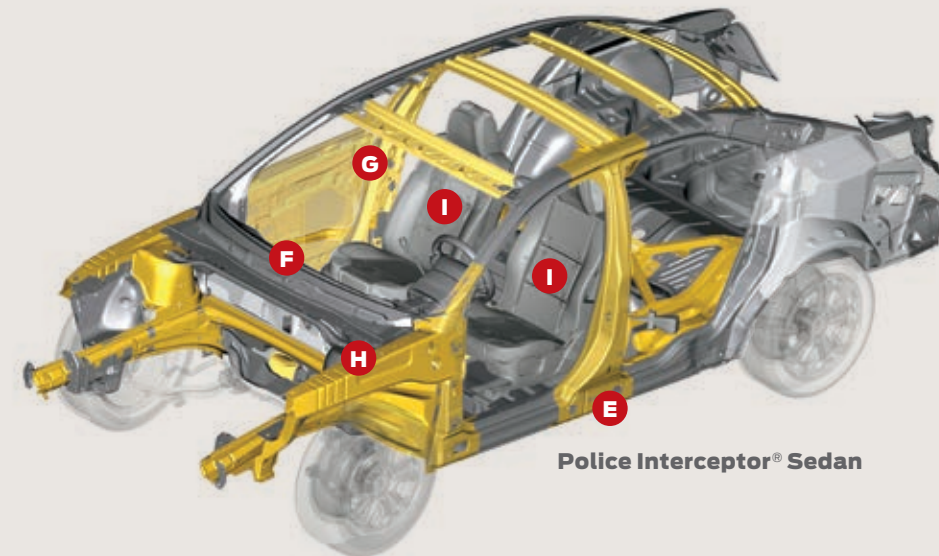


OFFICER PROTECTION IS PRIORITY ONE (WE GOT YOUR BACK, FRONT AND SIDES)

- A. 75-mph rear-impact crash tested!** Ford Police Interceptors continue a proud tradition of being the only vehicles on the market designed for the 75-mph rear-impact crash test!
- B. Surveillance Mode.^{2,3}** This system warns that someone is approaching the rear of the vehicle. Upon detection, a chime sounds, the driver's window automatically rises and all doors lock. Intermittent Fault Filter[®] (IFF) technology sifts out erroneous changes in sensor signals.
- C. Manual key lock cylinders.** The 3 exterior cylinders – on the front doors and decklid/liftgate – provide quick, reliable access with a simple fleet key.

- D. Level III or Level IV+ Ballistic front-door panels.^{2,4}** Ford pursuit-rated vehicles offer National Institute of Justice Standard Level IV protection against armor-piercing, .30-caliber rifle ammunition. Level III panels can resist all handgun and non-armor-piercing bullets up to .30 caliber. Each panel style can also handle specific special-threat rounds identified by the Los Angeles Police Department.
- E. SPACE (Side Protection And Cabin Enhancement) Architecture.** A hydroformed cross-vehicle beam solidifies the vehicle's sides.
- F. Multiple airbags.⁵** Just in case, the front-seat Personal Safety System[™] (with front airbags), front-seat side airbags, and 1st- and 2nd-row Safety Canopy[®] System (housing side-curtain airbags) are at the ready.

- G. Hidden rear door-lock plungers.²** These out-of-sight plungers are manually operable only by officers in front.
- H. Virtual force field of assurance.** In the event of a crash, advanced safety technology helps to absorb the energy of the collision and to direct the impact forces away from the occupants. Additionally, crumple zones are strategically placed in the frame or body of the vehicle, further absorbing and dissipating the energy of a crash to reduce intrusion into the occupant compartment.
- I. Extra-tough anti-stab plates.** To help keep unruly types at bay, deflective steel intrusion plates are built into the driver and front-passenger seat backs.



¹The full-size spare tire secured in the factory location is necessary to achieve police-rated 75-mph rear-impact crash-test performance attributes. ²Available feature. ³System can be configured to meet specific agency needs. For new-production ship-through, contact Crown North America at 1.800.321.4934, ext. 3425, or visit crown-na.com. For aftermarket system ordering, contact Intermotive Vehicle Controls at 1.800.969.6080, or visit intermotive.net. ⁴Contact 1.800.34.FLEET for panel performance specifications. Visit fleet.ford.com for more details. **Warning: As with any body armor, protection provided by the ballistic door panel is limited. Certain rounds or combinations of rounds may penetrate the panel and cause serious injury or death.** ⁵Always wear your safety belt and follow airbag warning label instructions.

POLICE INTERCEPTORS & SSP SEDAN DNA DURABILITY



GOING ABOVE & BEYOND THE CALL OF DUTY

Heavy-duty 2x durability tested. The Police Interceptors and SSP Sedan have all undergone extensive evaluations, such as curb impacts, water fording and reverse J-turns.

Heavy-duty steering and suspension components on the Sedan and Utility respond in the name of control, capability and comfort. Electric power-assisted steering (EPAS) adjusts to vehicle speed, crowned roads and crosswinds. For smooth, predictable, high-speed handling at every turn, the front and multilink rear suspensions are fully independent – each one also incorporates a sturdy stabilizer bar to combat body lean. Helical coil springs and stiffened, gas-pressurized hydraulic shocks are made for the rigors of police work. Premium hubs and bearings are extra-large for extra-long durability. The unique Ford designed underbody deflector plate¹ **A** helps divert debris and guard against scrapes – crucial to the integrity of the oil pan. The plate's shape facilitates oil-filter changes.

Heavy-duty anti-lock disc brakes contribute to extreme high performance. This is because police vehicles don't just need to go fast, they must halt rapidly – under control. Developed in association with the Los Angeles Sheriff's Department and Michigan State Police, this long-wear-life system's unique inverted-hat vented rotors **B** are paired with large swept-area calipers **B** and unique pads for high thermal capacity.

Heavy-duty cooling system regulates extreme heat. The high-capacity radiator, engine oil cooler and transmission fluid cooler – working with the police-calibrated fan and grille – optimize operation in times of pursuit or periods of idling.

Heavy-duty wheels are teamed with police-purposed tires. Hefty 18" steel wheels **C** are designed to withstand the punishment of daily duty no matter where the trail leads. The 5-spoke design lets the brakes breathe freely and stay cool. Tires **C** are constructed to maximize grip, handling, rigidity and tread wear. To keep things rolling, the spare is not only full size, it's equipped with a Tire Pressure Monitoring System (TPMS) sensor. While TPMS is a standard vehicle feature, the Utility now takes it one step further with Individual TPMS, which can display exact pressure figures – tire by tire.

Heavy-duty alternator meets demands. There's ample support for radar, lights, radios, cameras, computers and more.

Heavy-duty door tethers strengthen hinge action during police work. These supplemental, front-door tethers **D** were thoroughly tested for structural and mechanical integrity.



AWD¹ ROAD WARRIORS

Police-calibrated Intelligent AWD isn't an add-on package — for every Ford Police Interceptor,[®] it's a full-time, always-active system that continually adjusts torque distribution during all conditions. And it's easy to operate: Just drive.

Pre-emptive torque is delivered by the millisecond among all 4 wheels to help maximize traction in snow or rain, on ice or gravel, and even when maneuvering on dry pavement. An active, on-demand coupler allocates a precise amount of torque from the front to the rear; up to 100% of available torque to either axle. There's no delay in delivery, and no wayward noises or clunks emanate from the system. Aggressive handling at any speed is predictable and easy. Intelligent AWD was co-developed with EVOC (Emergency Vehicle Operator Course) instructors for the utmost responsiveness and performance in challenging situations.

In addition, police-programmed AdvanceTrac[®] electronic stability control provides the confidence to hit corners hard? Monitoring driving situations through wheel speeds, steering angle, lateral acceleration, and vehicle rotation for both the vertical yaw axis and horizontal roll axis, AdvanceTrac adjusts automatically. To help avoid skidding and fishtailing, it utilizes the Anti-Lock Brake System (ABS) and all-speed traction control whenever wheelslip, understeer, oversteer or roll motion is detected. Roll Stability Control[™] is unique to the Utility; gyroscopic sensors check body-roll angle at least 100 times per second.



POLICE INTERCEPTORS & SSP SEDAN DNA
PURPOSE-BUILT



ENGINEERED TO HANDLE MAJOR – AND ALL THOSE MINOR – DISTURBANCES

High-powered Police Interceptor® V6 output is just the ticket to optimize closing speed. Generating a formidable 365 hp,^{1,2} the twin-turbo, direct-injection EcoBoost® V6 – tuned exclusively for police operations, and now available on both the Utility and Sedan – also delivers a powerful flat torque curve across the rev range. Output for the standard 3.7L V6 Interceptor Utility is a robust 304 horses.¹ A 305-hp flex-fuel^{1,3} 3.7L V6 is standard on the Interceptor Sedan AWD, while the available FWD-configured Interceptor Sedan performs with a 288-hp¹ flex-fueled³ 3.5L V6. Naturally aspirated V6 muscle employs twin independent variable camshaft timing (Ti-VCT) to help achieve peak power or efficiency, as conditions warrant.

Shift points for the 6-speed automatic are programmed to maximize V6 acceleration. The transmission adapts to officer driving habits, tracking maneuvers for optimal response in cruising situations as well as pursuit mode. Police-tuned, electric power-assisted steering (EPAS) ensures light turning effort at low speeds. Suspension components are finely calibrated for deft maneuvering at any speed. All of which reinforces the maxim of “Just drive.”

Engine and transmission components are backed by the assurance of the earlier of 5 years or 100,000 miles with Ford Protect PowertrainCARE.⁴ This coverage is further proof of the faith in dependability – backed by Ford Motor Company, honored at all Ford Dealerships, and fixed with Ford authorized parts installed by factory-trained and -certified technicians.

6 EXTRAORDINARY POWERTRAINS – EMPLOYING SMART 6-SPEED TRANSMISSIONS – OFFER DISTINCT PERFORMANCE AND EFFICIENCY ADVANTAGES OVER THE COMPETITION:

	 Interceptor Utility 3.7L Ti-VCT V6 FFV³ (Standard)	 Interceptor Utility 3.5L EcoBoost V6 (Optional)	 Interceptor Sedan 3.7L Ti-VCT V6 FFV³ (Standard)	 Interceptor Sedan 3.5L Ti-VCT V6 FFV³ (Optional)	 Interceptor Sedan 3.5L EcoBoost V6 (Optional)	 Special Service Sedan 2.0L EcoBoost I-4 (Standard)
Horsepower (hp @ rpm) ¹	304 @ 6,500	365 @ 5,500 ²	305 @ 6,500	288 @ 6,500	365 @ 5,500 ²	240 @ 5,500 ²
Torque (lb.-ft. @ rpm) ¹	279 @ 4,000	350 @ 1,500-5,000 ²	279 @ 4,000	254 @ 4,000	350 @ 1,500-5,000 ²	270 @ 3,000 ²
Drivetrain	All-wheel drive	All-wheel drive	All-wheel drive	Front-wheel drive	All-wheel drive	Front-wheel drive
Top speed (mph) ⁵	131	131	131	131	148 131 (optional)	120
EPA-estimated ratings (mpg) ⁶	15 city/20 hwy	15 city/20 hwy	16 city/22 hwy	17 city/25 hwy	15 city/22 hwy	19 city/28 hwy

¹Based on 2017MY ratings. ²Horsepower and torque ratings achieved with 93-octane fuel. ³Flex fuel is not available in states with California emissions standards: CA, CT, MA, MD, ME, NJ, NY, OR, PA, RI, VT and WA. ⁴The earlier of 5 years or 100,000 miles with PowertrainCARE coverage is a Ford Protect extended service plan – with a zero deductible – that’s standard on all Police Utility and Sedan models, except in Florida and New York, where it is the earlier of 5 years or 100,000 miles with a PowertrainCARE Limited Warranty. See your dealer for full details. In Texas, a Ford Protect extended service plan is a Service Contract from Ford Motor Service Company (License #SCP-165). ⁵Electronically limited in police powertrain calibrations. ⁶Based on 2017MY ratings. Actual mileage will vary.



IT'S CALLED COOPERATING WITH THE AUTHORITIES

Police-purposed cabin. Within the ergonomically designed living quarters of the Sedan and Utility, police-specific amenities are numerous. An engineered-in, column-mounted shifter **A** is a durable space saver. For convenience, pedals **B** are adjustable, and the Sedan trunk release **C** or Utility liftgate release are finger-touch-activated. Specific to the Utility, the global lock/unlock capability for the doors and liftgate can be ordered as a no-charge option. Dual 12-volt powerpoints **D** are easily accessed. A pair of LCD screens are packed with helpful details – including an engine-idle meter readout – and can be operated by 5-way steering wheel-mounted controls. Once paired, SYNC^{®1,2} recognizes a cell phone and supports hands-free voice calling: Press a switch on the steering wheel, then speak commands. Additionally, the certified speedometer (also available in digital format) provides readouts at a glance, and BLIS[®] (Blind Spot Information System) with cross-traffic alert^{1,3} can lend an assist before changing lanes.

Aftermarket cost-savings potential. A recessed universal top tray **E** is centrally located and sized ideally for speed-sensing systems. The removable, Ford designed steel front console mounting plate **F** is another solid foundation for aftermarket equipment. Center-console space measures a wide-open 9" between the driver and front-passenger seats, matching the width of the Crown Victoria Police Interceptor[®] (CVPI) center console. So transfer of an existing CVPI apparatus is easy and direct, since wiring can be channeled from the back of the vehicle and/or the instrument panel. On the Utility, the power distribution junction block – with a pair of 50-amp battery ground circuits – is repositioned from the passenger-side rear quarter panel to the back of the 2nd-row, passenger-side floorboard; this is now a standard feature.

To assist fleets – and help dramatically reduce upfitting time – Ford offers compatible, factory-direct police equipment.¹ Save administrative time, shop time and vehicle downtime with expert installation, utilizing components available individually or in complete packages; everything is verified exactly as part of the Ford Quality System. Crash testing, cycle testing, vibration, severe temperature, humidity and corrosion are evaluated extensively. All parts – such as the Ready-for-the-Road Package¹ system control **G** and police headlamp housing **H** (also available separately) – are validated to vehicle manufacturer safety standards and backed by Ford Dealers and authorized Ford Fleet maintenance facilities. To obtain detailed and technical information, download the *Police Modifier Guide* at ford.com/fordpoliceinterceptor (go to “GET UPDATES” and then select “Brochures/Upfit Guide”).

Customizable, auxiliary control buttons.¹ Minimize distraction while performing police tasks on the go: Ford engineers integrated 4 remappable switches **I** (Sedan shown) on the steering wheel. They can connect the driver to aftermarket equipment, including lights, sirens, speakers and canine door releases. Whatever the need, grounded outputs are on-board for use with the switches.

A tool chest made especially for law enforcement. Exclusive to the Police Interceptor Utility, this 3-drawer, high-strength lock box⁴ **J** adds ample room to store, sort and secure gear – big and small. The tough, protective unit keeps supplies out of sight while reserving room under each end of the box to haul extra-large loads when the need arises.

An all-new way to keep operations under wraps. Activate user-configurable Silent Mode^{1,5} to disable all courtesy lamps and daytime running lamps.

POLICE INTERCEPTORS & SSP SEDAN SPECIFICATIONS

STANDARD FEATURES

- 4.2" color LCD screens including digital speed readout in police instrument cluster and center stack "smart display"
- 9" space between driver's seat and front-passenger seat for aftermarket consoles
- 12-volt powerpoints (2)
- 75-mph rear-impact crash tested¹ (Police Interceptors)
- All-wheel drive (AWD) (Police Interceptors)
- Front-wheel drive (FWD) (SSP Sedan)
- Alternator – Heavy-duty 220-amp²
- Alternator – Heavy-duty 200-amp (SSP Sedan)
- Audio – AM/FM stereo/single-CD player with MP3 capability, clock and 4 speakers (Sedan), 6 speakers (Utility)
- Badge – Police Interceptor^{®2}
- Badge – Special Service Police
- Battery – Heavy-duty (78-amp-hr/750 CCA)
- Built-in steel intrusion plates in both front seat backs
- Climate controls – Manual air conditioning
- Column-mounted shifter
- Console mounting plate – Front
- Cooling system – Heavy-duty
- Cruise control
- Dash pass-through for aftermarket wiring
- Door-sill scuff plates – Front and rear
- Easy Fuel[®] capless fuel filler
- Electric power-assisted steering – Heavy-duty
- Engine – 3.7L Ti-VCT V6 FFV-capable
- Engine-hour meter
- Exterior key locks – Driver and front-passenger doors and decklid/liftgate
- Fleet key – Low-cost replacement (includes 4 keys)
- Flooring – Heavy-duty vinyl
- Full-size spare wheel and tire with TPMS
- Glass – Solar-tinted (Sedan)
- Glass – Solar-tinted 1st row; privacy glass 2nd row, rear quarter and liftgate (Utility)
- Headlamps – Projector-beam halogen (Sedan)
- Headlamps – LED low beams; incandescent (halogen) high beams (Utility)
- Headliner – Easy-to-drop
- Independent front and rear suspensions
- Liftgate unlock switch – Overhead console (Utility)
- Mirrors – Power sideview, manual foldaway with integrated blind spot mirrors
- Power-adjustable pedals
- Power distribution junction block with two (2) 50-amp battery ground circuits
- Power door locks
- Power windows with one-touch-up/-down driver's side with disable feature (Sedan)
- Power windows with one-touch-up/-down driver/front-passenger side with disable feature (Utility)
- Powertrain mounts – Heavy-duty
- Rear recovery hook (Utility)
- Rear-window defroster
- Red/white dome light – 1st row
- Redundant digital speedometer display
- Seat – Front heavy-duty cloth, 6-way power driver's with manual lumbar
- Seat – Front heavy-duty cloth passenger
- Seat – Rear vinyl bench (Sedan)
- Seat – Rear vinyl 60/40 split-fold bench (Utility)
- Taillamps – Halogen (Sedan)
- Taillamps – LED (Utility)
- Tilt/telescoping steering column (Sedan)
- Tilt steering column (Utility)
- Tires – 245/55R18 all-season BSW (Police Interceptors)
- Tires – 235/55R18 all-season BSW (SSP Sedan)
- Transmission – 6-speed automatic (police-calibrated)
- Trunk/cargo area – Flat load floor
- Underbody deflector plate² (Sedan; Utility with 3.5L EcoBoost[®])
- Universal top tray for police equipment
- Wheels – Heavy-duty 18" 5-spoke steel

STANDARD SAFETY & SECURITY

- Advanced, ultra-high-strength boron steel in the A-, B- and C-pillars
- AdvanceTrac[®] electronic stability control (Sedan)
- AdvanceTrac with RSC[®] (Roll Stability Control[™]) (Utility)
- Airbag – Front-passenger knee (Utility)
- Airbags – Front-seat side, plus Safety Canopy[®] System with side-curtain airbags and rollover sensor
- Brakes – 4-wheel heavy-duty disc with Anti-Lock Brake System (ABS) (police-calibrated)
- Ignition-wired trunk release (Sedan)
- Personal Safety System[™] for driver and front passenger³
- Rear view camera with washer (Utility)
- SOS Post-Crash Alert System[™]
- Tire Pressure Monitoring System (TPMS); Utility features a true-location Individual TPMS
- Traction control

DRIVETRAINS

- Police Interceptor Sedan (AWD) – Standard P2M
- Police Interceptor Sedan (FWD) – Optional; 501A – Standard P2L
- Police Interceptor Utility (AWD) – Standard K8A

POWERTRAINS

- Sedan**
- 3.7L Ti-VCT V6 FFV with 6-speed automatic transmission – Standard (top speed 131 mph) 99K/44J
 - 3.5L Ti-VCT V6 FFV with 6-speed automatic transmission – Optional (top speed 131 mph) 998/44J
 - 3.5L EcoBoost V6 with 6-speed automatic transmission – Optional (top speed 148 mph) 99T/44C
 - 3.5L EcoBoost V6 with 6-speed automatic transmission – Optional (top speed 131 mph) 99T/12T
 - 2.0L EcoBoost I-4 with 6-speed automatic transmission⁴ – Optional (top speed 120 mph) 999/446
- Utility**
- 3.7L Ti-VCT V6 FFV with 6-speed automatic transmission – Standard (top speed 131 mph) 99R/44C
 - 3.5L EcoBoost V6 with 6-speed automatic transmission – Optional (top speed 131 mph) 99T/44C

WHEELS



Standard: Set of 5 heavy-duty 18" 5-spoke steel wheels with center caps (5th wheel is full-size spare)



Optional: Set of 4 18" full-face wheel covers with metal clips (65L)



Optional: Set of 4 18" painted aluminum wheels (Sedan 642/Utility 64E)

EXTERIOR COLORS

- | | | | |
|---------------------|-----------------------|---------------------|-------------------------|
| | | | |
| Oxford White (YZ) | Shadow Black (G1) | Smokestone* (HG) | Arizona Beige* (E3) |
| | | | |
| Medium Brown* (BU) | Kodiak Brown* (J1) | Vermillion Red (E4) | Dark Toreador Red* (JL) |
| | | | |
| Light Blue* (LN) | Royal Blue* (LM) | Norsea Blue* (KR) | Blue* (FT) |
| | | | |
| Dark Blue* (LK) | Medium Titanium* (YG) | Silver Gray* (TN) | Ingot Silver* (UX) |
| | | | |
| Sterling Gray* (UJ) | | | |
- *Metallic.

INTERIOR FABRICS

- | | |
|---|---|
| | |
| Charcoal Black heavy-duty cloth (standard for front row, optional for rear row) | Charcoal Black heavy-duty vinyl (standard for rear row) |



FLEX FUEL

¹The full-size spare tire secured in the factory location is necessary to achieve police-rated 75-mph rear-impact crash-test performance attributes. ²Not available on SSP Sedan. ³Includes dual-stage front airbags, safety belt pretensioners, safety belt energy-management retractors, safety belt usage sensors, driver's seat position sensor, crash severity sensor, restraint control module and Front-Passenger Sensing System. ⁴SSP Sedan only. Includes Active Grille Shutter System.

Because of occasional variations in printing, consult your Ford Dealer to ensure the true color choice you make is correct. Colors shown are representative only. See your dealer for actual paint/trim options. Visit fleet.ford.com for more information on colors and special paint options.

POLICE RESPONDER™ HYBRID SEDAN



Concept vehicle shown. Shadow Black. Available and aftermarket upfit equipment. Available Summer 2018.



SPECIFICATIONS

STANDARD FEATURES

- 12-volt powerpoint and USB port
- Alternator – 165-amp
- Audio – AM/FM stereo with 6 speakers
- Auxiliary power distribution box in trunk, plus rear power lug
- Battery – Lithium-ion
- Brakes – Police-tuned Regenerative Braking System
- Built-in steel intrusion plates in both front seat backs
- Console mounting plate – Front
- Control circuits for grille lights, siren and speaker
- Cruise control
- Door-sill scuff plates – Front
- Dual-zone electronic automatic temperature control
- Easy Fuel® capless fuel filler
- Engine – 2.0L iVCT Atkinson-cycle I-4 HEV with permanent-magnet AC-synchronous electric motor
- Engine-hour meter
- Engine oil cooler
- Flooring – Heavy-duty vinyl
- Front-wheel drive (FWD)
- Glass – Solar-tinted
- Headlamps – Halogen
- Heavy-duty front-door tether straps
- Locking glove box

STANDARD SAFETY & SECURITY

- AdvanceTrac® electronic stability control
- Airbags – Driver and front-passenger knee, front-seat side and side-curtain
- Brakes – Power-assisted, 4-wheel disc with Anti-Lock Brake System (ABS), and 17" twin-piston calipers and rotors (police-calibrated)
- Individual Tire Pressure Monitoring System
- Integrated keyhead transmitter remotes
- MyKey®

- Mirrors – Power sideview, manual foldaway with integrated blind spot mirrors
- Overhead console – 1st-row red task lighting, dome light with courtesy map lights
- Police Engine Idle Feature
- Power door locks
- Power windows with one-touch-up/-down
- Rotary gear shift dial
- Rear-window defroster
- Seat – Front heavy-duty cloth, 6-way manual driver's seat
- Seat – Front heavy-duty cloth, 4-way manual front-passenger
- Seat – Rear vinyl bench
- SYNC®
- Taillamps – LED
- Tire Inflator and Sealant Kit
- Tires – 235/50R17 all-season BSW
- Transmission – Electronically controlled continuously variable (eCVT)
- Trunk Pack™ – Divided storage insert below load floor
- Underbody deflector plate
- Universal equipment tray on top of instrument panel
- Wheels – 17" steel with cover

- Perimeter alarm
- Personal Safety System™ for driver and front passenger with dual-stage front airbags
- Rear view camera
- Remote Keyless Entry System
- SecuriLock® Passive Anti-Theft System
- SOS Post-Crash Alert System™

AVAILABLE FEATURES

- 100-watt siren/speaker
- Ballistic door panels (Level IIIa) – Driver's door
- Ballistic door panels (Level IIIa) – Driver and front-passenger doors
- Bumper-to-frame-rail bracket kit
- Dark car feature
- Daytime running lamps
- Engine block heater
- Front console mounting plate delete
- Inoperable rear door handles/inoperable locks/rear-window power disable (operable from driver's side)
- Noise suppression bonds
- Rear console plate
- Rear view camera – Image displayed in rearview mirror (no-charge option)
- Rear-window power disable (operable from driver's side)
- Seat – Rear heavy-duty cloth

AVAILABLE PACKAGES

- Refer to pages 45-47 for full descriptions.
- Front Headlamp Lighting Solution (14A)
- Front Marker Prep Bezel/Panel Housing (18G)
- Ready-for-the-Road Package (20D)
- Rear Lighting Solution (51C)
- Taillamp Lighting Solution (52D)
- Ultimate Wiring Package (20E)

DIMENSIONS & CAPACITIES¹

EXTERIOR (in.)		INTERIOR (in.)	
Length	191.8	Rear	
Wheelbase	112.2	Head room	37.8
Width (mirrors folded)	75.2	Leg room	38.3
Height	58.0	Hip room	54.4
		Shoulder room	56.9
INTERIOR (in.)		CAPACITIES (cu. ft.)	
Front		Passenger volume	102.8
Head room	39.2	Cargo volume	12.0
Leg room (max.)	44.3	Total interior volume	114.8
Hip room	55.0	Fuel (gal.)	14.0
Shoulder room	57.8	Seating	5


ENGINE

Combined Horsepower	188
2.0L iVCT Atkinson-cycle I-4 HEV engine	
Horsepower (hp @ rpm)	141 @ 6,000
Torque (lb.-ft. @ rpm)	129 @ 4,000


PROJECTED EPA-ESTIMATED RATINGS²

2.0L iVCT Atkinson-cycle I-4 HEV engine	40 city/36 hwy/38 combined mpg
---	--------------------------------

EXTERIOR COLORS



INTERIOR COLOR



F-150 POLICE RESPONDER™



Pre-production model shown. Shadow Black. Available and aftermarket upfit equipment. Available Spring 2018.



SPECIFICATIONS

STANDARD FEATURES

SuperCrew® 4x4 with 5.5' box
 12-volt powerpoints, front (2)
 26.0-gallon fuel tank capacity
 Alternator – 240-amp
 AM/FM stereo/single-CD player with 6 speakers
 Autolamp automatic on/off headlamps
 Black vinyl floor covering
 Built-in steel intrusion plates in both front seat backs
 Cargo box tie-downs (4)
 Class IV trailer hitch
 Cruise control
 Electronic shift-on-the-fly (ESOF)
 Engine – 3.5L EcoBoost® V6
 Engine-hour meter
 Engine-idle meter
 FX4 Off-Road Package¹ includes electronic-locking rear axle, Hill Descent Control,™ off-road-tuned shock absorbers, and skid plates on the fuel tank, transfer case and front differential

STANDARD SAFETY & SECURITY

AdvanceTrac® with RSC® (Roll Stability Control™) and Curve Control
 Airbags – Front-seat side and Safety Canopy® System with side-curtain airbags and rollover sensor
 Belt-Minder® front safety belt reminder
 Brakes – Upgraded power 4-wheel vented disc with Anti-Lock Brake System (ABS)
 MyKey®
 Perimeter alarm

AVAILABLE FEATURES

Backup alarm system
 Black platform running boards
 BoxLink™ with 4 premium locking cleats
 Box side steps
 Bumpers – Chrome, front and rear
 Daytime running lamps – Non-configurable
 Engine block heater
 Fixed rear window with privacy glass and defroster
 Fog lamps
 Integrated trailer brake controller
 Mirrors – Manual-folding, power, heated sideview with integrated turn signal indicators, high-intensity LED security approach lamps, LED spotlights, driver's side auto-dimming feature, and black mirror caps

Mirrors – Power sideview
 Police Responder tailgate badge
 Power windows and door locks
 Seat – Police-grade cloth, 8-way power driver's seat and 4-way manual front-passenger seat with center seat section deleted (40/blank/40 front seats)
 Seat – Front-seat rear map pockets delete
 Seat – Rear vinyl bench
 Speedometer – Police-calibrated
 Steering column-mounted shifter
 SYNC® with 1 smart-charging USB port
 Tires – LT275/65R18 OWL all-terrain
 Transmission – Electronic 10-speed automatic with selectable drive modes: Normal, Tow/Haul, Snow/Wet, EcoSelect and Sport
 Wheels – 18" 6-spoke machined aluminum with Magnetic-painted pockets

Personal Safety System™ for driver and right-front passenger with dual-stage front airbags
 Rear view camera with dynamic hitch assist
 Remote Keyless Entry System
 SecuriLock® Passive Anti-Theft System
 SOS Post-Crash Alert System™
 Tire Pressure Monitoring System (excludes spare)
 Trailer sway control

Mirrors – Manual-folding/-telescoping, trailer tow with power, heated glass; turn signal indicators; high-intensity LED security approach lamps; LED spotlights; and black mirror caps
 Plastic drop-in bedliner
 Reverse Sensing System
 Seat – 10-way power front-passenger
 Stowable bed extender
 Stowable loading ramps
 Tailgate step includes step, grab bar and tailgate lift assist
 Tonneau cover – Hard-folding by Advantage²
 Tonneau cover – Soft-folding by Advantage²
 Tough Bed® spray-in bedliner

AVAILABLE PACKAGE¹

Trailer Tow Package (53A)

CARGO AREA

CARGO AREA (in.)	5½' Styleside Box
Length at floor	67.1
Width at wheelhouse	50.6
Maximum width inside box	65.2
Volume (cu. ft.)	52.8

ENGINE³

ENGINE	Transmission (with progressive range select and tow/haul mode)	Horsepower (hp @ rpm)	Torque (lb.-ft. @ rpm)
3.5L EcoBoost 4-valve V6	10-speed SelectShift automatic	375 @ 5,000	470 @ 3,500

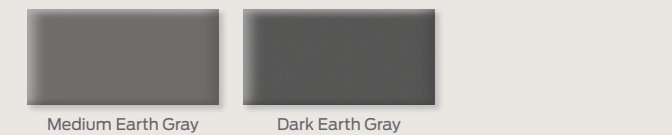
DIMENSIONS & CAPACITIES⁴

EXTERIOR (in.)	SuperCrew	INTERIOR (in.)	SuperCrew
Length	231.9	Rear	
Wheelbase	145.0	Head room	40.4
Width (mirrors folded)	79.9	Leg room	43.6
Height	77.2	Hip room	64.7
Approach angle	25.5°	Shoulder room	65.9
Departure angle	26.0°	CAPACITIES (cu. ft.)	
Ground clearance	9.4	Total Passenger volume	131.8
		Fuel (gal.)	26.0
		Payload³ (lbs.)	2,030
		Towing³ (lbs.)	7,000
		GVWR³ (lbs.)	7,000
INTERIOR (in.)			
Front			
Head room	40.8		
Leg room (max.)	43.9		
Hip room	62.5		
Shoulder room	66.7		

EXTERIOR COLORS⁵



INTERIOR COLORS⁵



F-150 SSV



F-150 XL SuperCrew® 4x4. Shadow Black. Available and aftermarket upfit equipment. Pre-production model shown. Available Spring 2018.

SPECIAL SERVICE VEHICLE (SSV) PACKAGE (66S)

- Available on XL SuperCab and SuperCrew only
- 5.0L Ti-VCT 4-valve V8 FFV or 3.5L EcoBoost® 4-valve V6 engine
- 240-amp alternator
- Cloth 40/blank/40 front seats (SG) with center-seat section deleted (restraint control module cover provided)
- Column-mounted shifter
- Vinyl rear bench seat and floor covering

SPECIFICATIONS

STANDARD FEATURES

12-volt powerpoint, front
 26.0-gallon fuel tank capacity
 Auto Start-Stop Technology
 Black vinyl floor covering
 Cargo box tie-downs (4)
 Cruise control (XL 101A)
 Daytime running lamps – Configurable
 Easy Fuel® capless fuel filler

STANDARD SAFETY & SECURITY

AdvanceTrac® with RSC® (Roll Stability Control™) and Curve Control
 Airbags – Front-seat side and Safety Canopy® System with side-curtain airbags and rollover sensor
 Belt-Minder® front safety belt reminder
 Brakes – Power 4-wheel vented disc with Anti-Lock Brake System (ABS)
 LATCH – Lower Anchors and Tether Anchors for Children
 MyKey® (XL 101A)

AVAILABLE FEATURES

4x4
 AM/FM stereo/single-CD player with clock and 6 speakers
 Backup alarm system
 Black cab steps
 Box side steps
 BoxLink™ with 4 premium locking cleats
 Class IV trailer hitch
 Daytime running lamps – Non-configurable
 Engine block heater
 Fixed rear window with privacy glass and defroster
 Floor liners
 Fog lamps
 Ford Telematics™ powered by Telogis®¹
 Integrated trailer brake controller

Electronic shift-on-the-fly (ESOF) (4x4)
 Mirrors – Power sideview (XL 101A)
 Power windows and door locks (XL 101A)
 Quick-release tailgate with lock
 SYNC® (XL 101A)
 Transmission – 10-speed SelectShift® automatic with progressive range select and tow/haul mode
 XL Power Equipment Group (XL 101A)

Personal Safety System™ for driver and right-front passenger with dual-stage front airbags
 Rear view camera with dynamic hitch assist
 Remote Keyless Entry System (XL 101A)
 SecurILock® Passive Anti-Theft System
 SOS Post-Crash Alert System™
 Tire Pressure Monitoring System (excludes spare)
 Trailer sway control

Mirrors – Manual-folding, power, heated sideview with integrated turn signal indicators, high-intensity LED security approach lamps, LED spotlights, driver's side auto-dimming feature, and black mirror caps
 Plastic drop-in bedliner
 Reverse Sensing System
 Skid plates (4x4)
 Snow plow prep
 Stowable loading ramps
 SYNC (XL 100A)
 Tailgate step includes step, grab bar and tailgate lift assist
 Tires – LT245/70R17E BSW all-terrain
 Tonneau cover
 Tough Bed® spray-in bedliner
 Wheels – 18" Silver heavy-duty aluminum

AVAILABLE PACKAGES²

CNG/Propane Gaseous Engine Prep Package (98G)
 FX4 Off-Road Package (55A)
 Heavy-Duty Payload Package (627)
 Trailer Tow Package (53A)

Max. Trailer Tow Package (53C)
 XL Chrome Appearance Package (86A)
 XL Power Equipment Group (XL 100A) (85A)
 XL Sport Appearance Package (861)

CARGO AREA

CARGO AREA (in.)	5½' Styleside Box	6½' Styleside Box	8' Styleside Box
Length at floor	67.1	78.9	97.6
Width at wheelhouse	50.6	50.6	50.6
Maximum width inside box	65.2	65.2	65.2
Volume (cu. ft.)	52.8	62.3	77.4

ENGINES³

ENGINE	Transmission (with progressive range select and tow/haul mode)	Horsepower (hp @ rpm)	Torque (lb.-ft. @ rpm)
3.5L EcoBoost 4-valve V6	10-speed SelectShift automatic	375 @ 5,000	470 @ 2,500
5.0L Ti-VCT 4-valve V8 FFV	10-speed SelectShift automatic	385 @ 5,750	387 @ 3,850

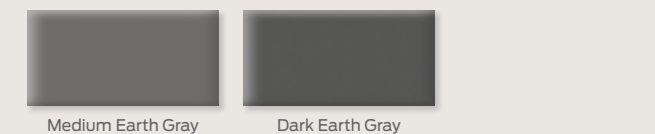
DIMENSIONS & CAPACITIES⁴

DIMENSIONS (in.)	SuperCab		SuperCrew	
	6½' Box	8' Box	5½' Box	6½' Box
Wheelbase	4x2/4x4 145.0	163.7	145.0	156.8
Length	4x2/4x4 231.9	250.5	231.9	243.7
Height	4x2/4x4 75.5/77.2	75.5/77.0	75.6/77.2	75.7/77.3
Width (excluding mirrors)	4x2/4x4 79.9	79.9	79.9	79.9
CAPACITIES				
	Passenger volume (cu. ft.)	Total 116.0	116.0	131.8
Fuel (gal.)	4x2/4x4 26.0 (36.0 optional)	26.0 (36.0 optional)	26.0 (36.0 optional)	26.0 (36.0 optional)
Payload ^{5,6} (lbs.)	4x2/4x4 2,300/2,120	2,980/2,720	2,160/2,100	2,910/2,660

EXTERIOR COLORS⁶



INTERIOR COLORS⁶



36 Not rated for pursuit.
¹Ford Licensed Accessory. ²Visit fleet.ford.com for complete package content. ³Based on 2017 model year ratings. ⁴Dimensions and capacities shown may vary due to optional features and/or production variability. ⁵Maximum when properly equipped. ⁶Available on select series. Restrictions may apply. See your dealer for details.

EXPEDITION/MAX SSV



Expedition XL, Shadow Black. Available and aftermarket upfit equipment. Pre-production model shown.

SPECIAL SERVICE VEHICLE (SSV) PACKAGE (102A)

- Available on XL only
- 17" steel wheels (265/70R17 AT OWL)
- 3.73 electronic limited-slip differential (eLSD)
- 3rd-row storage bins
- Column-mounted shifter
- Floor console delete
- Running boards delete
- Vinyl floor covering

SPECIFICATIONS

STANDARD FEATURES

- 12-volt powerpoints (4)
- Air conditioning with rear auxiliary controls
- Audio – AM/FM stereo/single-CD player with MP3 capability and 6 speakers
- Class IV trailer hitch
- Easy Fuel® capless fuel filler
- Electric power-assisted steering
- Engine – 3.5L EcoBoost® V6 with Auto Start-Stop Technology
- Halogen headlamps with rainlamp
- Mirror – Auto-dimming rearview
- Mirrors – Power, heated sideview with security approach lamps

STANDARD SAFETY & SECURITY

- 3-point safety belts for all seating positions
- AdvanceTrac® with RSC® (Roll Stability Control™)
- Airbags – Dual-stage front
- Airbags – Front-seat side
- Airbags – 3-row Safety Canopy® System with side-curtain airbags and rollover sensor
- Belt-Minder® front safety belt reminder
- Brakes – 4-wheel disc with Anti-Lock Brake System (ABS)
- Individual Tire Pressure Monitoring System (excludes spare)

AVAILABLE FEATURES

- 4-Wheel-Drive (4WD) System
- Black running boards
- Daytime running lamps

- MyKey®
- Power windows and door locks with one-touch -up/-down feature for 1st-row windows
- Rear-wheel drive (RWD)
- Seats – 1st-row buckets with recline and 6-way power driver's with power lumbar support; vinyl 2nd-row 40/20/40 split (CenterSlide®) with recline
- SYNC®
- Tilt steering column
- Tow hooks (4x4)
- Transmission – 10-speed SelectShift® automatic

- LATCH – Lower Anchors and Tether Anchors for Children
- Perimeter alarm
- Rear view camera with washer
- SecuriCode™ keyless entry keypad
- SecuriLock® Passive Anti-Theft System
- SOS Post-Crash Alert System™
- Trailer sway control

- Engine block heater
- Seat – 2nd-row 40/20/40 split bench (cloth)
- Seat – 3rd-row PowerFold®

AVAILABLE PACKAGES¹

- Fleet Convenience Package (50C)
- Heavy-Duty Trailer Tow Package (536)

DIMENSIONS & CAPACITIES²

EXTERIOR (in.)	Expedition	Expedition MAX
Length	210.0	221.9
Wheelbase	122.5	131.6
Width – Including mirrors	93.4	93.4
Mirrors folded	83.6	83.6
Height	76.5	76.2
Minimum running ground clearance	9.8	9.8 (4x2); 9.7 (4x4)
Lift-in height	35.3	34.9
Cargo rear opening height	32.7	32.7
Cargo rear opening width – Lower	51.4	51.4

INTERIOR (in.)	Expedition	Expedition MAX
1st Row		
Head room (max.)	42.0	42.0
Leg room (max.)	43.9	43.9
Hip room	62.2	62.2
Shoulder room	64.8	64.8

INTERIOR (in.)	Expedition	Expedition MAX
2nd Row		
Head room	40.0	40.0
Leg room	41.5	41.5
Hip room	62.6	62.6
Shoulder room	64.8	64.8
3rd Row		
Head room	37.3	37.4
Leg room	36.1	36.1
Hip room	51.4	51.4
Shoulder room	64.2	64.3

CAPACITIES (cu. ft.)	Expedition	Expedition MAX
Cargo volume –		
Behind 1st row	104.6	121.5
Behind 2nd row	63.6	79.6
Behind 3rd row	19.3	34.3
Fuel (gal.)	25.0	30.0
Seating	5, 7, 8	7, 8

TRAILER WEIGHT RATINGS³


Hitch Class	Expedition	Max. Load	Expedition MAX
4x2 Class IV	9,300 lbs.		9,000 lbs.
4x4 Class IV	TBD lbs.		TBD lbs.

Max. weights shown are for properly equipped vehicles with required equipment and a 150-lb. driver. Weight of additional options, equipment, passengers and cargo must be deducted from this weight. For additional information, see your dealer. Cargo and load capacity limited by weight and weight distribution.

EXTERIOR COLORS⁴



INTERIOR COLORS⁴



38 Not rated for pursuit. ¹Visit fleet.ford.com for complete package content. ²Dimensions and capacities shown may vary due to optional features and/or production variability. ³Requires optional Heavy-Duty Trailer Tow Package. ⁴Restrictions may apply. See your dealer for details. ⁵New for 2018.

TRANSIT PTV



Transit 250 MR LWB Cargo Van. Shadow Black. Available and aftermarket upfit equipment.

PRISONER TRANSPORT VEHICLE (PTV)

- Built Ford Tough® RWD lineup can be compartmentalized and customized with heating/cooling, lighting, surveillance cameras and more¹
- Unibody construction with choice of 3 roof heights,² 3 lengths² and 3 powertrains² (including EcoBoost® and diesel options)
- CNG/Propane Gaseous Engine Prep Package and conversion³ available
- Flex-fuel capability⁴
- Maximum payload ratings of up to 4,650 lbs.^{2,5}

SPECIFICATIONS

STANDARD FEATURES

- 12-volt powerpoints – 3
- 25-gallon fuel tank capacity
- 60/40 split side cargo door (LR)
- Air conditioning – Front (manual)
- Alternator – 150-amp
- Engine – 3.7L Ti-VCT V6 gas

STANDARD SAFETY & SECURITY

- 3-point safety belts for all seating positions
- AdvanceTrac® with RSC® (Roll Stability Control™)
- Airbags – Driver and front-passenger front, front-seat side and Safety Canopy® System with side-curtain airbags
- Brakes – 4-wheel disc with Anti-Lock Brake System (ABS)

AVAILABLE FEATURES

- 3 lengths: RWB, LWB and LWB EL
- 3 roof heights: LR, MR and HR⁶
- Alternator – Heavy-duty
- Console delete
- Cruise control
- D-pillar assist handles (MR and HR)
- DRW (dual rear wheels)
- Dual sliding side doors (MR and HR)
- Engine – 3.2L Power Stroke® I-5 Turbo Diesel
- Engine – 3.5L EcoBoost V6 gas
- Engine block heater
- Ford Telematics™ powered by Telogis®⁷
- Heavy-duty cargo flooring
- High-capacity upfitter switches (4)
- Integrated trailer brake controller (TBC)
- Mirrors – Manual sideview (short-arm)

AVAILABLE PACKAGES⁸

- Ambulance Prep Package (47B)
- Auxiliary Heater Prep Package (62A)
- Auxiliary Heater/AC Prep Package (62C)
- CNG/Propane Gaseous Engine Prep Package (98C)
- Exterior Upgrade Package (18D)

- Front overhead console (MR and HR)
- Mirrors – Power-adjustable sideview (short-arm)
- Power windows and door locks
- Sliding passenger-side cargo door (MR and HR)
- Transmission – 6-speed SelectShift® automatic
- Windshield wipers – Variable-intermittent

- Rear view camera
- Side-wind stabilization
- SOS Post-Crash Alert System™
- Tire Pressure Monitoring System (excludes spare, SRW only)

- Mirrors – Power-adjustable sideview (long-arm)
- Mirrors – Power-adjustable, heated sideview with turn signal indicators (long-arm or short-arm)
- Mirrors – Power-folding, heated sideview with turn signal indicators (short-arm)
- MyKey®
- Orange safety belts
- Privacy glass
- Push-down manual parking brake
- Reverse Sensing System
- SecuriLock® Passive Anti-Theft System
- Speed Limitation – 65-, 70- or 75-mph
- SYNC®
- SYNC 3
- Trailer wiring provisions
- Wheels – 16" easy-to-clean styled aluminum
- Wheels – DRW alloy forged

- Heavy-Duty Trailer Tow Package (53B)
- Interior Upgrade Package (96C)
- Load Area Protection Package (96D)
- Premium Package (96J)

DIMENSIONS & CAPACITIES⁹

	150/250 SRW		150/250/350 SRW			250/350 SRW; 350 HD DRW
	Regular 130		Long 148			Long EL 148
WHEELBASE (in.)						
Roof height	LR	MR	LR	MR	HR	HR
Passenger capacity	2	2	2	2	2	2
Rows of seats	1	1	1	1	1	1
EXTERIOR (in.)						
Wheelbase	129.9	129.9	147.6	147.6	147.6	147.6
Length	219.9	217.8	237.6	235.5	235.5	263.9
Height	83.6	100.8	83.2	100.7	110.1	109.4
Width – Excluding mirrors	81.3	81.3	81.3	81.3	81.3	81.3; 83.7
Width – Including short-arm mirrors	97.4	97.4	97.4	97.4	97.4	97.4
Width – Mirrors folded	83.2	83.2	83.2	83.2	83.2	83.2
Front track	68.2	68.2	68.2	68.2	68.2	68.2; 68.5
Rear track	68.6	68.6	68.6	68.6	68.6	68.6; 65.7
Front overhang	40.3	40.3	40.3	40.3	40.3	40.3
Rear overhang	49.7	47.6	49.7	47.6	47.6	76.0
Load height (curb)	28.9	28.9	28.7	28.7	28.7	28.0
Side-door opening height	49.6	63.0	49.6	63.0	63.0	63.0
Side-door opening width – 60/40 swing-out	51.2	–	51.2	–	–	–
Side-door opening width – Sliding	51.2	51.2	51.2	51.2	51.2	51.2
Rear cargo door opening height	49.5	64.9	49.5	64.9	74.3	74.3
Rear cargo door opening width	61.7	61.7	61.7	61.7	61.7	61.7
INTERIOR (in.)						
Head room	40.8	52.0	40.8	52.0	56.6	56.6
Leg room (max.)	41.3	41.3	41.3	41.3	41.3	41.3
Hip room	60.7	60.7	60.7	60.7	60.7	60.7
Shoulder room	67.9	67.9	67.9	67.9	67.9	67.9
Cargo length front (at floor)	126.0	126.0	143.7	143.7	143.7	172.2
Cargo length front (at belt)	115.9	115.9	133.6	133.6	133.6	162.0
Cargo width between wheelhouses	54.8	54.8	54.8	54.8	54.8	54.8; 45.4
Cargo height maximum	56.9	72.0	56.9	72.0	81.5	81.5
CARGO CAPACITY (cu. ft.)						
Cargo volume behind 1st row	246.7	315.2	277.7	357.1	404.3	487.2

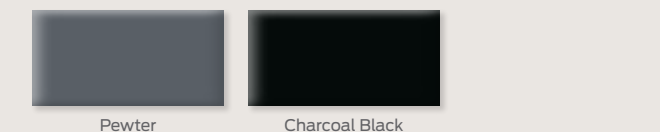
ENGINES

ENGINE	Horsepower (hp @ rpm)	Torque (lb.-ft. @ rpm)
3.7L Ti-VCT V6 gas	275 @ 6,000	260 @ 4,000
3.5L EcoBoost V6 gas	310 @ 5,500	400 @ 2,500
3.2L Power Stroke I-5 Turbo Diesel	185 @ 3,000	350 @ 1,500–2,500

EXTERIOR COLORS²



INTERIOR COLORS²



Not rated for pursuit.
¹Aftermarket upfit. ²Available on select series. Restrictions may apply. See your dealer for details. ³3.7L Ti-VCT V6 only; through a Ford Qualified Vehicle Modifier. ⁴Available on 3.7L Ti-VCT V6 only. Government orders only. ⁵When properly configured. Cargo, load and trailer tow capacities limited by weight and weight distribution. ⁶High Roof not available on Transit 150. ⁷Ford Licensed Accessory. ⁸Visit fleet.ford.com for complete package content. See your dealer for details. ⁹Dimensions and capacities shown may vary due to optional features and/or production variability. Cargo and load capacity limited by weight and weight distribution. ¹⁰Fleet only.

POLICE INTERCEPTOR® UTILITY LIGHTING SOLUTIONS¹

HEADLAMP HOUSING (86P)



Police front housing. Eliminates the need to drill or modify housing assemblies; with incremental hole for side marker lights.

FRONT HEADLAMP LIGHTING SOLUTION (66A)



Police headlamp. Includes base headlamp with high-beam wig-wag function and (2) white LED side warning lights.

SIDE MARKER LED LAMPS (63L)



Rear quarter-glass side marker LED lamps. Features backlit flashing, linear high-intensity LED lamps.

TAILLAMP LIGHTING SOLUTION (66B)



Police taillamp. Includes halogen base lamp, plus (2) integrated hemispheric lighthead LED side warning lights.

REAR LIGHTING SOLUTION (66C)



Police liftgate-glass lights. Includes (2) backlit flashing, linear high-intensity LED lights (driver side red; passenger side blue) with surround cover mounted inside the liftgate glass. **Police liftgate lights.** Features (2) backlit flashing, linear high-intensity LED lights (driver side red; passenger side blue) mounted inside the liftgate lip; lights activate when liftgate is open.



SIDE MARKER LED LAMPS (63B)



Sideview mirror side marker LED lamps. Features backlit flashing, linear high-intensity LED lamps.

FRONT WARNING AUXILIARY LAMPS (21L)



Front warning auxiliary lamps. Features integrated, custom-designed LED assemblies.

POCKET WARNING LAMPS (21W)



Forward indicator pocket warning lamps. Custom-designed, multifunctional Park/Turn/Warn (PTW) LED assemblies integrated into the headlamp system.

FRONT INTERIOR VISOR LIGHT BAR (96W)



Front interior Visor Light Bar. Includes (2) backlit flashing, linear high-intensity LED lights (driver side red; passenger side blue) mounted inside the windshield glass. Lights can be programmed for tricolor (red, white, blue) patterns.

REAR SPOILER TRAFFIC WARNING LIGHTS (96T)

- Red, blue, and amber LEDs (90 total; 30 of each color)
- Traffic control feature (left direction, right direction and center out)
- Smoked lenses reduce visibility against black paint
- Built-in auto-dimming feature in each module
- Completely sealed units for protection from environment
- Hard-coated lenses to prevent chipping
- Full lighting integration with Visor Light Bar (96W) through breakout box
- Additional features include: 3 function switches (auto-dim mode on/off, factory default on/off, and California Title 13 on/off); USB port for programming and configuration; 34 warning flash patterns; and 11 traffic direction flash patterns
- Meets photometric requirements: SAE J595 Class 1 and California Title 13
- Complies with Ford CS-2009 Class C EMC requirements



Rear spoiler traffic warning lights. Includes (2) backlit flashing, linear high-intensity LED lights (driver side red; passenger side blue) mounted on the edge of the rear spoiler. Lights can be programmed for tricolor (red, white, blue) patterns.

POLICE INTERCEPTOR® SEDAN & SSP SEDAN LIGHTING SOLUTIONS¹

HEADLAMP HOUSING (13P)



Police front housing. Eliminates the need to drill or modify housing assemblies; with incremental hole for side marker lights.

FRONT HEADLAMP LIGHTING SOLUTION (661)



Police headlamp. Includes base headlamp with high-beam wig-wag function and (2) white LED side warning lights.

SIDE MARKER LED LAMPS (96E)



Police side lamps. Fender side markers feature backlit flashing, linear high-intensity LED lamps.

TAILLAMP LIGHTING SOLUTION (662)



Police taillamp. Includes halogen base lamp, plus (2) integrated hemispheric lighthouse LED side warning lights.

REAR LIGHTING SOLUTION (663)



Police back-window lights. Includes (2) backlit flashing, linear high-intensity LED lights (driver side red; passenger side blue) with surround cover mounted inside the back window glass. **Police trunk lights.** Includes (2) backlit flashing, linear high-intensity LED lights (driver side red; passenger side blue) mounted inside the decklid; lights activate when trunk is open.



POLICE RESPONDER™ HYBRID SEDAN LIGHTING SOLUTIONS¹

FRONT HEADLAMP LIGHTING SOLUTION (14A)



Police headlamp. Includes wide angle high-intensity LED lights (driver side red; passenger side blue).

FRONT MARKER PREP BEZEL/PANEL HOUSING ONLY (18G)



Front warning auxiliary lamps. Features integrated, custom-designed LED prep assembly.

SIDE MARKER LED LAMPS (59G)



Sideview mirror side marker LED lamps. Features backlit flashing, linear high-intensity LED lamps.

TAILLAMP LIGHTING SOLUTION (52D)



Police taillamp. Includes base LED lights with wig-wag module functionality with alternating reverse lights and taillamp lights only.

REAR LIGHTING SOLUTION (51C)



Police back-window lights. Includes (2) backlit flashing, linear high-intensity LED lights (driver side red; passenger side blue) mounted inside the decklid. Also with (2) backlit flashing, linear high-intensity LED lights mounted inside the decklid; lights activate when trunk is open.



Lighting solutions shown on concept vehicle.

FACTORY-INSTALLED UPFIT PACKAGES¹


READY-FOR-THE-ROAD PACKAGE

Available on Police Interceptor[®] Utility (67H)², Police Interceptor Sedan (856)³, SSP Sedan (856)³ and Police Responder[™] Hybrid Sedan (20D)⁴

	Police Interceptor Utility	Police Interceptor Sedan/SSP Sedan	Police Responder ⁵ Hybrid Sedan
Police headlamp housing	X	X	
Police headlamp	X	X	X
Grille LED lights	X	X	X
Police taillamp	X	X	X
Police rear lighting	X	X	X
Storage vault	X	X	X
Trunk electronics tray		X	
Trunk circulation fan		X	X
Front console mounting plate	X	X	X
Rear console plate	X	X	X
Hidden door-lock plungers/rear door handles inoperable	X	X	
100-watt siren/speaker	X	X	X
Whelen CenCom [™] light controller head with dimmable backlight	X	X	X
Whelen CenCom relay center/siren/amp with Traffic Advisor	X	X	X
Light controller/relay CenCom wiring (wiring harness) with additional input/output pigtails	X	X	X
High-current pigtail	X	X	X
Whelen specific WECAN cable connects CenCom to control head	X	X	X
Pre-wiring for grille LED lights, siren and speaker	X	X	
(2) 50-amp battery and ground circuits in-trunk		X	X
Overlay wiring harness, grille LED lights, siren and speaker wiring, and control power harness			X



PI Utility



PI Sedan



PR Hybrid Sedan

Police headlamp. Includes base headlamp with high-beam wig-wag function and (2) white LED side warning lights.



PI Utility



PI Sedan



PR Hybrid Sedan

Police rear lighting. Includes (2) backlit flashing, linear high-intensity LED lights (driver side red; passenger side blue) with surround cover mounted inside the liftgate glass on the Utility, and inside the back window on the Sedans. Also with (2) backlit flashing, linear high-intensity LED lights mounted inside the liftgate lip on the Utility, and inside the decklid on the Sedans.



Rear console plate. Interfaces with front console mounting plate and extends through 2nd-row occupant area to seat bottom (acting as wiring conduit on top of transmission tunnel).




Hidden door lock plungers. Manual lock rod; rear door handles inoperable.



PI Utility



PI Sedan



PR Hybrid Sedan

Grille LED lights. Includes (2) backlit flashing linear high-intensity LED lights (driver side red; passenger side blue).



PI Utility



PI Sedan



PR Hybrid Sedan

Trunk/cargo area storage vault. Lockable and ideal for contraband/small arms; located on the driver's side of the trunk or cargo area in the Police Interceptors, and on the passenger side of the trunk in the Police Responder Hybrid Sedan.



100-watt siren/speaker. Includes wire.




Control system. Includes CenCom controller, control head, and wire.



PI Utility



PI Sedan



PR Hybrid Sedan

Police taillamp. Includes halogen base lamp – plus for Police Interceptors only, (2) integrated hemispheric lighthouse LED side warning lights.



Trunk electronics tray. Aluminum, retractable locking tray installed at plant; no height adjustment.



Trunk circulation fan. Wired to ignition to turn on; circulates air from the cabin to the trunk.



Wiring harness (Sedan). Includes (2) light connectors that support up to (3) LED lights each (engine compartment); (1) grille LED light connector that supports (2) LED lights; (2) 50-amp battery ground circuits in power distribution junction block (in-trunk); (1) 10-amp siren/speaker circuit (engine to trunk); trunk circulation fan; trunk electronics tray (4 sq. ft.); and pre-wiring for grille LEDs and siren/speaker.

Wiring harness (Utility). Includes (2) light connectors that support up to (6) LED lights each (engine compartment); (2) grille LED light connectors; and (1) 10-amp siren/speaker circuit (engine to cargo area).

FACTORY-INSTALLED UPFIT PACKAGES¹

TRUNK UPFIT PACKAGE

Available on Police Interceptor[®] Sedan and SSP Sedan (845)

- A. Trunk electronics tray** – Aluminum, retractable locking tray installed at plant; no height adjustment
- B. Trunk circulation fan** – Wired to ignition to turn on; circulates air from the cabin to the trunk; wiring harness not included
- C. Rear console plate** – Interfaces with front console mounting plate and extends through 2nd-row occupant area to seat bottom; acting as wiring conduit on top of transmission tunnel
- D. Wiring harness** – Includes (2) light connectors – supports up to (3) LED lights each (engine compartment); (1) grille LED light connector – supports (2) LED lights; (2) 50-amp battery ground circuits in power distribution junction block (in-trunk); (1) 10-amp siren/speaker circuit (engine to trunk); trunk circulation fan maintains airflow from cabin to trunk; trunk electronics tray (4 sq. ft.) with 18" of travel when fully extended; and pre-wiring for grille LEDs and siren/speaker

LIGHT CONTROLLER PACKAGE

Available on Police Interceptor Sedan and SSP Sedan (855)

- A. Trunk electronics tray** – Aluminum, retractable locking tray installed at plant; no height adjustment
- B. Trunk circulation fan** – Wired to ignition to turn on; circulates air from the cabin to the trunk
- C. Rear console plate** – Interfaces with front console mounting plate and extends through 2nd-row occupant area to seat bottom; acting as wiring conduit on top of transmission tunnel
- D. Wiring harness** – Includes (2) light connectors – supports up to (3) LED lights each (engine compartment); (1) grille LED light connector – supports (2) LED lights; (2) 50-amp battery ground circuits in power distribution junction block (in-trunk); (1) 10-amp siren/speaker circuit (engine to trunk); trunk circulation fan maintains airflow from cabin to trunk; trunk electronics tray (4 sq. ft.) with 18" of travel when fully extended; and pre-wiring for grille LEDs and siren/speaker
- E. Control system** – Includes PCC8R controller, control head, and wire

CARGO WIRING UPFIT PACKAGE

Available on Police Interceptor Utility (67G)

- C. Rear console plate** – Interfaces with front console mounting plate and extends through 2nd-row occupant area to seat bottom; acting as wiring conduit on top of transmission tunnel
- D. Wiring harness** – Includes (2) light connectors – supports up to (6) LED lights (engine compartment); (2) grille light connectors; and (1) 10-amp siren/speaker circuit (engine to cargo area)
- E. Control system** – Includes PCC8R controller, light relay center, control head, cable from controller to control head (console to cargo area), and wire

POLICE INTERIOR UPGRADE PACKAGE

Available on Police Interceptor Utility (65U), Police Interceptor Sedan (12P) and SSP Sedan (12P)

- F. Cloth rear seat** – Heavy-duty fabric
- G. Center floor console** – 2 cupholders and unique police finish
- Front and rear floor mats** – Carpeted and custom-fit (not shown)
- Front and rear carpeted floor covering** – Premium-grade (not shown)




SELECT FACTORY-INSTALLED UPFIT OPTIONS

Confidence in the capability of police equipment authorized by Ford. Components and installations are verified through the comprehensive Ford Quality System for exacting evaluation in terms of crash testing, cycle testing, vibration testing, hot/cold testing, humidity testing, corrosion testing and the like.

FREE-STANDING OPTIONS

Available on Police Interceptor Utility, Police Interceptor Sedan, SSP Sedan and Police Responder[™] Hybrid Sedan² (unless noted)

- A. Trunk electronics tray** – Aluminum, retractable locking tray installed at plant; no height adjustment (Police Interceptor Sedan only)
 - B. Trunk circulation fan** – Wired to ignition to turn on; circulates air from the cabin to the trunk; wiring harness not included (Police Interceptor Sedan and Police Responder Hybrid Sedan only)
 - C. Auxiliary air conditioning** – Offers climate control for the rear cargo area; not available with storage vault (Police Interceptor Utility only)
 - D. Trunk/cargo area storage vault** – Lockable and ideal for contraband/small arms; located on the driver's side of the trunk or cargo area in the Police Interceptors, and on the passenger side of the trunk in the Police Responder Hybrid Sedan
 - E. Rear console plate** – Interfaces with front console mounting plate and extends through 2nd-row occupant area to seat bottom; acting as wiring conduit on top of transmission tunnel
 - F. Hidden door lock plungers** – Manual lock rods; rear door handles inoperable (Police Interceptors only)
 - G. Spot lamp** – High-intensity incandescent or LED (shown) with swivel mount (driver's side only on Police Responder Hybrid Sedan)
 - H. Fender side marker LED lamps³** – Backlit flashing, linear high-intensity (Police Interceptor Sedan only)
 - I. Rear quarter glass side marker LED lamps³** – Wide-angle, backlit flashing, linear high-intensity (Police Interceptor Utility only)
 - J. Sideview mirror side marker LED lamps³** – Backlit flashing, linear high-intensity (Police Interceptor Utility and Police Responder Hybrid Sedan only)
- Pre-wiring for grille lamp, siren and speaker⁴** – Electrical harness inlay (14290) includes: (2) light connectors that support up to (3) LED lights each (in engine compartment), (1) grille LED light connector that supports (2) LED lights, and (1) front driver's side speaker siren cable (not shown)



VEHICLE SPECIAL ORDER (VSO) PAINT, LIGHTING & EQUIPMENT



VSO provides special paint and equipment options that are not currently available through regular – fleet-only – production. VSO offers a means of creating customized solutions that can meet the unique requirements of your force.

VSO color and equipment availability.¹ VSO can provide a variety of unique paint finishes; bright Fire Engine Red is a very popular choice. In addition, VSO lighting packages and options – such as those listed at right – offer a distinctive appearance and help ensure adherence to state law requirements.

New option development (VSO inquiries). Establishing new VSO options is initiated by a customer request called a “VSO inquiry.” Your dealer representative will submit the VSO inquiry. All requests are received, reviewed and approved by the VSO department to ensure the end product is compatible with regular and limited options. The end product must also meet Ford Motor Company standards of quality, durability, safety and performance.

Production timing. If you add existing VSO options to your vehicles, the process takes 60-90 days to go from order receipt to production. For newly created VSO options, please include the development timing provided within the inquiry response. For your fleet planning purposes, VSO production typically begins a month after Job One and balances out a month prior to Job Last.

To help you plan better, please visit fleet.ford.com/orders/vehicle-special-order before ordering, to view the most current VSO options.

MOST WANTED VSO EXTERIOR COLOR



Fire Engine Red

MOST WANTED VSO POLICE LIGHTING OPTIONS

- Grille lights – Red/red or blue/blue
- Rear lights – Red/red or blue/blue
- Front marker lights – Red/red, blue/blue or red/blue split
- Front PTW (Park/Turn/Warn) lights (Police Interceptor® Sedan only) – Red/red or blue/blue
- Side marker lights (Police Interceptor Sedan only) – Red/red or blue/blue
- Front indicator pocket warning lights (Police Interceptor Utility only) – Red/red, blue/blue
- Front warning auxiliary lights (Police Interceptor Utility only) – Red/red, blue/blue
- Sideview mirror side marker lights (Police Interceptor Utility only) – Red/red or blue/blue
- Taillamp warning lights (Police Interceptor Utility only) – Red/red, blue/blue or red/blue split
- Rear quarter-glass side marker lights (Police Interceptor Utility only) – Red/red or blue/blue

Visit fleet.ford.com/orders/vehicle-special-order for order codes, pricing and details.

THE NEXT LEVEL OF OFFICER SAFETY

Ford Telematics™ powered by Telogis® – Law Enforcement Edition? This powerful, purpose-built solution provides insights based on real-time data feeds from Police Interceptor and F-150 Police Responder™ computer systems.



VIEW REAL-TIME REPORTS

Make smarter fleet management decisions by getting a real-time status of your drivers and vehicles via a single web portal.



PROMOTE OFFICER SAFETY

Safety scorecards and dashboards provide driving insights and help promote safer habits behind the wheel.



INCREASE FLEET EFFICIENCY

Reduce idle time to help improve fuel economy and overall fleet efficiency.



MANAGE VEHICLE HEALTH

Maintain vehicles based on real-world usage, and utilize proactive maintenance alerts to identify issues before they become problems.

To learn more or request a free consultation, go to telogis.com/ford/law-enforcement or call **1.888.463.8945**.

STANDARD FEATURES

Miles driven	Stability/traction-control events	Fleet overview dashboard
Vehicle location	Airbag deployment indicator	Animated vehicle history
Excessive speeding events	Safety-belt use	50+ analytic reports
Harsh acceleration	Light-bar status	Secure access
Hard braking	Real-time insight alerts	
ABS events	Fuel economy	



FORD TELEMATICS™
Powered by Telogis® - Law Enforcement Edition

ESSENTIAL RESOURCES

How many units can you add to your fleet this year? The Ford Credit Municipal Lease/Purchase Finance Program is a flexible funding plan available to state and local governments that will let you acquire the units you need when you need them.



BENEFITS

- Maximize limited budget funds – typically, you can get the benefit of cost-efficient tax-exempt financing
- Avoid the high cost and downtime of maintaining older high-mileage vehicles
- Add units to your fleet with current technology
- Finance add-on equipment, upfits and extended warranty plans
- No down payment or security deposit required
- Accumulate equity with each payment, and realize ownership at lease-end
- Flexible payment schedules, including monthly, quarterly or annual payments, can be arranged to meet your needs

Best of all – Ford Credit Municipal Finance Specialists will assist you in handling the transaction from start to finish.

LEARN MORE

Ford Motor Credit Company LLC is not acting as a municipal advisor or financial advisor, and has no fiduciary duty to you pursuant to Section 15B of the Securities Exchange Act of 1934. The information contained in this brochure is not intended to be and should not be construed as “advice” within the meaning of Section 15B of the Securities Exchange Act of 1934 and the municipal advisor rules of the SEC.

Contact your Ford Credit Municipal Lease Specialist at 1.800.241.4199 or visit credit.ford.com/municipal-finance

OPTION A

Purchase today in cash!



OPTION B

Purchase with the Ford Credit Municipal Lease/Purchase Finance Program!



Note: Vehicles shown for illustrative purposes only.

Ford Motor Credit Company (“FMCC”) is providing the information contained in this document for discussion purposes only in connection with a proposed arm’s length commercial leasing transaction between you and FMCC. FMCC is acting for its own interest and has financial and other interests that differ from yours. FMCC is not acting as a municipal advisor or financial advisor to you, and has no fiduciary duty to you. The information provided in this document is not intended to be and should not be construed as “advice” within the meaning of Section 15B of the Securities Exchange Act of 1934 and the municipal advisor rules of the SEC. FMCC is not recommending that you take an action and you should discuss any actions with your own advisors as you deem appropriate.



FORD PROTECT IS AVAILABLE FOR ALL FORD SPECIAL SERVICE VEHICLES

Upgrade your protection: Select the extended warranty that best suits your needs. There are 4 plans available that wrap around or extend the powertrain warranty – PowertrainCare, BaseCare, ExtraCare, PremiumCare – with comprehensive coverage for up to 8 years and 150,000 miles on new vehicles. In addition, drop-off first-day rental is included on all plans.



FORD COLLISION PARTS

Dependability is crucial. To do your job, you depend on every piece of your equipment to function as it was designed. The same goes for your police unit, and if you’re ever in an accident, you can depend on Ford Collision Parts: sheet metal, bumpers and lights to help restore your vehicle to pre-accident condition. Ford Collision Parts are equal in quality, fit and structural integrity to the original parts that came on your vehicle because they are the same parts used in the production of new vehicles. Designed, engineered, and produced by Ford Motor Company to meet Federal Motor Vehicle Safety Standards. Cheap imitation parts can’t make that claim. So don’t settle for anything less dependable than Ford Collision Parts.



FORD FLEET CARE

Ford Fleet Care is a centralized billing service you can use to make a single monthly payment on behalf of your entire fleet for maintenance and repairs performed at participating Ford Dealers and Quick Lane® Tire & Auto Centers. Over-the-counter parts purchases at participating Ford Dealers can also be included. There is no enrollment fee, no per-vehicle fee and no administration fee for warranty-covered repairs. Plus, you preset your drivers’ spending limits, which cannot be exceeded without your approval. Visit fleetcare.ford.com or call **1.800.367.3221** for more information.

POLICE ADVISORY BOARD (PAB)

An industry first. Acting as a liaison and resource for law-enforcement agencies nationwide, the Police Advisory Board provides frank and direct feedback on the products, programs and policies of Ford. These standout officials help refine current vehicles and create future offerings. Input on safety, reliability and durability is essential to serving unique operational needs, and proves invaluable to the ongoing development of Ford law-enforcement vehicles. Please visit fleet.ford.com for more PAB specifics.



Andre Boniecki
Royal Canadian Mounted Police
andre.boniecki@rcmp-grc.gc.ca
613.843.3771



David Do
Los Angeles County Sheriff’s Department
dcdo@lasd.org
323.881.3982



Keith Larsen
Unified Police Department
klarsen@updsl.org
385.468.9458



Daren Turner
Las Vegas Metro Police Department
d6573t@lvmpd.com
702.828.3321



Karl Brenner
Massachusetts State Police
karl.brenner@state.ma.us
508.820.2270



David (Doc) Halliday (ret.)
Michigan State Police
dhalliday430@gmail.com
517.256.3689



Mike McCarthy
Michigan State Police
mccarthy4@michigan.gov
517.230.3184



Jim Turow
Guelph Police
jturow@guelphpolice.ca
519.824.1212 x7258



Jennifer Brown
Flagstaff Police Department
jbrown@coconino.az.gov
928.556.2305



Jeffrey Hawthorne
Palm Beach County Sheriff’s Office
hawthornej@pbso.org
561.688.3482



Steve Mills
California Highway Patrol
stmills@chp.ca.gov
916.376.3535



Logan Wernet
Mason City Police
lwernet@masoncity.net
641.494.3565



Larry Campbell
City of Fort Wayne
larry.campbell@cityoffortwayne.org
260.427.5291



Jason Husby
South Dakota Highway Patrol
jason.husby@state.sd.us
605.773.5481



Dave Motola
City of Miami Gardens
dmotola@miamigardens-fl.gov
954.816.2491




Sean Williams
Collier County Sheriff’s Office
sean.williams@colliersheriff.org
239.253.5361



Mike Carkido
Boardman Police Department
mcarkido@boardmantwp.com
330.726.4144



Carl Huse
Mississippi Highway Patrol
chuse@dps.ms.gov
601.940.0099




Scott Olexa
New York Police Department
scott.olexa@nypd.org
718.476.7588



Vartan Yeghyan
Los Angeles Police Department
vartan.yeghyan@lapd.lacity.org
213.486.7060



Joe Consoli (MDSP ret.)
Anne Arundel County Police Department
josephconsoli@aacounty.org
410.222.8655



Henry Kingwell
Hendon Publishing
henry@hendonpub.com
312.208.2272



Kevin Rausis (ret.)
San Diego Police Department
the2krs@cox.net
619.993.6506



Darrell Cooper
Kansas City, MO Police Department
darrell.cooper@kcmo.org
816.810.5922



Ed Kodis
Ontario Provincial Police
ed.kodis@opp.ca
705.238.1372



Todd Revell
Evangel University
revellt@evangel.edu
417.575.8911



FORD POLICE SUPPLY

FordPoliceInterceptor.com
FordPoliceResponder.com

HERE TO SERVE

GOVERNMENT SALES REGIONAL MANAGERS

Don Cobb

Northeast States:
CT, DE, MA, MD, ME, NH, NJ, NY, PA, RI, VT
860.250.9914
dcobb@ford.com

James Morgan

Southeast States:
AL, FL, GA, NC, SC, TN, VA
901.230.0125
jmorga12@ford.com

Jeff Nichols

North Central States: IA, IL, IN, KY, MI,
MN, OH, WI, WV
313.595.4691
jnichol3@ford.com

Greg Dugan

South Central States:
AR, KS, LA, MO, MS, OK, TX
972.632.8643
gdugan@ford.com

Scott Clark

Western States:
AK, AZ, CO, MT, ND, NE, NM, SD, UT, WY
801.808.4982
sclark10@ford.com

Steve Hoe

Western States:
CA, HI, ID, NV, OR, WA
916.705.5350
shoe@ford.com

GOVERNMENT SALES MANAGER

Tony Gratson

313.390.1041
tgratson@ford.com

STATE & LOCAL GOVERNMENT SALES MANAGER

Ron Anderson

313.390.1058
randers1@ford.com

VEHICLE SPECIAL ORDER (VSO) SALES COORDINATOR

Cale Kehoe

VSO Coordinator
313.390.0855
ckehoe1@ford.com

FEDERAL GOVERNMENT SALES MANAGER

Debra Hairston

313.390.1095
dhairsto@ford.com

MUNICIPAL BUSINESS DEVELOPMENT MANAGERS

Joe Girard

AK, AZ, AR, CA, CO, HI, ID, IL, IA, KS,
LA, MN, MS, MO, MT, NE, NV, NM, ND,
OK, OR, SD, TX, UT, WA, WI, WY
313.845.7894
jgirar15@ford.com

Mary Beth Leonard

CT, DE, ME, MD, MA, NH, NJ, NY,
PA, RI, VT
313.594.1825
mleona38@ford.com

Janet Doty

AL, FL, GA, IN, KY, MI, NC, OH, SC,
TN, VA, WV
313.390.7184
jdoty@ford.com

FORD CREDIT MUNICIPAL FINANCE PROGRAM

1.800.241.4199 (Press 1)

FORD FLEET CUSTOMER SERVICE

Fleet Customer Information
Center (FCIC):
1.800.34.FLEET (U.S.)
1.800.668.5515 (CANADA)

Open 8:30 AM – 5:00 PM EST

Choose from the following selections:

- FIN Enrollment/Website (Press 1)
- Fleet Sales/Order-to-Delivery (Press 2)

The FCIC supports Fleet Accounts by providing a single source to answer all of your Fleet-related questions.

POLICE INTERCEPTOR® MODIFIERS GUIDE

Call Center: 877.840.4338
Downloadable PDF:
fordpoliceinterceptorupfit.com

FORD FLEET

North American Fleet, Lease & Remarketing Operations

fleet.ford.com • 1.800.34.FLEET

Some features discussed may be optional. Vehicles shown may contain optional or modifier-installed equipment. Features shown may be offered only in combination with other options or subject to additional ordering requirements or limitations. Information in this brochure was developed from Order Guides as of May 2017. Following publication of this catalog, certain changes in standard equipment, options and the like, or product delays may have occurred which would not be included in these pages. • Always wear your safety belt, secure children in the rear seat and follow airbag warning label instructions. • SYNC®: Don't drive while distracted. Use voice-operated systems when possible; don't use handheld devices while driving. Some features may be locked out while the vehicle is in gear. Not all features are compatible with all phones. Message and data rates may apply. • For more information, visit fleet.ford.com. • Ford Motor Company reserves the right to change product specifications at any time without incurring obligations. Comparisons based on competitive models, publicly available information and Ford certification data at time of printing. • Unity is a registered trademark of Unity Manufacturing Co. • Whelen is a registered trademark of Whelen Engineering Co., Inc.



Printed in the USA. Please recycle.

© 2017 Ford Motor Company 18FLTPO