


WITH JUST ONE BOX, YOU CAN CARRY ALL KINDS OF THINGS.





THE FLOWER BOX



THE BATTER'S BOX



THE TACKLE BOX



THE TOOL BOX



THE ICE BOX



THE MUSIC BOX

THE 1976 VW STATION WAGON. THE BOX YOU CAN FIT ANYTHING INTO.

You've got a problem. Your life is filled with places to go and things to do. But how can you carry all the things you need in a car that's shaped like...a car? What you need is a car that's shaped like a box. A box big enough to take you, your family, your friends and your things wherever you want to go.

Easily. Comfortably. Economically.

Try the 1976 VW Station Wagon for size.

It gives you room for up to seven people (up to nine with optional seating configuration), a whole lot of gear, or any combination thereof. In fact, with the middle and rear seats out, you've got 176 cubic feet of interior space.

And nothing was ever easier to load—especially

so, with the fold-down rear seat. Slide back the huge side door, and start packing. Whether it's a day in the country or a month cross-country, you'll have the pleasure of knowing that there's plenty of room for everything and everyone.


And, speaking of pleasure, wait till you get behind the wheel. First thing you notice is that instead of looking around the car in front of you, you're looking right over it. Now look around you. What do you see? Everything. Eight big windows give you the kind of visibility you've never had before. Three rear-view mirrors allow you to give gas stations a passing glance. That's because your 4-cylinder power plant takes you farther down the road than many other wagons. And at today's gasoline prices that's not just a feature, but a blessing.

1976. This is the year you can take it with you.

Everything. Everybody. Everywhere.



THE LUNCH BOX



**THIS YEAR, WE'VE
PUT IN A
SPECIAL PACKAGE.**

For 1976, the VW Station Wagon comes with a new, stronger power package.

There's a new, fuel-injected 2.0-liter engine. And a stronger clutch and transaxle to handle the torque that the new engine puts out.

With standard front disc brakes and power assist on all four wheels, you stop as well as you go.

The VW Station Wagon's welded unibody is triply protected with anti-corrosive and primer underneath the finish. Which means that years of eating up the road won't eat away your car.

Thanks to fuel injection, the VW Wagon gives you 26 miles of highway driving to the gallon and 16 mpg in the

city, according to EPA estimates*—the kind of economy that few other station wagons can offer.

And thanks to our VW Owner's Security Blanket, you get the kind of protection that few automobiles of any kind can offer.**

After all, the two things you don't want to put a lot of into a station wagon are gas and money.

*With manual transmission. Your actual mileage will vary, depending on where and how you drive, your car's condition and optional equipment.

**Ask your Volkswagen dealer for the "Blanket Coverage" brochure.





**THE '76 CAMPMOBILE.
IT COMBINES THE BEST
FEATURES OF THREE
CARS AND A HOUSE.**

With a VW Campmobile, you enjoy the best that a station wagon, an economy car, a luxury car and a vacation home have to offer.

First, the VW Campmobile is a rugged station wagon, ready to work for you seven days a week, 52 weeks a year. One with seating for up to four people, over 35 cubic feet of luggage space, and a huge, sliding door and waist-high rear deck for easy loading.

With four frugal cylinders squeezing 26 miles from a gallon of gas on the highway and 16 in the city, according to EPA estimates,* it's more economical than many sedans.

In addition to power-assisted braking, front disc brakes, and radial tires, it gives you luxuries that you won't find in most luxury cars. Like louvered windows, wall-

to-wall carpeting, color-coordinated upholstery and curtains for each window, contoured bucket seats, and wood-grained paneling on every wall.

Finally, when you travel, the VW Campmobile makes sure that all the comforts of home go with you. Everything including the kitchen sink.

As well as the kitchen icebox (or optional refrigerator), the kitchen stove,** the dining room table, the bedroom, and the closets. There's even a tent you can put up to make a spare room.**

As an option, there are two separate electrical systems: A self-contained 12-volt system for driving or for camping miles from the nearest power line. And a 110-volt system that you can plug into power lines at campsites.

Away from home, the Campmobile is a car that's easy to live in.

And wherever you go, it's a car that's easy to live with.



*With manual transmission. Your actual mileage will vary, depending on how and where you drive, your car's condition and optional equipment. **Optional.

STATION WAGON AND CAMPMOBILE SPECIFICATIONS AND COLOR CHART

ENGINE:

Type..... Horizontally opposed,
rear mount
No. cylinders..... 4
Displacement..... 1970 cc. (120.2 cu. in.)
Horsepower—SAE Net..... 67 @ 4200 rpm
Cooling..... Air-cooled, with blower
Valve drive..... Overhead valves,
pushrod drive
Fuel/Air supply..... AFC—Fuel injection

DRIVE TRAIN:

Type..... Rear wheel drive
No. speeds..... 4 forward, 1 reverse,
synchronized
Final drive..... Ring and pinion,
double-jointed drive axles
Clutch..... Single disc, dry

ELECTRICAL SYSTEM:

Rated voltage..... 12 Volts
Alternator..... 55 Amps maximum
Battery..... 12 Volt/ 54 Amp. Hour

CHASSIS & SUSPENSION:

Frame..... Unitized construction
Suspension..... 4-wheel independent,
front stabilizer bar
Springing..... Torsion bars
Service brakes.... Dual circuit, power assisted
Front-discs
Rear-drums
Parking brakes..... Mechanical,
operating on rear drums
Rim size..... 5-1/2J x 14
Tire size..... 185 R14 radial ply
Steering..... Worm and roller

DIMENSIONS:

Wheelbase..... 94.5 inches
Overall length..... 177.4 inches
Width..... 67.7 inches
Height (unloaded)..... 77.2 inches
Ground clearance
(loaded)..... 7.9 inches
Turning circle (curb to curb)..... 37.1 feet

PERFORMANCE:

Top speed..... 79 mph
(76 mph—automatic)
Fuel consumption*..... 26 mpg—Highway
16 mpg—City

*EPA Estimates (manual transmission). Your actual mileage will vary, depending on where and how you drive, your car's condition and optional equipment.

1976 COLORS STATION WAGON


Paint



Chrome Yellow



African Red



Reef Blue



Sage Green

Interior Leatherette



Canyon Brown



Black



Alabaster



Canyon Brown

(All vehicles pastel white above belt line)

1976 COLORS CAMPMOBILE


Model

P-21 models only


P-22 models only

P-27 models only

Paint



Pastel White



Chrome Yellow



Sage Green

Interior Cloth



Orange Plaid



Green Plaid