



# 1973 FORD POLICE CARS & EMERGENCY VEHICLES

# FORD POLICE CARS—ALWAYS IN COMMAND



GALAXIE 500 4-DOOR PILLARED HARDTOP

For 1973, Ford offers commanding performance, security and dependability in a variety of rugged vehicles—covering eleven performance oriented Police Packages. These extra-duty combinations of special components are available on Ford Custom 500 4-Door Pillared Hardtops, Galaxie 500 4-Door Pillared Hardtops and 2-Door Hardtops, and Station Wagons in the Custom 500 Ranch Wagon and Country Sedan models. "Police Special" packages are also available on the 1973 Torino 2-Door Hardtop and 4-Door Pillared Hardtop. Underneath Ford's & Torino's sculptured look of elegance, you'll find a police car that's loaded with the

heavy-duty features required for lasting around-the-clock dependability.

Much emphasis has been placed on quiet operation for driver and passenger comfort and control. Tuned engine mounts, vibration and energy-absorbing torque boxes, body-to-frame rubber mounts and weather sealing materials help make the 1973 Fords and Torinos quiet, smooth and durable. The full-size Ford's long, 121-inch wheelbase and wide 64.2-inch front and 64.4-inch rear track, smooth out rough roads and provide outstanding ride and handling characteristics, while maintaining the short turning radius and maneuverabil-

ity essential to effective police patrol. Damageability protection is one of many outstanding features built into every 1973 Ford and Torino. Front and rear bumpers have substantially improved impact resistance. The bumpers meet 1973 Federal Standards for up to 5 mph frontal and up to 2.5 mph rear impact protection straight into a flat, vertical fixed barrier without preventing normal operation of the car's fuel, cooling, exhaust, propulsion, suspension, steering and braking systems. Tests show that, with bumper guards, no substantial damage to sheet metal should result from such a barrier impact at or below these speeds.

Up front, there's a power plant available to serve every department's requirements, from the rugged 250 CID 1V Six to the high-performance Police Interceptor 460 CID 4V V-8. All engines, when adjusted to factory recommended specifications, are designed to operate on regular fuel with an octane rating of at least 91 (Research Method), which can help keep down daily operating costs.

## 1973 FORD POLICE PACKAGES

For 1973, Ford offers four "Police Packages" based on the performance levels required to meet the grueling around-the-clock usage of police fleets. New and revised features for 1973 are: increased capacity in batteries and alternators; refined and simplified front disc brakes for easy serviceability; inside hood release for added security; and automatic parking brake release for protection of the rear brakes. A coolant recovery system has been added, and the top-of-the-line Interceptor engine displacement has been increased from 429 to 460 cubic inches with engine oil cooler. Numerous heavy-duty features such as power police brakes, power steering with front mounted oil cooler, SelectShift Cruise-O-Matic transmission with first gear lockout, plus many other heavy-duty features are continued for 1973. The first gear lockout feature eliminates the possibility of manually holding the transmission in first gear, as is possible with the Cruise-O-Matic transmission. The transmission may be held manually in second gear. When placed in the "Drive" position, the transmission has fully automatic three-speed operation. Police Packages are available on the Custom 500 and Galaxie 500 4-door pillared hardtops, Galaxie 500 2-door hardtops, and the Custom 500 Ranch Wagons and the Galaxie 500 Country Sedans in either six passenger or dual facing rear seat models.

### SENTINEL PACKAGE

The Sentinel Package provides V-8 smoothness with brisk performance,

thrifty operating economy and exceptional durability. The Sentinel is ideally suited to a multitude of duty assignments. The 351 CID 2V engine included in the Sentinel Package features copper-lead alloy bearings, free turn valves and hydraulic lifters. In addition, the Sentinel Package includes Police Power Front Disc/Rear Flared Drum Brakes which feature heavy-duty lining, large air scoops and a police type booster. The special police booster places the brake pedal higher than on standard passenger cars equipped with power brakes, causing a longer pedal travel. This lessens the temptation to "ride" the brake.

The Sentinel Package also includes the following items:  Heavy-duty SelectShift Cruise-O-Matic Transmission with First Gear Lockout  70-Ampere Alternator, single two point drive  Extra Cooling Package. Includes extra fin density radiator and shrouded flex-blade fan that adjusts automatically to demand  Heavy-Duty Flasher  Heavy-Duty 80-Ampere Battery  High Ratio Rear Axle—3.25:1  Heavy Duty 15 x 6.5-Inch Safety Rim wheels  Power Steering with Forward-Mounted Oil Cooler  Police Maximum Handling Package. Includes heavy-duty, high-rate front and rear springs, extra-control 1- $\frac{3}{8}$ -inch shock absorbers, heavy-duty front and rear Police stabilizer bars, heavy-duty rear track bar, lower arm bushings, front upper arm bushings and heavy-duty spindles  Heavy-Duty Frame and Front Seat  Automatic Parking Brake Release  Galaxie 500 Level Sound

Package  Power Steering with forward mounted oil cooler  0-140 Speedometer Calibrated in 2 mph Increments  Coolant Recovery System  H78 x 15 Nylon High Performance Tires (J78x15 on station wagons).

### GUARDIAN PACKAGE

The Guardian Package is built around the popular 400 CID 2V V-8 engine. This is a long stroke engine with square bore and stroke. It fills the requirements for all-around patrol duty, with emphasis on city and suburban cruising. There is ample power and the low end torque is exceptionally good, a characteristic of the long stroke engine. All special features in the Sentinel Package are included in the Guardian Package.

### CRUISER PACKAGE

This Package with its 429 CID 4V V-8 engine is second only to the Police Interceptor in total performance. It is especially suitable for use in the suburban areas where quick acceleration and maneuverability are essential.

In addition to those features shown for the Guardian Package, the Cruiser Package includes: Extra-Heavy-Duty Police Power Front Disc / Rear Drum Brakes. (Includes special front air scoops for cooling, heavy-duty front disc pads and rear linings and flared grooved rear drums for extra cooling. Designed to pass California maximum duty requirements.)

### POLICE INTERCEPTOR PACKAGE

This is the maximum duty vehicle ca-

pable of the sustained high speeds required for highway and freeway pursuit. The Police Interceptor Special 460 CID 4V V-8 includes specially balanced crankshaft (balanced at higher rpm than regular engines), heavy-duty connecting rods and forged aluminum pistons, heavy-duty oil pump and electric fuel pump. Maximum performance is amply provided for through the use of a high lift cam, high capacity carburetor, plus free breathing manifold and dual exhausts. Durability is built-in throughout this engine.

In addition to the features shown for the Cruiser, the Interceptor Package also includes:  90-Amp Alternator  Special Interceptor SelectShift Cruise-O-Matic Transmission with First Gear Lockout Has Exceptional Second Gear Capability (with first gear lockout delete option, this transmission also has exceptional first gear capability)  Electric Fuel Pump  Engine Oil Cooler  Dual Exhaust (except station wagons)  3.00:1 Axle Ratio  J78x15 Nylon High Performance Tires.



TORINO 4-DOOR PILLARED HARDTOP

## 1973 TORINO POLICE PACKAGES

Torino's long history of leadership in competitive performance—under tortuous high speeds, continuous operation, hard cornering and rapid acceleration—has demonstrated its remarkable ability and dependability for meeting stringent Police requirements. All Torinos in 1973 include a new energy absorbing bumper system that meets 1973 federal standards, a four-link, coil spring rear suspension which provides lateral stability, precise handling and an exceptionally level ride. This rear suspension's handling characteristics are derived from a coil spring unit with two control arms at each wheel which provide longitudinal and lateral stability, eliminating the need for a track bar. The lower arms are splayed inward from their frame attachment and the short upper arms are splayed outward.

This design controls the position of the rear axle assembly and absorbs braking and accelerating forces, controls side-to-side movement of the axle and reduces car sway. The coil springs, seated on the axle, ride in rubber insulated caps in the frame. Shock absorbers, mounted at an angle, help provide additional side stability and control. The Torino 2-Door Hardtop and 4-door Pillared Hardtop are offered to law enforcement agencies with seven engine packages to match most performance needs.

### SENTRY PACKAGE

The Torino Sentry is an outstanding value for general city and suburban patrol or utility duty. It includes the rugged 250 CID six plus:  Heavy-Duty


9", Four Pinion Rear Axle with 3.00:1 Ratio  Single Exhaust System  Power Front Disc/Rear 11-Inch Flared Drum Brakes with Heavy-duty Linings, Large Air Scoops, Police-Type Booster  Heavy-Duty Frame  Heavy-Duty Suspension  Heavy-Duty Shock Absorbers  70-Amp Alternator  Heavy-Duty 73 - Amp/Hr. Battery  Heavy-Duty Front Seat and Vinyl Trim  Gran Torino Sound Package  0-140 Speedometer Calibrated in 2-mph Increments  G78 x 15 BSW Bias-Ply Belted Tires with Heavy-Duty 15 x 6.5, 5-inch bolt circle wheels  Maximum Cooling Package  Parking Brake Warning Light  Heavy-Duty Black Rubber Floor Mats  Heavy-Duty Cruise-O-Matic with First Gear Lockout.

### RANGER PACKAGE

The Torino Ranger provides V-8 smoothness with an excellent level of performance, thrifty operating economy and exceptional durability. It features the 302 CID engine. In addition to features included in the Sentry Package, the Ranger Package includes:  Heavy-Duty SelectShift Cruise-O-Matic with First Gear Lockout  Coolant Recovery System.

### PACER PACKAGE

The Torino Pacer with its 351 CID 2V V-8 engine offers brisk V-8 performance. In addition to those features shown for the Sentry and Ranger, the Pacer Package also includes:  Heavy-Duty Power Front Disc/Rear Drum Brakes (California Package)  H78 x 15 BSW Police Special Tires  Maximum Handling Suspension with Heavy-



Torino's four-link coil rear suspension provides exceptional lateral stability, precise handling and ride level for optimum passenger comfort.

Duty Springs and Rear Stabilizer Bars  High Ratio Axle—3.25:1  Heavy-Duty SelectShift Cruise-O-Matic with First Gear Lockout.

### TROOPER PACKAGE

The Torino Trooper is built around the popular 351 CID 4V V-8. It fills the need for all-around patrol duty where maneuverability and high speed is required. The Torino Trooper features the same high-quality components in the Sentry and Pacer Packages plus Dual Exhaust System, H78 x 15 BSW Police Special Tires.

### 400 POLICE PACKAGE

The Torino 400 Police Package offers exceptional low-end acceleration, provided by a 400 CID 2V V-8. This engine features plated copper-lead alloy bearings, free turn valves, free flowing manifold and generous sized splayed valves. Additional features include single exhaust system and heavy-duty power steering.


### 429 POLICE PACKAGE

The Torino 429 Police Package features the same popular 429 4V V-8 used in the Ford Cruiser. All the special features included in the 400 Police Package are included in this package.


### INTERCEPTOR 460 PACKAGE

The Torino Police Interceptor 460 Package features the special police 460 CID 4V V-8 engine. This engine is designed for the maximum requirements of highway and expressway patrol duty and features a heavy-duty specially balanced crankshaft coupled with special connecting rods and forged aluminum pistons. Maximum performance is amply provided for through the use of a high lift valve train, large capacity carburetor and free breathing manifold. In addition to the features of the 429 Package, the Interceptor 460 includes Dual Exhaust, Electric Fuel Pump, 3.00:1 Axle Ratio, Engine Oil Cooler, 90-Amp Alternator and Police Special Automatic Transmission with First Gear Lockout.

# FOR RUGGED DEPENDABILITY... FORD HAS A B



POLICE COUNTRY SEDAN 6-PASSENGER WAGON



CUSTOM 500 6-PASSENGER RANCH WAGON

## FORD STATION WAGONS

All the proven command features initiated by Ford are offered in the 1973 line-up of better idea wagons — the better wagons for everyday Police Duty or emergency runs. Combine the choice of the three "police packages" with an availability of two models—the Custom 500 Ranch Wagon and Country Sedan — add standard features such as Ford's 3-way Magic Doorgate and Spare Tire Extractor, and you'll have a station wagon that will fill all of the needs of your department. Ford has set the pace for versatile station wagon design, with the 3-way Magic Doorgate which may be opened as a door with window up or down for passengers and emergencies or as a tailgate for cargo.

Fold the second seat with a simple push button release and you have a full 96.2 cubic feet of cargo space that's more than 7½ feet long—even with the tailgate closed. And, the extra-long clear floor area allows rapid conversion to emergency stretcher use. A concealed and lockable area beneath the load floor adds another 9.1 cubic feet of storage space.

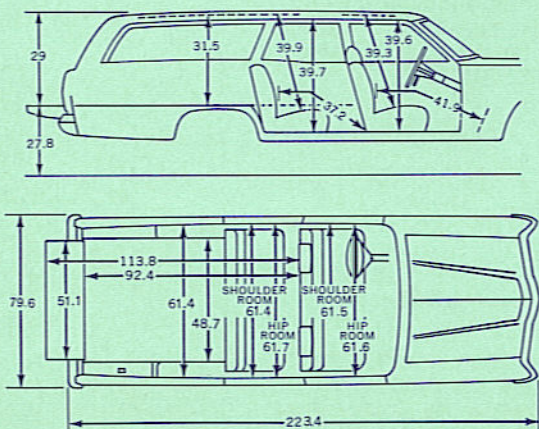
A new spare tire extractor is standard on all Ford Wagons. This better idea provides a convenient method of removing the spare tire from the wheel well in the right rear quarter panel. Pulling up and out on the handle, connected to a sling under the tire, lifts the tire out of the wheel well. This new standard feature helps eliminate skinned knuckles and is designed to make spare tire removal quick and simple. Three optional "better ideas" are also available on Ford wagons. An electric rear window defroster, to keep the tailgate window frost, snow and ice free, is available for the first time on Ford station wagons. A lockable side stowage compartment (with carpeted cargo area) provides a convenient place to lock-up important materials and a redesigned tailgate window washer is also available.

The design of the instrument panel places all instrumentation directly in front of the driver for easy viewing and provides spacious leg room for front seat passenger. Ford Wagon interiors are furnished in long-wearing vinyl that


is easy to maintain and keep clean. The load floors are textured steel covered with a scuff-resistant vinyl base paint. Ford's long 121-inch wheelbase and 223.4-inch overall length coupled with a wide 64.1-inch front and 64.3-inch rear track and road hugging suspension are designed to give a remarkable degree of riding comfort and command in handling. All police package station wagons feature rugged heavy-duty components designed to meet the challenge of grueling every day usage. Heavy-duty J78 x 15 BSW Nylon High Performance Tires on heavy-duty 6.5-inch safety rim wheels are standard. Ford Station Wagons include a single exhaust system with stainless and aluminized steel muffler and are available with a wide selection of options which allow you to select a Ford Wagon to meet your requirements and specifications.

## AMBULANCES

Ford Wagon roominess, dependability, stability, safety and comfort make Ford Wagons ideal units for Police ambulance conversion. Ford Wagon design and engineering features provide the basis for easy provision of the safety and comfort features so important to expeditious handling of emergency victims. A full 34 square feet of flat floor area behind the front seat provides more than ample room for stretchers and important emergency equipment. The "window up" opening feature of the 3-way Magic Doorgate helps cut precious time and permits convenient loading and unloading of emergency patients. Ford Police Ambulance Conversion units are available in either Country Sedan or Custom 500 Ranch Wagon 6-passenger models with the Sentinel, Guardian or Cruiser Police Special packages as well as Econoline Vans. Contact your Ford salesman for complete details on specifying ambulance units to fit your particular requirements.



# FTER LINE-UP!



CUSTOM CLUB WAGON



ECONOLINE WINDOW VAN



ECONOLINE CARGO VAN

## ECONOLINES AND CLUB WAGONS

Ford's quality-engineered Econoline Vans and Club Wagons are built to be the best in their class of vehicle. When it comes to utility, versatility, durability and reliability, Ford has the right vehicle for any Police assignment. The 1973 line of Econoline Van and Club Wagon models offers a choice of a right-hand sliding door or conventional hinged side doors. The sliding door is standard on Club Wagons with the side hinged doors a *no cost option*, while side hinged doors are standard on the Econoline Vans with the sliding door a *no cost option*. GVW-rated package options are also available.

Ford's Econoline Vans and Club Wagons give you plenty of clear load floor area, plus big seating capacity. Their exclusive Twin-I-Beam front suspension is matched to a long 105.5-inch or 123.5-inch wheelbase to give ease of operation with a body length and weight distribution to suit your department's needs. Front and rear tread widths of over 5½ feet and wide track axles provide exceptional road stability and, because of Econoline's wide front track, driver can maneuver quickly and easily in heavy traffic or on the open highway.

Ford Club Wagons are ideal for light personnel carriers and can transport groups of men quickly and conveniently. They are available with seating arrangements for 5, 8 or 12 passengers. The 5- and 8-passenger models are built on either the 105.5- or 123.5-inch wheelbase while the 12-passenger model comes only on the 123.5-inch wheelbase. All rear seats can be removed with simple hand tools to convert the Club Wagon to a two-passenger vehicle with maximum load space.

Econoline Vans come in three body styles . . . the Cargo Van, the Display Van and the Window Van. Cargo Vans have solid side and rear doors and panels and are ideally suited for maximum cargo security or transporting prisoners when specially equipped. Display Vans have windows in the right side and rear door panels. They are well suited for conversion to field emergency units to carry stretchers. The Window Van features windows all around and may be used in a variety of

police applications. Each body style is available on either of two wheelbases . . . the 105.5-inch regular or the 123.5-inch Super Van.

Outstanding features include the "Twin-I-Beam" front suspension, a standard 240 CID six in the E-100 and E-200 or 300 CID Six engine in the E-300, easy access to the cargo or passenger area from the driver's seat and convenient outside access to the engine compartment for routine engine checks.

The use of Ford's Twin-I-Beam front suspension provides durability and ruggedness with high quality ride of double-acting shock absorbers and coil spring suspension. This suspension system is designed to provide easy steering on turns, good stability on the highway, and low maintenance costs. The optional 302 V-8 is available to handle Econoline's maximum payload of over two tons. Wide-track axles contribute to exceptional vehicle stability, even in cross winds.

Durability and reliability, necessary for effective police operation, are built-in through the use of extra-large main structural members in the single-unit body-frame construction. Extra corrosion resistance is provided through the use of one-piece side panels, separate floor pans are used for each body length to avoid unnecessary floor joints.

Many factory-installed options are available for your Econoline Vans and Club Wagons. Some of those best suited for police operations are:  ALTERNATOR—Heavy-Duty Rating  BATTERY—Heavy-Duty Rating  POWER STEERING  POWER BRAKES—Standard with 5-Passenger Club Wagons, packages A, B, C, D  HEAVY-DUTY SHOCK ABSORBERS  SUSPENSION COMPONENTS—Heavy-Duty  TRANSMISSION—3-Speed SelectShift Cruise-O-Matic  TIRES AND WHEELS—Oversize and Heavy-Duty Rating  CAB AND MISCELLANEOUS EQUIPMENT—(refer to detailed listing in consumer catalog.)

No matter what your police department needs, transporting personnel, equipment, or prisoners; or ambulance and rescue operation, there's a "better idea" Econoline Van or Club Wagon

for you to convert to your specifications.

## BRONCO

Bronco continues to answer the call for rugged utility and heavy-duty reliability. Ideally suited to either quick-duty urban service, wilderness or recreation area assignments, Bronco warrants much consideration as equipment for any size force—of any city, town or village. For 1973, Bronco offers a standard GVW rating of 4300 lbs. There are three optional GVW packages to provide ratings of 4450, 4500 and 4900 lbs. Each GVW package contains all the necessary suspension components and tires to provide optimum dependability and durability. Mono-Beam front suspension, heavy-duty front axle and wide 57.4-inch track provide trail-hugging traction while a 37° turn angle gives Bronco a short turning radius of 33.6 feet for good maneuverability.

A fully-synchronized (in all forward gears only) 3-speed transmission and a constant-mesh transfer case provide smooth, four-wheel drive operation. Bronco's power plants, the 200 CID six or the optional 302 CID V-8 give the power needed to cross rugged terrain. The 1973 Bronco is equipped with free running front hubs and bias belted E78x15B tires as standard equipment. The Bronco is available with many factory-installed options which help extend Bronco's utility value in police work. New for 1973 is the availability of the Cruise-O-Matic transmission and power steering. Your salesman has a complete listing of Bronco options. Some of those which can be ordered are:  302 V-8  POWER STEERING—Requires 302 V-8  SELECTSHIFT CRUISE-O-MATIC TRANSMISSION—Requires 302 V-8  ALTERNATOR—Heavy-Duty 55 Amp. Rating  BATTERY—Heavy-Duty 70 Amp. Rating  EXTRA COOLING EQUIPMENT  AUXILIARY FUEL TANK  LIMITED SLIP FRONT AXLE and TRACTION LOCK REAR AXLE  SKID PLATES  RADIO—Manual, AM  CONVENIENCE GROUP—Includes Cigarette Lighter, Horn Ring, 10" Day/Night Mirror and Map Light  MUD AND SNOW TIRES  OUTSIDE SWING-AWAY SPARE TIRE CARRIER  REAR BENCH SEAT

# FORD OPTIONS

## REGULAR PRODUCTION OPTIONS

In addition to the many standard features included on the 1973 full-size Ford Police cars, a great variety of Regular Production Options are available to allow individual units to be tailor-made to meet any requirements. The following options are designed to work well with police package components on the Custom 500 and Galaxie 500 models.

### APPEARANCE/PROTECTION OPTIONS

- Front and Rear Bumper Guards
- Deluxe Bumper Group (includes front and rear bumper guards with rubber inserts, front and rear rub strips; on station wagon models rear horizontal rub strip deleted and the vertical rear bumper guards include an integral rubber step)
- Vinyl Insert Body Side Moldings
- Rocker Panel Moldings
- "Rim-Blow"-Deluxe 3-Spoke Steering Wheel
- Anti-Theft Alarm System
- Appearance Protection Group (Includes door edge guards, front and rear floor mats with carpet inserts, spare tire lock, license plate frames)

### COMFORT/CONVENIENCE OPTIONS

- SelectAire Conditioner with Manual or Automatic Temperature Control
- Automatic Seat Back Release (2-door models only)
- Fingertip Speed Control (Guardian and Cruiser only)
- Convenience Group (Includes outside left and right hand remote-control mirrors, interval windshield wipers, vanity visor mirror, auxiliary ash tray in right front armrest.)
- Rear Window Defogger
- Electric Rear Window Defroster with Tinted Backlite (N.A. on Interceptor)
- Deluxe Seat and Shoulder Belts
- Tinted Glass—Complete
- Deluxe Luggage Rack (Station Wagons only)
- Left-Hand Remote Control Outside Mirror
- Tailgate Window Washer (Station Wagons only)
- Tilt Steering Wheel
- Light Group (Includes parking brake warning light, instrument panel courtesy lights, trunk light-cargo lights on station wagons, glove compartment light, rear door courtesy light switches on 4-door models, engine compartment light.)
- Electric Trunk Lid Release
- AM Radio
- AM/FM Stereo Radio

### HEAVY-DUTY AND SPECIAL EQUIPMENT OPTIONS

- Traction-Lok Differential

### POWER ASSIST OPTIONS

- Electric Power Door Locks (Includes tailgate lock on station wagons)
- Power Seats—Six-Way
- Power Side Windows (Includes a "lock-out" feature that allows only the driver to

control the windows)  Electric Power Tailgate Lock (Station Wagons only)

### LIMITED PRODUCTION OPTIONS

The following options are not scheduled as part of regular production for the full-size Ford car and station wagon line, however, they are available on a limited production basis and are valuable to many police fleets. Limited production options available include:

- Heavy-Duty Rubber Floor Mats—Front and Rear
- Heavy-Duty Rear Seat
- Single Key Locking System
- Tinted Windshield
- First Gear Lockout Delete
- J78 x 15 BSW Nylon High Performance Tires (Standard on Interceptor.)

### DEALER-INSTALLED ACCESSORIES

In addition to the factory-installed options available to police fleets, your dealership offers a wide range of accessories which he can install after delivery. Some of the accessories available are:

- Compass
- Fire Extinguishers
- Spot Light
- Wheel Splash Guards

### DOMESTIC SPECIAL ORDERS

Versatility is the key word when it comes to special purpose applications. Ford's Special Order Department has developed a wide variety of equipment packages to fit the specialized needs of fleets. In addition to "on-the-shelf" packages, the Special Order Department also engineers many one-of-a-kind equipment packages for small and large fleets. Vehicles are delivered from the factory with all modifications and equipment ready for dealer preparation and immediate use. The range of options available as DSO is so large that it is impossible to print an entire or exact list. Ask your fleet salesman for assistance in determining availability of an item.

## TORINO OPTIONS

### REGULAR PRODUCTION OPTIONS

A great variety of Regular Production Options are available to allow individual units to be tailor-made to meet any requirements. The following options are designed to work well with police package components.

### APPEARANCE/PROTECTION OPTIONS

- Vinyl Insert Body Side Molding
- Wheel Covers
- Front and Rear Bumper Guards
- Deluxe Bumper Group (Includes front and rear bumper guards with rubber inserts, front full with rub strip, color-keyed rear bumper pad).

### COMFORT/CONVENIENCE OPTIONS

- SelectAire Air Conditioner (N.A. on

Sentry)  Electric Rear Window Defroster

- Tinted Glass—Complete
- "Rim-Blow" Deluxe 3-Spoke Steering Wheel
- Visibility Group (Includes outside left-hand remote control mirror, ash tray light, dome/map light, glove compartment light, luggage compartment light, instrument panel courtesy light, engine compartment light, rear door courtesy light switches on four door models, headlights "lights-on" warning buzzer, headlight switch illumination)
- AM Radio
- AM/FM Radio

### HEAVY-DUTY AND SPECIAL EQUIPMENT OPTIONS

- "Traction-Lok" Differential Axle

### POWER ASSIST OPTIONS

Power Steering with Front Mounted Oil Cooler (Standard on 400, 429 and Interceptor 460. Required at extra cost on Pacer and Trooper equipped with air conditioning.)

### LIMITED PRODUCTION OPTIONS

- First Gear Lockout Delete
- Tires (G78 x 15 BSW Police Special Tires on Sentry and Ranger)
- Heavy-Duty Rear Seat
- 90-Amp Alternator (Standard on Interceptor 460)
- Tinted Windshield

### DEALER INSTALLED ACCESSORIES

- Compass
- Fire Extinguishers
- Electric Trunk Lid Release
- Vinyl and Rubber Floor Mats
- Wheel Splash Guards

### DOMESTIC SPECIAL ORDERS

Ford's Special Order Department has developed a wide variety of equipment packages to fit the specialized needs of fleets. Ask your fleet salesman for assistance in determining availability of an item.

### ALTERNATORS

Alternators must meet the electrical load requirements for the vehicle at average driving speed, plus supply sufficient output to charge the battery. Ford and Torino Police Cars include a 70-ampere alternator as standard equipment with a 90-amp alternator standard in the Ford Interceptor and Torino Interceptor 460. All alternators provide ample power to meet the standard electrical load with an average ampere draw of 38 for Fords and 38.5 for Torinos. The standard electrical load includes ignition, gauges, regulator, all lighting turned on by headlamp switch, heater motor, electric wipers and two-way all-transistor radio. Standard alternators also provide enough power for factory installed air conditioning, and rooflights.

## FORD POLICE PACKAGES—POWER TEAM DATA

FEATURE	SENTINEL	GUARDIAN	CRUISER	INTERCEPTOR*
Engine	351 2V V-8	400 2V V-8	429 4V V-8	460 4V V-8
Displacement (cu. in.)	351	400	429	460
Horsepower @ rpm (S.A.E. Net)	—	—	—	—
Torque (lbs. ft.) @ rpm	—	—	—	—
Compression Ratio	—	—	—	—
Alternator	70-Amp.	70-Amp.	70-Amp.	90-Amp.
Transmission**	Heavy-Duty Cruise-O-Matic	Heavy-Duty Cruise-O-Matic	Heavy-Duty Cruise-O-Matic	Heavy-Duty Cruise-O-Matic
Battery (amp. hr.)	80	80	80	80
Rear Axle Ratios	3.25:1	3.25:1	3.25:1	3.00:1

\*N.A. with station wagon models. \*\*Heavy-Duty automatic transmission has first gear lockout standard, delete option available. See LPO Options.  
NOTE: Engine horsepower, torque and compression ratio data to be furnished at a later date.

## TORINO POLICE PACKAGES—POWER TEAM DATA

FEATURE	SENTRY	RANGER	PACER	TROOPER	400 POLICE	429 POLICE	INTERCEPTOR 460
Engine	250 1V 6-Cyl.	302 2V V-8	351 2V V-8	351 4V V-8	400 2V V-8	429 4V V-8	460 4V V-8
Displacement (cu. in.)	250	302	351	351	400	429	460
Horsepower @ rpm (S.A.E. Net)	—	—	—	—	—	—	—
Torque (lbs. ft.) rpm	—	—	—	—	—	—	—
Compression Ratio	—	—	—	—	—	—	—
Alternator	70-Amp.	70-Amp.	70-Amp.	70-Amp.	70-Amp.	70-Amp.	90-Amp.
Transmission	Heavy-Duty Cruise-O-Matic*	Heavy-Duty Cruise-O-Matic*	Heavy-Duty Cruise-O-Matic*	Heavy-Duty Cruise-O-Matic*	Heavy-Duty Cruise-O-Matic*	Heavy-Duty Cruise-O-Matic*	Heavy-Duty Cruise-O-Matic*
Clutch Diameter	—	10-Inch H.D.	—	—	—	—	—
Battery (amp. hr.)	73	73	73	73	73	73	73
Rear Axle Ratio	3.00:1	3.00:1	3.25:1	3.25:1	3.25:1	3.25:1	3.00:1

\*Heavy-Duty Cruise-O-Matic has first gear lockout standard, delete option available. See LPO Options.  
NOTE: Engine horsepower, torque and compression ratio data to be furnished at a later date.

## FEATURES

Economy of operation is given much emphasis in each Ford and Torino Police Package. Ford and Torino police cars call for 4,000 miles, or 4 months, whichever comes first, between oil changes; a change of oil filter every other oil change; and 6,000 miles, or 6 months, for minor lubrications. Another service-saver is Ford's and Torino's 36,000 miles, or 36 months (whichever comes first) between major chassis lubrications. Self-adjusting brakes, aluminum muffler, 2-year engine coolant-antifreeze are a few more economy features. All Ford and Torino engines, when adjusted to factory recommended specifications, are designed to run on regular fuel with an octane rating of at least 91 (Research Method). All these plus many lube-for-life elements, provide the economy of operation and stamina to make Ford

and Torino the leaders in police vehicles.

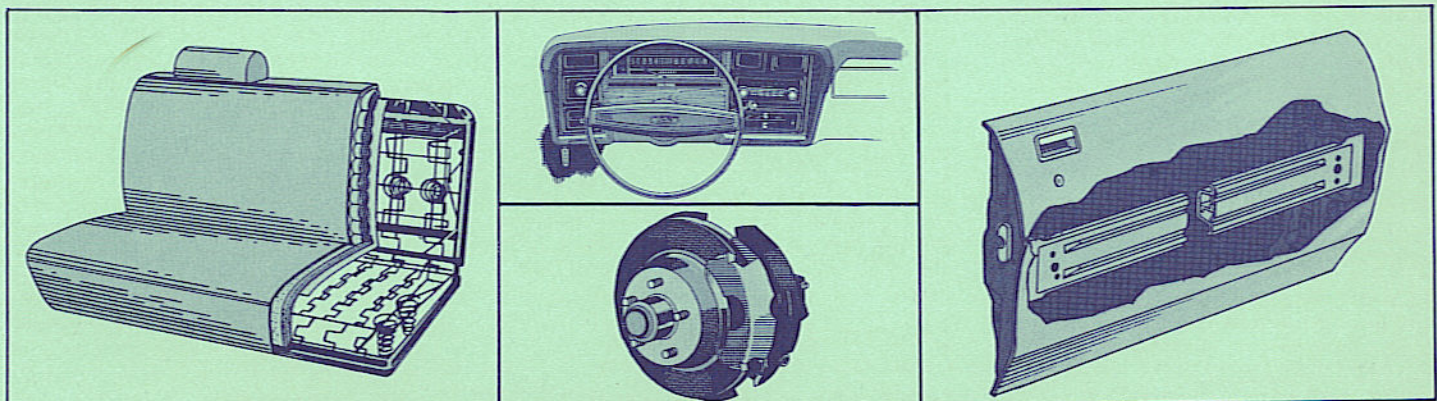
Heavy-duty contour-molded foam padded seat cushions on Ford and Torino provide all-day comfort which can help reduce driver and passenger fatigue. Firm support is added with special pre-formed main springs and coil springs while standard and optional seat trims provide a durable easy-clean covering. Added convenience can be found in Ford's "Uni-Lock" three-point safety harness for driver and outboard front seat passenger, standard on all Ford and Torino Police Packages.

An anti-theft inside hood release is standard on all 1973 Fords and Torinos. The release handle is conveniently located below the left-side of the instrument panel. Pulling the lever partially opens the hood. This permits access to an outside safety latch which must be released before the hood can be

fully opened. A lockable inside hood release is featured on the Ford when the optional anti-theft alarm system is ordered.

Heavy-Duty power brakes with front discs are standard on all Ford and Torino Police Packages. The sliding caliper front disc and self-adjusting rear power brakes provide positive stops. The cast iron discs are ventilated for exceptional cooling capabilities. Disc brakes design has been simplified to provide even better durability and ease of maintenance. Front disc/rear drum brakes also feature a proportioning valve which allows front-to-rear brake balance when the brakes are applied.

A rugged side impact protection system is standard on Ford and Torino. A steel "Guard Rail" is built into all doors to help distribute impact forces for greater protection in the event of a side impact.



# 1973 FORD POLICE CAR SPECIFICATIONS

## ENGINES

Police Interceptor V-8—460 cubic inch displacement; 4.36" bore x 3.85" stroke, 4-barrel carburetor with automatic choke; plated copper-lead main and connecting rod bearings; 7-quart oil capacity (including filter). Special features include high lift camshaft, large 2.20 diameter intake and 1.73 diameter exhaust valves, heavy-duty valve train components, forged aluminum pistons, water/oil engine cooler, dual exhaust plus hi-speed and long life features.

429 CID 4V V-8—4.36" bore x 3.59" stroke; 4-barrel carburetor with automatic choke; canted valves with hydraulic lifters; precision molded crankshaft; plated copper-lead main and connecting rod bearings; 5-quart oil capacity (including filter); and single exhaust.

400 CID 2V V-8—4.00" bore x 4.00" stroke; 2-barrel carburetor with automatic choke; free turn valves; precision molded crankshaft; plated copper-lead main and connecting rod bearings; 5-quart oil capacity (including filter); and single exhaust.

351 4V V-8—4.00" bore x 3.50" stroke; large capacity 4300-D carburetor; special intake manifold; special valve springs with dampers; modified camshaft; four bolt main bearing caps; 5-quart oil capacity (including oil filter); and 2½" diameter dual exhaust outlets.

351 2V V-8—4.00" bore x 3.50" stroke; 2-barrel carburetor with automatic choke; exhaust valve rotators; chrome valve stem tips and hydraulic lifters; precision molded crankshaft; 5-quart oil capacity (including filter); and single exhaust.

302 2V V-8—4.00" bore x 3.00" stroke; 2-barrel carburetor with automatic choke; free-turn valves; precision shell molded crankshaft; plated copper-lead alloy main bearings; hydraulic valve lifters; 5-quart oil capacity (including filter); and single exhaust.

250 1V Six—3.68" bore x 3.91" stroke; 1-barrel carburetor with automatic choke; integral cast intake manifold; high lift cam; heavy-duty valves; extra-wide timing chain; molybdenum-filled top piston rings; heavy-duty main and rod bearings; non-adjustable rocker arms; improved engine durability; 5-quart oil capacity (including filter); and single exhaust.

## TRANSMISSIONS

Heavy-duty SelectShift Cruise-O-Matic with first gear lockout is standard on all Ford and Torino Police Packages (The first gear lockout can be deleted as an option). Tailored to various engines, axle ratios, and load capacities, each transmission provides a matched

power team for every package. The automatic transmission with a first gear lockout feature eliminates the possibility of manually holding the transmission in first gear, as is possible with the delete option. The transmission may be held manually in second gear. When placed in the "Drive" position, the transmission has fully automatic, three-speed operation.

## REAR AXLE

Ford's and Torino's Police Package Heavy-Duty Axles are semi-floating type with deep-offset hypoid gears and straddle-mounted drive pinion.

## ELECTRICAL

The Ford and Torino electrical system is 12-volt with a 70-ampere alternator (90-amp on Ford Interceptor and Torino Interceptor 460). Ford Police Packages have an 80-ampere/hour heavy-duty battery and Torino Police Packages include a 73-ampere/hour battery. Weatherproof ignition system with Static-Ban constant resistance wiring, air cooled distributor points and positive-engagement starter are also featured in Ford and Torino Police Packages.

## SUSPENSION

Front—64.2-inch tread (Ford) and 62.8-inch tread (Torino). Both Ford and Torino feature ball-joint upper and lower arm suspension with drag strut stabilized lower arm anchored in anti-harsh compliant rubber bushings; ball joints packed with 36,000-mile lubricant retained by full-life seals; rubber bushed stabilizer bar helps control sway on turns; tapered wheel bearings with 30,000-mile check interval (repack as required); and specially calibrated shock absorbers with all-weather fluid for excellent year-round control.

REAR—Wide 64.4-inch tread (Ford) and 62.9-inch tread (Torino). Ford police cars feature a three-link coil spring system with long and short control link arrangement designed to help limit dive and squat tendencies in braking and acceleration. Also included is: lateral rubber-bushed track bar, sea-leg-mounted shock absorbers with all weather fluid. Torino's "Stabul" rear suspension includes four longitudinal control arms to help absorb braking and accelerating forces. Lower arms are splayed inward from their frame attachment and the short upper arms are splayed outward, controlling side-to-side movement of the axle. Coil springs ride in rubber insulated caps and shock absorbers are mounted at an angle for a smooth, flat ride and have all-weather fluid.

In addition to these standard suspension

features, Ford and Torino Police Packages include heavy-duty coil springs and shock absorbers, front and rear stabilizer bars, heavy-duty rear track bar (Ford only), heavy-duty front wheel spindles and lower arm bushings.

## STEERING

Power steering, including front mounted oil cooler, is standard on all Ford Police Packages and on the Torino 400, 429 and Interceptor 460. An integral control valve and the steering gear design provide instant response to wheel movement. The precision-control, recirculating-ball type steering gear has anti-friction bearings throughout. A built-in low restriction control valve allows the wheels to return to center position after making a turn and a torsion bar element in the steering shaft provides driver "feel" of the road. Tie rod and pitman arm pivots are packed with 36,000-mile lubricant retained by full-life seals. Ford's and Torino's overall power steering ratio is 21.8:1.

## BRAKES

A dual hydraulic system with dual master cylinders provides an independent brake system to front and rear wheels. Police Heavy-Duty California Package power front disc/heavy-duty rear flared drum brakes are included in the Ford Cruiser and Interceptor, the Torino Trooper, 400, 429 and Interceptor 460 Police Packages and DSO in other Ford Police Packages. Police power front disc/heavy-duty rear drum brakes with heavy-duty lining are standard in the Ford Guardian and Sentinel, and the Torino Sentry, Ranger and Pacer packages. A foot-operated parking brake with hand release is located under the instrument panel on Torino models. Ford police cars feature an automatic parking brake release.

## DIMENSIONS

FORD (4-Door Pillared Hardtops)—overall length 219.5"; width 79.5"; height 54.9"; wheelbase 121"; tread 64.2" front; 64.4" rear; fuel 22.0 gallons, approx.; trunk luggage volume 17.1 cubic feet; wagon cargo volume 96.2" cubic feet.

TORINO (4-Door Pillared Hardtops)—overall length 212"; width 79.3"; height 52.9"; wheel base 118"; tread 62.8" front, 62.9" rear; fuel 22.5 gallons, approx.; trunk luggage volume 14.8 cubic feet.

*The illustrations and product information contained herein were current at the time this publication was approved for printing. However, the Ford Motor Company reserves the right to change specifications, designs, models or prices without notice and without liability for such changes.*

Availability may be subject to Environmental Protection Agency certification. See your Ford Dealer for details.

# 1973 FORD MOTOR COMPANY LIFEGUARD SAFETY FEATURES

These Lifeguard Design Safety passenger car features help prevent accidents or reduce the likelihood of injury in case of an accident.

Dual Hydraulic Brake System with warning light  Glare reduced instrument panel padding, windshield wiper arms, steering wheel hub, rearview/mirror mounting  Energy-absorbing steering column and steering wheel  Energy-absorbing armrests and safety designed door handles  Steel "Guard Rails" inside doors  Front and rear lap belts with mini buckles for all seating positions and retractors for front and rear outboard occupants  Shoulder belts

for front outboard occupants  Positive reminder warning light and buzzer for front outboard seat belts  Turn indicators with lane-changing signal feature  Inside yield away rearview mirror  Energy-absorbing instrument panel with padding  Padded sun visors  Locking steering column with warning buzzer  Two-speed windshield wipers  Windshield washers  New improved impact absorbing laminate safety glass  Double-yoke door latches and safety hinges  Hazard warning flasher  Back-up lights  Side marker lights  Energy-absorbing front seat back tops

with padding  Self-locking front seat backs on two-door vehicles  Safety-designed coat hooks  Safety-designed radio control knobs and push buttons (on cars equipped with radios)  Outside rear view mirror, driver's side  Safety rim wheels and load-rated tires  Corrosion-resistant brake lines  Uniform transmission quadrant (on all cars equipped with automatic transmissions)  Parking lamps coupled with headlamps  Non-reversing odometer  Safety design front end structure  Head restraints or high back seats for front outboard occupants  Safety glove-box latch.

FORD 