

1987 FORD LTD CROWN VICTORIA





Best-built American cars six years running

"Quality is Job 1." In fact, for the past six consecutive years, Ford quality has led all other American car companies. This is based on an average of owner-reported problems in the first three months of service on '86 models, and in a six-month period on '81-'85 models designed and built in North America.

Classic motoring pleasure

Ford LTD Crown Victoria is a true 6-passenger automobile with traditional large-car room and comfort. With 133 cubic feet of passenger and luggage space, Crown Victoria has more room than can be found in 99% of today's cars and a larger trunk than any car in America (excluding other Ford Motor Company products). Best of all, its superbly designed suspension system provides a smooth, quiet ride — a quality for which Crown Victoria has long been noted.

The LTD Crown Victoria LX Series, described on page 9, represents the highest level of LTD Crown Victoria comfort and luxury for sedan, coupe and wagon models.

Left: LTD Crown Victoria LX 4-Door Sedan with Brougham Roof Treatment in Deep Shadow Blue Metallic.

Some equipment shown may be optional. See options list on page 17.

LTD Crown Victoria 2-Door Coupe, like all Crown Victorias, has standard V-8 power, Automatic Overdrive transmission and a long list of comfort and convenience features.



LTD Crown Victoria 4-Door Sedan adds the entry and exit convenience of four wide-opening doors to Crown Victoria power, comfort and roominess. Everything a 6-passenger sedan should be.



LTD Crown Victoria Wagon, one of the roomiest wagons built today, can carry six people and lots of cargo simultaneously.

Country Squire Wagon has the classic look of woodtone bodyside and doorgate paneling. Both wagons are available with optional 8-passenger seating.



Ford LTD Crown Victoria

Contents

Ford LTD Crown Victoria Sedan and Coupe 4-7
 Ford LTD Crown Victoria Interior 8-9
 Ford LTD Crown Victoria Wagons 10-11
 Ford LTD Crown Victoria — The Technical Side 12-13
 Preferred Equipment Packages 14-15
 Features, Options and Colors 16-17
 Safety and Owner Benefits 18-19



Left: LTD Crown Victoria 4-Door Sedan in Dark Grey Metallic.

Right: LTD Crown Victoria 2-Door Coupe in Two-Tone Silver Metallic over Dark Grey Metallic.

Below: LTD Crown Victoria LX interior shown in Medium Grey. Some equipment shown may be optional. See options list on page 17.

Ford LTD Crown Victoria Sedan and Coupe

The smooth, quiet one

A car's environment should provide a sanctuary from the noise and confusion of the road, not intensify them. The 6-passenger LTD Crown Victoria is known for its quietness. And the smoothness of its ride really must be experienced to be appreciated.

Roomier than 99% of today's automobiles, Crown Victoria's interior compartment is truly comfort oriented. Air conditioning is standard. Door panels and quarter panels are richly trimmed. The floor carpeting is thick, 18-ounce cut pile. The full flight bench front seat (split bench seats are optional) and spacious rear seat have luxury cloth seating surfaces. Dual recliners allow those in the front outboard



positions to adjust seating attitude to the most enjoyable position for them. And the color-keyed deluxe safety belts include comfort regulators.


Crown Victoria also features convenience items that add to driving pleasure. The sound of the electronic AM/FM stereo search radio (may be deleted for credit) is enhanced by the quiet environment. There are handy lights in the glove box, front ashtray and in the luggage compartment. An electronic digital clock is standard. And a convenient automatic parking brake release is included.

Whether you choose the 2-Door Coupe or the 4-Door Sedan, you'll enjoy the luxury, the smooth ride and the quality of Ford LTD Crown Victoria.



*LTD Crown Victoria LX interior
in Canyon Red. Some equipment
shown may be optional. See
options list on page 17.*

An Elegant, Pleasant Environment



Left: The LTD Crown Victoria instrument panel in Canyon Red.



LX split bench seat illustration shown with optional leather seating surfaces and 6-way power seat adjustments indicated. Some items shown may be optional. See options list on page 17.

6-passenger comfort

LTD Crown Victoria offers full 6-passenger roominess and the kind of luxury and comfort that few cars approach. The front compartment allows occupants over 43 inches of leg room and more than 61 inches of shoulder room. The roomy, carpeted deep-well trunk has a low liftover height to facilitate loading and unloading, and 22.4 cubic feet of space for whatever you want to bring along — the largest trunk in any American car.*

Seating position, vehicle structure and the placement of instruments were carefully created with the comfort and convenience of the driver and passengers foremost in mind. The doors, seats and roof, for example, were designed for the best combination of head, shoulder, hip and leg room. The low lines of the hood, cowl and belt, together with the narrow roof pillars and large glass area, create a wide field of vision.

*Excluding other Ford Motor Company products.

Intelligent seat design

LTD Crown Victoria seats were carefully created for comfort and firm support. The front seats incorporate strong backs and side rails which support molded foam cushions. Firm but flexible mats provide a large surface for cushion support.

A flight bench seat is standard and includes dual recliners and a fold-down center armrest. Reclining split bench seats are optional (shown on page 5). Available with either is the 6-way power seat option. With it, you can adjust the seat forward/back, up/down, or tilt forward/back for optimum comfort.

LX: high-series comfort

The LX luxury interior is available with all LTD Crown Victoria body styles. Its split bench seats are upholstered in your choice of velour cloth or supersoft vinyl (leather trim upholstery is available at extra cost). Handy map pockets are located on the seat backs. The luxury door trim panels include pull straps and full-length armrests. There's a rear seat center armrest in the coupe and sedan as well. Dual facing rear seats are included with LX wagon models.

LX convenience items include a trip odometer; power side windows; dual electric remote-control mirrors; dual illuminated visor mirrors; dual beam map light; "headlamps on" reminder chime; engine compartment light; dual courtesy lights under the instrument panel and lights indicating low fuel or low oil level.

LTD Crown Victoria LX adds an extra measure of 6-passenger luxury.

Ford LTD Crown Victoria and Country Squire Wagons

Full-size capability and comfort

LTD Crown Victoria and Country Squire offer the comfort, spaciousness and versatility that only full-size wagons can. Smooth riding and V8-powered, they have the muscle to tow trailers weighing up to 5,000 pounds.*

They offer plenty of load space as well. The cargo volume index is a full 88.2 cubic feet. There are another 9.9 cubic feet in a lockable storage compartment beneath the load floor, and two cubic feet more in a handy lockable compartment in the side panel.**

Both feature the 3-Way Doorgate, a Ford innovation, which facilitates the loading and unloading of cargo as well as the entry and exit of people. It opens like a door (with the window open or closed), or swings down like a conventional tailgate (shown below).

Passenger room and comfort are hallmarks of LTD Crown Victoria and Country Squire Wagons. The 6-passenger capacity increases to eight with the optional dual facing rear seats (included with LX trim). And, for comfort with practicality, Ford's DuraWeave vinyl upholstery is optional (shown as left). It looks, feels and breathes like cloth, yet wears and cleans like vinyl. For top-of-the-line luxury, select LTD Crown Victoria or Country Squire LX, described on page 9.

*When equipped with the optional heavy-duty trailer towing package.
**See Measurements on page 19 for volume differences with dual facing rear seats.

Left: LTD Country Squire Wagon, with its classic look of woodtone bodyside and doorgate paneling, in Oxford White.

Right: DuraWeave vinyl upholstery in Midnight Blue.

Below right: the 3-Way Doorgate opens like a door or swings down like a conventional tailgate.

Below: LTD Crown Victoria Wagon in Sand Beige.

Some equipment shown may be optional. See options list on page 17.





Left: LTD Crown Victoria 4-Door Sedan in Black. Some equipment shown may be optional. See options list on page 17.

Ford LTD Crown Victoria— The Technical Side

Solid, efficient engineering

Larger cars have some inherent advantages

Generally speaking, the longer the wheelbase of a vehicle, the better the ride. LTD Crown Victoria combines a 114.3-inch wheelbase with solid body-on-frame construction. Through the aid of computer design and efficient materials, its frame is a platform of high structural strength. And the body rests on 16 large rubber bushings which eliminate body/frame contact to reduce annoying road noise and vibration.

A quiet ride and smooth control

LTD Crown Victoria's quiet ride is the result of a well-designed suspension system, further enhanced with standard nitrogen gas-pressurized shock absorbers at all four corners. The nitrogen gas is permanently sealed inside the shock, helping to reduce the possibility of an erratic ride and suspension noise by minimizing "aeration" of the shock's oil-based fluid. Aeration can cause shock absorber "fade."

And when it's necessary to smoothly steer around an object, LTD Crown Victoria responds with accurate, power-assisted recirculating ball steering. It's the same basic steering gear design used by Mercedes Benz.

An optional automatic load-leveling suspension

Many people, especially those wagon owners who load up their cars for vacationing or for any other reason, will appreciate the automatic load-leveling suspension option. It compensates for added weight and optimizes ride quality when the car is carrying its maximum load. It's available with all LTD Crown Victoria body styles.

The benefits of electronic fuel injection

The standard multiple-port, sequential electronic fuel-injection system (SEFI) has significant advantages over a conventional carburetor. The principal one is the more efficient use of fuel, accomplished by the precise high-pressure injection of the fuel near each cylinder intake port.

To maximize efficiency, injection is programmed to occur at precisely the right moment for each cylinder. SEFI means improved overall operation, controlled idle speed, smooth running and easier starting in temperature extremes. In Crown Victoria, SEFI is combined with EEC-IV computer engine controls to optimize power, response and efficiency.


A fuel-saving transmission

The Automatic Overdrive transmission (AOD) is a Ford innovation. It plays a key role in LTD Crown Victoria's efficiency. AOD automatically shifts into an overdrive fourth gear when the vehicle exceeds approximately 45 mph. In overdrive, engine speed is reduced by about one-third. The result is improved highway fuel economy* and reduced engine wear.

Standard V-8 power

LTD Crown Victoria's standard engine is the 5.0 liter EFI V-8. The combination of V-8 power, body-on-frame construction and the optional heavy-duty trailer towing package allows the towing of big trailers up to 5,000 pounds trailer weight. That's a capability most cars cannot match. Thanks in part to this combination of V-8 power and rugged construction, more LTD Crown Victoria police cars were sold in 1985 than any other police car.

*1987 EPA mileage estimates were not available at the time this catalog was approved for printing. As soon as EPA figures are released, your Ford Dealer will be among the first to receive this information.



Engine shown is equipped for display purposes.

LTD Crown Victoria powerteam

Engine	Transmission	Final Drive Ratio*	
		Std.	Traction-Lok
5.0L EFI	Automatic Overdrive	2.73	3.08

*3.08 ratio is standard in certain areas of the country and with any optional suspension. The trailer towing package includes a 3.55 axle ratio.



An Easy Way To Buy

Preferred Equipment Packages

The LTD Crown Victoria LX 4-Door Sedan pictured at left includes Preferred Equipment Package 111B. Preferred Equipment Packages are combinations of options that have proved popular with many car buyers, usually at a substantial savings.

Selecting your automobile
Preferred Equipment Packages benefit you in two ways: (1) They usually save you money. (2) They simplify the ordering procedure.

Here's how it works: (1) Choose your body style (2-door coupe, 4-door sedan, wagon). (2) Select the Preferred Equipment Package with the features you want from the charts at right. You save money on virtually every package compared to the price if the items were purchased separately.

Individual features and options are listed on page 17. Contents of Preferred Equipment Packages are subject to change. For the latest information, consult your Ford Dealer.




Ford LTD Crown Victoria Sedan and Coupe	LX			
	110B	111B	112B	113B
Light Group	•	•	•	•
Right-hand remote-control mirror*	•	•	•	•
Speed control	•	•	•	•
Front and rear bumper rub strips	•	•	•	•
Rear window defroster**	•	•	•	•
Tilt steering wheel	•	•	•	•
Interval windshield wipers	•	•	•	•
Power lock group	•	•	•	•
6-way power driver's seat	•	•	•	•
Locking wire-style wheel covers	•	•	•	•
Leather-wrapped steering wheel	•	•	•	•
Cornering lamps	•	•	•	•
Electronic AM/FM stereo search radio with cassette tape player	•	•	•	•
Color-keyed, carpeted floor mats	•	•	•	•
P215/70Rx15 WSW tires	•	•	•	•
Premium Sound System	•	•	•	•
Air conditioning, automatic climate control	•	•	•	•
Pivoting front vent windows	•	•	•	•
Autolamp system	•	•	•	•
Illuminated entry system	•	•	•	•
Power radio antenna	•	•	•	•
Tripfinder® computer	•	•	•	•

*Dual electric remote-control mirrors are standard on LX. **Premium Sound System may be substituted in 111B.

Ford LTD Crown Victoria/Country Squire Wagons	LX			
	130B	131B	132B	133B
Light Group	•	•	•	•
Right-hand remote-control mirror*	•	•	•	•
Speed control	•	•	•	•
Deluxe luggage rack	•	•	•	•
Front and rear bumper rub strips	•	•	•	•
Rear window defroster**	•	•	•	•
Tilt steering wheel	•	•	•	•
Interval windshield wipers	•	•	•	•
Vinyl insert bodyside moldings†	•	•	•	•
Power Lock Group	•	•	•	•
6-way power driver's seat	•	•	•	•
Power side windows	•	•	•	•
Dual facing rear seats	•	•	•	•
Locking wire-style wheel covers††	•	•	•	•
Heavy-duty battery	•	•	•	•
Cornering lamps	•	•	•	•
Color-keyed, carpeted floor mats	•	•	•	•
P215/70Rx15 WSW tires	•	•	•	•
Electronic AM/FM stereo search radio with cassette tape player	•	•	•	•
Leather-wrapped steering wheel	•	•	•	•
Air conditioning, automatic climate control	•	•	•	•
Autolamp System	•	•	•	•
Illuminated Entry System	•	•	•	•
Power radio antenna	•	•	•	•
Premium Sound System	•	•	•	•
Tripfinder® computer	•	•	•	•
Pivoting front vent windows	•	•	•	•

*Dual electric remote-control mirrors are standard on LX. **Premium Sound System may be substituted in 131B and 132B. †Country Squire only. Standard on all others. ††Cast aluminum wheels are standard on LX.

Well-Equipped Cars and Personalized Options



Illustrated options: (A) Electronic AM/FM stereo search radio with cassette tape player (Note: A radio of a different design may be substituted during the model year.) (B) Brougham roof treatment (available only on 4-door sedans) (C) Autolamp System (D) Tripminder® computer (described at right) (E) Cast aluminum wheels, locking wire-style wheel covers (F) Tot-Guard (for children 20-50 pounds, available at your Ford Dealer)

Notable standard features and options for each LTD Crown Victoria series are listed on the facing page. In selecting the options you want, compare your choices with the Preferred Equipment Packages on page 15. You're likely to find that most of the equipment you want has already been conveniently included for you in a particular package. Options and their availability are subject to change during the year. Your Ford Dealer can advise you of current status.

Tripminder® computer

The Tripminder® computer option (shown at left) puts all kinds of travel information at your fingertips: Average trip speed, distance covered per gallon of fuel used, instantaneous fuel economy, and total fuel used. Also provided is the date, time, and elapsed trip time and distance. English or metric readout.

Premium Sound System

Enjoy the advantages of the Premium Sound System with any of our stereo radios. Six premium speakers surround you with sound, and the power amplifier boosts the wattage for top performance.

Convenience Group and Light Group

Choose either or both for those appreciated "extras." Convenience Group includes interval windshield wipers, remote-control electric decklid release (Sedan and Coupe only), trip odometer, and low fuel and low oil level alert lights. The Light Group features a dual beam map light, "headlamps on" reminder chime, engine compartment light, and dual courtesy lights under the instrument panel.



Ford LTD Crown Victoria Features and Options

	Sedan/ Coupe	Wagon/ Country Squire	LX (1)
• = Standard ■ = Optional			
ENGINEERING			
5.0 liter V-8 engine with SEFI (see page 13)	•	•	•
Automatic Overdrive transmission	•	•	•
Power steering	•	•	•
Power front disc/rear drum brakes	•	•	•
Nitrogen gas-pressurized shock absorbers	•	•	•
Electronic voltage regulator	•	•	•
DuraSpark electronic ignition	•	•	•
"Super Luxury" sound insulation	•	•	•
Power ventilation	•	•	•
P205/75R15 steel-belted radial WSW tires	•	•	•
Three-way doorgate	•	•	(2)
Power doorgate window	•	•	(2)
Heavy-duty rear brakes	•	•	(2)
EXTERIOR			
Padded rear half vinyl roof	•	•	(3)
Quad rectangular halogen headlamps	•	•	•
Front and rear bumper guards	•	•	•
Black rocker panel moldings	•	•	•
Bright rocker panel moldings	•	•	•
Left-hand remote-control mirror	•	•	•
Dual electric remote-control mirrors (4)	•	•	•
Vinyl insert bodyside moldings (5)	•	•	•
Hood accent stripes	•	•	•
Decklid tape stripes	•	•	(3)
Bodyside accent stripes	•	(6)	•
Bright wheelip moldings	•	(6)	•
Deluxe wheel covers	•	•	•
Cast aluminum wheels (Wagons only)	•	•	•
INTERIOR			
Flight bench front seat with dual recliners and fold-down center armrest	•	•	•
Split bench front seats with dual recliners	■	■	•
Cloth seating surfaces	•	•	(7)
All-vinyl upholstery	■	•	(7)
Dual facing rear seats	•	■	(2)
Deluxe door trim, carpeted lower	•	•	•
Luxury door trim with pull straps and full-length armrests	•	•	•
Air conditioning, manual	•	•	•
Electronic AM/FM stereo search radio with four speakers (may be deleted for credit)	•	•	•
Electronic digital clock	•	•	•
18-ounce luxury floor carpet	•	•	•
4-Spoke luxury steering wheel	•	•	•
Color-keyed deluxe safety belts with comfort regulator feature	•	•	•
Courtesy lights in glove box, front ashtray, trunk (Coupe/Sedan), cargo area (Wagons)	•	•	•
Light Group (see page 16)	■	■	•
Automatic parking brake release	•	•	•
Pivoting front vent windows	(8)	■	(8)
Power side windows	(8)	■	•
Tinted glass, complete	•	•	•

	Sedan/ Coupe	Wagon/ Country Squire	LX (1)
ENTERTAINMENT SYSTEMS			
Electronic AM/FM stereo search radio with cassette tape player	■	■	■
Premium Sound System (see page 16)	■	■	■
APPEARANCE			
Brougham roof treatment	■(9)	■	■(9)
Two-Tone paint treatment with tape stripes	■	■	■(3)
Front license plate bracket	■	■	■
COMFORT			
Air conditioning, automatic climate control	■	■	■
6-Way power driver's seat	■	■	■
Dual 6-way power split bench seats	■	■	■
Leather-wrapped steering wheel	■	■	■
CONVENIENCE			
Autolamp System	■	■	■
Convenience Group (see page 16)	■	■	■
Cornering lamps	■	■	■
Rear window defroster	■	■	■
Illuminated Entry System	■	■	■
Power Lock Group (10)	■	■	■
Deluxe luggage rack	■	■	■(2)
Right-hand remote-control mirror	■	■	■
Speed control	■	■	■
Tilt steering wheel	■	■	■
Tripminder® computer (see page 16)	■	■	■
Interval windshield wipers	■	■	■
Engine block immersion heater	■	■	■
PROTECTION			
Front and rear bumper rub strips	■	■	■
Front and rear color-keyed carpeted floor mats	■	■	■
WHEELS/WHEEL COVERS			
Locking wire-style wheel covers	■	■	■(11)
Cast aluminum wheels	■	■	■(12)
PERFORMANCE			
Traction-Lok axle	■	■	■
Heavy-duty battery	■	■	■
Conventional spare tire	■	■	■
Automatic load-leveling suspension	■	■	■
Heavy-duty/handling suspension	■	■	■
Heavy-duty trailer towing package	■	■	■
California Emissions System	■	■	■
High Altitude Emissions System	■	■	■

(1) Available with Coupe, Sedan and Wagon/Country Squire models. (2) With Wagons only. (3) Sedan and Coupe only. (4) Included with all Coupes and with standard Sedan/Wagon when power side windows are ordered. (5) Optional on Country Squire and on Coupes/Sedans with Two-Tone paint. (6) Not available with Country Squire. (7) Luxury level trim: choice of velour cloth or supersoft vinyl. (8) Standard on 2-Door Coupe, optional with all others. (9) Sedan only. (10) Includes power door locks, remote-control electric decklid release (Sedan and Coupe), power doorgate lock (Wagons). (11) Not available with LX Wagon models. (12) Cast Aluminum wheels are standard on LX Wagon models.



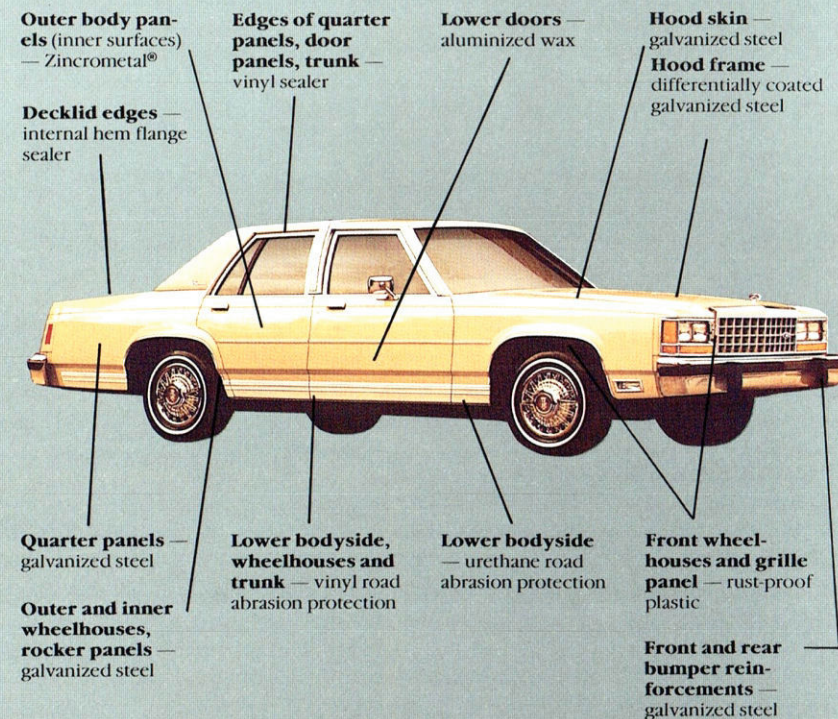
Colors & Trims

	Interior Trim Colors					Exterior Paint Colors
	Midnight Blue	Clove Brown	Canyon Red	Medium Grey	Sand Beige	
		X	X	X		Black
		X	X			Dark Grey Metallic
X	X	X				Silver Metallic
X	X	X				Light Grey
		X	X			Midnight Canyon Red Metallic
X						Spinnaker Blue
X		X				Deep Shadow Blue Metallic
X		X				Medium Shadow Blue Metallic
	X		X			Medium Sand Beige
	X					Sand Beige
X	X	X	X	X		Dark Clove Brown Metallic
						Oxford White
Two-Tone Colors						
		X	X			Black/Dark Grey Metallic
		X	X			Silver Metallic/ Dark Grey Metallic
X						Deep Shadow Blue Metallic/ Medium Shadow Blue Metallic
						Sand Beige/ Medium Sand Beige

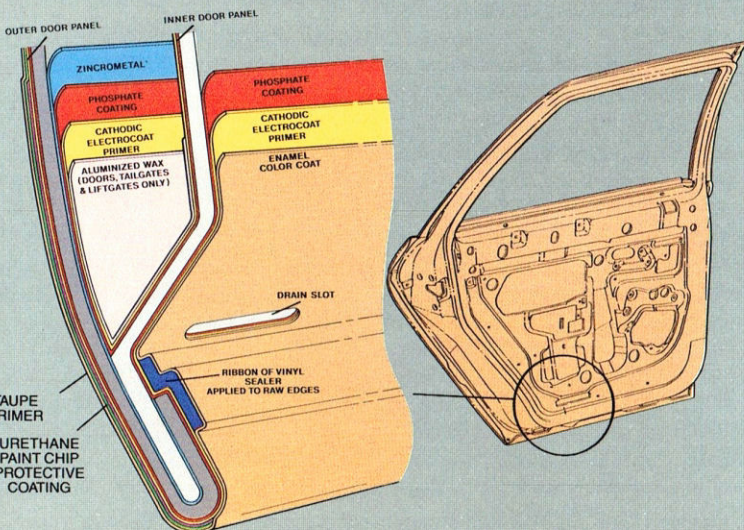
Some of the paint and trim colors are shown in this catalog. On the printed page, of course, colors are at best only representative of the originals. Your Ford Dealer can show you actual samples of the paint colors and trim materials presented above as well as Two-Tone paint combinations. Ask about paint and trim color availability with the following vinyl roof colors: Black, Sand Beige, Deep Shadow Blue, Light Charcoal, Midnight Canyon Red, Oxford White and Clove Brown.

Special quality steps: corrosion protection

Ford takes tough measures to protect its cars against the damaging effects of corrosion. Galvanized steel is used for important underbody and structural parts. Pre-coated steel, featuring corrosion inhibitors, is also used in many body panels. Special treatments are applied to selected areas of the body structure. Some examples are shown below.



LTD Crown Victoria corrosion protection measures



Safety and Owner Benefits

The Ford Quality Commitment

The Ford Quality Commitment is built on a basic and simple concept: Integrity. Integrity in the way we build our products, integrity in our dealerships' service and integrity in the treatment of our customers.

Together we can save lives

Ford Motor Company strongly encourages all passengers to use their safety belts.

In all Ford cars, outboard front seat lap and shoulder belts have automatic retractors and comfort regulators. Outboard rear seat positions also have lap belts with retractors.

Ford urges the use of child and infant restraints, as required by law in all states. Ford's easy-to-install Tot-Guard (for children 20 to 50 pounds) and Infant Carrier (for children up to 20 pounds) are available at all Ford Dealers. If a child restraint requires a top-tether, Ford cars provide for attachment of an anchor at each rear outboard seating position.



Ford Lifeguard Design Safety Features

Vehicle operation

- Hydraulic brake system with warning light
- Corrosion-resistant brake lines
- Flash-to-pass headlamps
- Turn indicator with lane-changing signal feature
- Hazard warning flasher
- Backup lamps
- Side marker lamps
- Parking lamps coupled with headlamps
- High-mount stop lamp
- Windshield washers
- Outside rearview mirror, driver's side
- Glare-reduced instrument panel, windshield wiper arms and

- windshield pillars
- Uniform transmission shift quadrant with safety switch
- Continuously variable control illumination intensity (instrument cluster lighting)
- Safety hood latch system
- Function-rated windshield defroster system
- Tamper-resistant (non-reversing) odometer
- Speedometer with highlighted 55 mph

Occupant protection

- Safety-designed front end structure
- Safety-designed roof structure
- Steel guard rails in side doors
- Safety-designed door hinges and double yoke safety door latches
- Integral lap and shoulder belts with automatic retractors for front outboard occupants
- Safety belt fastening reminder warning light and chime for the driver's seat
- Lap belts for center front and all rear seating positions with retractors for rear outboard occupants and optional dual facing rear seats
- Energy-absorbing steering column and steering wheel
- Energy-absorbing armrests and safety-designed door handles
- Energy-absorbing instrument panel with padding for right and center front passengers
- Energy-absorbing sun visors
- Energy-absorbing front seat back tops
- Self-locking front seat back latches on 2-doors
- Head restraints for front outboard occupants
- Safety glove box latch
- Inside yieldaway rearview mirror
- Impact-absorbing laminated safety glass windshield
- Flame-resistant interior materials
- Safety-designed coat hooks
- Safety-designed radio control knobs and push buttons
- Rear door child-proof locks

Anti-theft

- Locking steering column with warning key chime (with "Park" interlock for key release)
- Visible vehicle identification number

A combination unmatched by any other American manufacturer: the three-year unlimited mileage powertrain warranty

Most powertrain warranties don't cover you for an unlimited number of miles. Those that do don't cover you for a full 3 years. Ours does both. It's a combination unmatched by any other American manufacturer. The warranty covers major powertrain components on 1987 Ford cars. It's limited and certain deductibles apply. Ask to see this warranty at your Ford Dealer.

Scheduled maintenance

Here are some examples of scheduled maintenance intervals for the 1987 Ford LTD Crown Victoria. For complete recommendations, refer to the Maintenance Schedule and Record Log.

Engine oil and filter change	each 7,500 miles or 6 months
Spark plug change	each 30,000 miles
Air filter replacement	each 30,000 miles
Engine coolant replacement	each 30,000 miles or 3 years

Measurements	Sedan/ Coupe	Wagon
Wheelbase	114.3"	114.3"
Length	211.0"	215.0"
Height	55.3"	57.1"
Width	77.5"	79.3"
Front tread	62.2"	62.2"
Rear tread	62.0"	62.0"
Trunk capacity/cargo volume index (cu. ft.)	22.4*	88.2**
Fuel capacity (gal.)	18.0	18.0
Curb weight (lb.)	3,741†	3,920
Passenger capacity	6	6††

*With standard mini-spare tire. 21.4 with optional conventional spare. **Plus 9.9 cu. ft. in a lockable storage compartment beneath the load floor (5.7 cu. ft. with dual facing rear seats, 7.7 cu. ft. with seat cushions removed) and 2.0 cu. ft. in a lockable side storage compartment. †3,724 for 2-Door. ††Eight with optional dual facing rear seats.

5-mile-per-hour bumpers

Bumper systems on Ford LTD Crown Victoria are designed to protect lamps, cooling system, exhaust and other body components in the event of a minor impact. While some manufacturers equip their cars with bumpers that just meet the

2 1/2-mph federal standard, Ford equips LTD Crown Victoria and every other car it makes with bumpers designed to absorb impacts of 5-mph.



Participating Ford Dealers are now offering the Lifetime Service Guarantee, which guarantees their work on your Ford vehicle for as long as you own it. This means that the covered repair is paid for once — and never again. If it ever has to be fixed again, the repairing dealer will fix it free. Free parts. Free labor. Even if the car is kept a lifetime. It doesn't matter where it was purchased, or whether it's new or used; the work is still covered by the repairing dealer.

This limited warranty covers vehicles in normal use. Items not covered are routine maintenance parts, belts, hoses, sheet metal, and upholstery. Ask to see this guarantee when you visit your participating Ford Dealer.



The optional Ford Extended Service Plan covers major components on new Ford cars and light trucks for longer than the vehicle's basic warranty. The cost of this added protection is so moderate that it could pay for itself the first time you need it. Your Ford Dealer has full details.



Genuine Ford and Motorcraft original equipment replacement parts meet the same high standards as those installed in production. They are your best assurance of quality and long-term satisfaction.



Ford Motor Credit Company is interested in helping to fill the transportation needs of every qualified buyer of a Ford product. A participating dealer can arrange financing terms or a Red Carpet Lease[®] tailored to your circumstances. Ford Credit has offices conveniently located throughout the United States.

Ford-paid repair programs after the warranty period

Sometimes Ford offers adjustment programs to pay all or part of the cost of certain repairs. These programs are intended to assist owners and are in addition to the warranty or to required recalls. Ask Ford or your dealer about such programs relating to your Ford or Lincoln-Mercury vehicle.

To get copies of any adjustment program for your vehicle or the vehicle of interest to you: Call Ford toll-free at 1-800-241-3673. Alaska/Hawaii call 1-800-241-3711 and in Georgia call 1-800-282-0959.

Or write Ford at:
Ford Customer Information System
Post Office Box 95427
Atlanta, Georgia 30347

We'll need your name and address; year, make and model vehicle, as well as engine size; and whether you have a manual or automatic transmission.

Technical service bulletins

All vehicles need repairs during their lifetime. Sometimes Ford issues technical service bulletins (TSBs) and easy-to-read explanations describing unusual engine or transmission conditions which may lead to costly repairs, the recommended repairs, and new repair procedures.

Often a repair now can prevent a more serious repair later. Ask Ford or your dealer for any such TSBs and explanations relating to your Ford or Lincoln-Mercury vehicle.

To get copies of these technical service bulletins and explanations for your vehicle or the vehicle of interest to you: Call Ford toll-free at 1-800-241-3673. Alaska/Hawaii call 1-800-241-3711 and in Georgia call 1-800-282-0959.

Or write Ford at:
Ford Customer Information System
Post Office Box 95427
Atlanta, Georgia 30347

We'll need your name and address; year, make and model vehicle, as well as engine size; and whether you have a manual or automatic transmission.

Options availability

Options shown or described in this catalog are available at extra cost and may be offered only in combination with other options or subject to additional ordering requirements or limitations.

Product changes

Ford Division reserves the right to change product specifications at any time without incurring obligations.

"Ask your Ford Dealer"

Following publication of this catalog, certain changes in standard equipment, options, prices and the like, or product delays, may have occurred which would not be included in these pages. Your Ford Dealer is your best source for up-to-date information.

Buy or lease a new Ford LTD Crown Victoria or Country Squire

**Buy or lease
a new Ford LTD Crown Victoria or Country Squire**

