



**MERCURY 1960**

**COUNTRY CRUISERS**



THE DISTINGUISHED MERCURY

# Colony Park

BEAUTIFUL BLEND OF  
FASHION AND FUNCTION

Dramatic, fashionable . . . excellent for town or country . . . Mercury's elegant Colony Park echoes your discriminating taste and zest for good living. Here is Sleek-Line styling with a classic purity. Here is beauty that will never fade—a gleaming Super-Enamel finish, contrasts of simulated wood-grained side paneling and gleaming bright metal highlights.

The style, the grace . . . the fleetness of a passenger car are yours in the Mercury Colony Park—combined with the performance and space of a functional cargo carrier. In short, the Colony Park offers you everything you could want in your new station wagon. Your choice of 4-door, 6-passenger or 9-passenger models.



The magnificent Colony Park is available in elegant exterior and interior color combinations. High-fashion interiors feature decorator-inspired fabrics in supple, easily-cared-for vinyls and Avalon cloth. You'll be glad you bought a Mercury Country Cruiser whenever you look inside.

MERCURY '60 INTRODUCES

# Road-Tuned Wheels

... A WHOLLY NEW CONCEPT IN AUTOMOBILE SUSPENSIONS!

For 1960, Mercury introduces exclusive *Road-Tuned* wheels . . . they not only move up and down but backward and forward as well. Every time you take the wheel you'll be glad, for here is a silky smooth, "*Road-Tuned*" ride, unequalled by any other station wagon in America today. Shock is cushioned horizontally as well as vertically . . . each wheel rolls over irregularities while the chassis remains level. Mercury's swept-back, ball-joint front suspension actually pulls the wheels over bumps, while three-phase shock absorbers soak up annoying vibrations.




Mercury's independent "roll-with-the-punch" action literally smoothes road shock before it reaches the passenger compartment . . . no thumps, no thuds, no jarring movements! What's more, steering-wheel flutter is virtually eliminated,

even on deeply rutted back roads. Gone is that uncomfortable lean on the curves and forward lurch under sudden stops. Indeed, the *Road-Tuned* Mercury is a master stroke of automotive engineering and design that combines to make Country Cruisers the most road-worthy station wagons of the year!


At your command—

**New fuel-saving power**



Mercury's new power-drive combinations are designed to give you more gas mileage per dollar. Both the Comsumer's standard 205 hp Economy V-8 and optional 280 hp Marauder V-8 normally use regular-grade gasoline. The Economy V-8 is available with either conventional transmission or

optional Merc-O-Matic. The bigger-engine option comes with either Merc-O-Matic or Multi-Drive. For spirited performance, the Colony Park offers a smooth-as-silk, 250 hp Marauder V-8—available with either Merc-O-Matic or optional Multi-Drive transmission.



Mercury Country Cruisers are unmatched for spaciousness, styling and advanced features that include: Road-Tuned wheels; true hardtop design; forward-facing, stow-away 3rd seat; all-clear loading platform; roll-down rear window; parallel-action electric windshield wipers—many more.

Planned to go in . . . planned to grow in. The Mercury Commuter is a family-planned station wagon that makes everyday driving more fun, more convenient. Exclusive hardtop styling lends a carefree, open-air feeling that will delight you and your family.

With wider doors, space-planned interiors and set-back instrument panel with easy-to-read-and-reach controls, the Commuter is a luxury "wagon" in every way. Never before has such space, comfort and convenience been available in a station wagon at so modest a price. You have a choice of 4-door, 6- or 9-passenger models in a variety of color schemes and upholstery fabrics.

THE MERCURY

*Commuter*

YOU'LL BE GLAD YOU BOUGHT  
A MERCURY EVERY TRIP YOU TAKE



**You'll be glad every time you roll down the rear window—**  
The Country Cruiser rear window retracts into tailgate; does away with inconvenient liftgate found on many competitive "wagons." Power for rear window is optional for Commuter, standard on Colony Park models.



**You'll be glad every time you need cargo space—**  
You get 101.2 cubic feet of carrying space behind the front seat of every 1980 Mercury Country Cruiser. There's enough room to store even a boat—more cargo space than you'll find in competitive models. Also, 4 cubic feet of storage space in lockable "below-deck" compartment.




**You'll be glad every time you have to load—**  
Mercury's level-folding tailgate folds down flush with cargo compartment floor, gives you a wide, flat, continuous loading surface. Spare tire is mounted inside, directly behind right rear wheelhouse—out of your way. No gap between tailgate and cargo compartment; no upward tilt to tailgate.



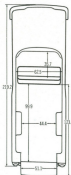
**You'll be glad every time you want to see the view—**  
Mercury's huge windshield wraps up and around for overhead visibility. Three-speed wipers clean over the center area. Exclusive "Jet Stream" defrosters focus first on driving-view area, then quickly clear remaining glass.

# MERCURY COUNTRY CRUISERS

*Family-planned to make station wagon living wonderfully convenient*



**You'll be glad every time you need a third seat—**  
Mercury's forward-facing, show-away 3rd seat is a convenience feature built right into 9-passenger models. Ready when you need it; takes only a few seconds to make the change from a 6- to 9-passenger vehicle. To show seat, simply pull seat release, push seat into seat well, fold down seat-back. To open, release top, snap back, pull seat forward. When 3rd seat is in use, you have a "below-deck" compartment with 4 cubic feet of lockable, out-of-sight storage space.



#### COUNTRY CRUISER DIMENSIONS

Overall length	.....219.2"
Overall height	.....57.0"
Overall width	.....81.5"
Wheelbase	.....126.0"
Wheel tread (F. & R.)	.....60.0"
Tailgate extension	.....23.5"
Rear opening slant height	.....33.5"
Rear opening width	.....45.1" max.
Tailgate to ground	.....25.2"
Rear of front seat to rear:	
Tailgate opened	.....123.4"
Tailgate closed	.....99.9"
Rear of 2nd seat to rear:	
Tailgate opened	.....84.8"
Tailgate closed	.....61.3"
Rear of 3rd seat to rear:	
Tailgate opened	.....47.6"
Tailgate closed	.....24.1"
Floor to roof:	
Behind front seat	.....33.5"
Floor area behind front seat:	
Tailgate opened	.....46.9 sq. ft.
Tailgate closed	.....39.7 sq. ft.
Total cargo capacity (tailgate closed):	
Behind front seat	.....101.2 cu. ft.
Behind second seat	.....60.4 cu. ft.
Behind third seat	.....18.2 cu. ft.

Mercury Division of Ford Motor Company, Dearborn, Michigan reserves the right to discontinue or change, at any time, specifications or design without incurring any obligation.

# CONVENIENCE OPTIONS

*to add even more to your driving pleasure*



**Four-way power seat**—Glides forward and backward, rides up or down with finger-tip control. Stopping at the sitting position that best suits you, it permits an infinite number of seat adjustments. Helps reduce driver fatigue on long trips.



**Power-tilt windows**—Raise or lower all four side windows and retractable rear window from the driver's seat. Each window has its own control switch for individual passenger comfort. A master control available for driver's seat locks out individual switches.



**Power brakes**—Wherever you drive—bumpike or traffic—effortless command is yours with power assistance for self-adjusting brakes. Engine vacuum does 40% of work. Reduces fatigue . . . adds driving pleasure.



**Power steering**—You will delight at the ease of handling and parking with Mercury's power steering that puts hydraulic power to work immediately when steering wheel is turned. Hydraulic assistance does 86% of work.

## SELECT ANY OF THESE ACCESSORY ITEMS FOR YOUR ADDED COMFORT, SAFETY AND DRIVING PLEASURE

Climate Dial Air Conditioner-Heater • Air-Blending Heater and "Jet Stream" Spot Defroster  
Transistorized Radio • Station Wagon Rear Seat Speaker • Country Cruiser Luggage Carrier  
Safety Seat Belts • Rear Door Safety Locks • Remote Control Outside Rearview Mirror • Wind-  
shield Washer • Independent Air Conditioner • Padded Instrument Panel and Sun Visors

*. . . and many others*



DON'T BUY ANY CAR UNTIL YOU'VE DRIVEN  THE ROAD-TUNED 1960 MERCURY