

1965 FORD POLICE CARS

*and
Emergency
Vehicles*



AMERICA'S NO.1 POLICE CAR



Ford Custom 4-Door



Country Sedan 4-Door



Fairlane 2-Door

INTRODUCING TOTAL PERFORMANCE '65

1965 marks the most completely changed Fords in 15 years. From road to roof, Ford cars are all new and better than ever—styling, ride, performance and handling are so much better that only a test drive can tell you the complete story. Fairlane '65 offers a new and handsome big-car look while keeping the trim-size handling ease that makes the car so convenient in crowded city

traffic. Overall quality standards remain highest in the history of Ford Motor Company.

Dependability, durability and safety, traditional in Ford cars, are results of laboratory and proving ground testing as thorough as that used by any car manufacturer—plus lessons learned in car-punishing competition. It's total performance testing that goes beyond routine proving ground

setups to prove Ford's extra muscle and toughness to the utmost. Ford's famous service-saving features are continued to keep police cars in top condition with minimum shop time and maintenance cost. And '65 offers the widest model choice ever—a total of 41 police cars and wagons are available with kit-priced Police Packages and recommended options for every range of duty.

FORD POLICE CARS... NATIONAL PERFORMANCE LEADERS!

FORD CUSTOM AND FORD CUSTOM 500 SERIES POLICE CARS: 20 cars in all offer a choice of 2- and 4-door models in five power ranges: 330-hp Police Interceptor; 300-hp Police Cruiser; 250-hp Police Guardian; new 200-hp Police Sentinel and new 150-hp Police Deputy.

FORD GENERAL PURPOSE POLICE WAGONS: 15 versatile Police Wagons including a new Country Sedan model with unique dual facing rear seats. All may be equipped with any of the Ford Police Packages for wide assignments ranging from highway patrol to utility duty.

FAIRLANE SERIES POLICE CARS: Three new engines and handsome new body styling lead the '65 Fairlane features. There's a total of six 2-door and 4-door models with three Fairlane power ranges: 225-hp Police Defender, 200-hp Police Ranger and 120-hp Police Deputy.



Ford Custom 500 4-Door



Ford Custom 4-Door



Falcon Station Bus

©1964 Ford Motor Co., Dearborn, Mich.

2



Ford Custom 500 4-Door

1965 FORD POLICE INTERCEPTOR... Top Performance at its Best!

Once again Ford Police Interceptor leads the finest group of police cars made today. The top-performing 330-hp 4V/390-cu. in. V-8 Police Interceptor engine stars with extremely fast acceleration and ability to withstand rigors of sustained high speed driving. Optional 4-speed, floor-shift manual or specially calibrated Cruise-O-Matic Drive transmissions can be used in place of the standard 3-speed manual transmission. Ford's new suspension system is safer, better controlled and smoother riding on all kinds of roads. Drag-strut tension bracing in front adds new

jolt-resisting strength, yet it "gives" rearward slightly to ease shock away from passengers and steering wheel. Rear suspension has ride-smoothing coil springs, but firmly controls body roll and sway with special-design linkage. Wider front and rear tread, and new-design low-profile tires add to road-hugging ability. Heavy-duty chassis and suspension items in all Ford Police Packages give even greater control, safety and stability for high speed pursuit work. The Interceptor is available as a complete vehicle with the power/equipment package described on page 6.



Ford Custom 2-Door

'65 FORD POLICE CRUISER

The Ford Police Cruiser offers all '65 Ford features plus the 300-hp Thunderbird Special 4V/390-cu. in. V-8. This engine is recommended for fast acceleration and high power, with peak performance second only to the Interceptor. 4-speed manual and regular Cruise-O-Matic Drive transmissions are optional. The new Ford body is attached to the frame at computer-determined "nodal" points to minimize transmission of road-to-body vibrations. Police Cruiser Package equipment and recommended options are listed on page 6.

4

'65 FORD POLICE GUARDIAN

The Ford Police Guardian is designed for all-around patrol duty—city, suburban or highway. With a 250-hp Thunderbird 4V/352-cu. in. V-8 engine, the Guardian has snappy performance on regular fuel. Heavy-duty Police Package brakes, with extra lining area (225 sq. in.) and special lining material, provide fast stops with less tendency to fade. Manual adjusters are standard, self-adjusters optional. Extra-smooth 3-speed Cruise-O-Matic Drive automatic transmission is optional. For Police Guardian Package equipment and options, see page 6.

'65 FORD POLICE SENTINEL

The Ford Police Sentinel provides V-8 smoothness with substantial power and thrifty operating economy. The Sentinel's regular fueled, 200-hp Challenger 2V/289-cu. in. V-8 has increased power for more spirited performance in medium-duty assignments. Synchro-Smooth Drive, 3-speed manual transmission is standard; Overdrive and HD Cruise-O-Matic Drive are optional. The full-width Police Package front seat has heavy-duty springs and full 5½-inch adjustable safety tracks. Police Sentinel Package equipment and recommended options appear on page 6.

Ford Custom 500 4-Door

'65 FORD POLICE DEPUTY

The Ford Police Deputy introduces the year's outstanding value for city traffic patrol or utility duty. The engine is an all-new 150-hp Police Special Six with seven main bearings for smoothness and durability. Less car weight and extra power make '65 Deputy performance better than ever. Available with HD 3-speed manual, optional Overdrive or HD Cruise-O-Matic Drive transmissions. Heavy-duty manual transmission shift linkage in Police Package keeps gearshifting smooth and easy. See Package equipment and recommended options on page 6.



5

MONEY- SAVING, FACTORY-INSTALLED PACKAGES AND OPTIONS

THE MIGHTY INTERCEPTOR 4V/390 V-8

The Ford Police Interceptor—designed for full-out highway pursuit, built to take sustained road speed punishment hours on end. This brawny 330-hp V-8 is a well-balanced combination of high-output engine features, long-life materials and precision manufacture; service-proved in law enforcement use. The Interceptor's consistent high performance is based on a free-breathing induction system with a high velocity 4-venturi carburetor, direct-flow Super-Filter air cleaner and low back-pressure mufflers. The valve system has a high-lift camshaft, solid lifters, special-alloy steel exhaust valves, high performance valve springs with solid retainers and internal damping springs.

Built-in stamina for maximum-duty use is part of the Interceptor's total performance heritage. Some of the many durability features are extra-strong deep-durability construction, short-stroke design, super-fitted light-alloy pistons, heavy-duty copper-lead-alloy main and connecting rod bearings and high capacity cooling. A 42-amp. dual belt drive alternator provides continuous output to supply all electrical system requirements.

'65 FORD POLICE CRUISER

Police Interceptor and Cruiser models are identical except for engines. The Cruiser has the powerful 300-hp Thunderbird Special V-8, designed for fast acceleration and high road speeds, but with less demanding performance peaks than the Police Interceptor provides. Other equipment is same for both models except for single-belt alternator drive and regular Cruise-O-Matic option.

EQUIPMENT INCLUDED IN FORD POLICE PACKAGES FORD POLICE INTERCEPTOR

330-hp Police Interceptor 4V/390-cu. in. V-8 ■ 11-inch Clutch ■ Synchro-Smooth Drive 3-Speed Manual Transmission ■ 42-Amp. Alternator with Dual Belt Drive *PLUS*

the following items which are common to all Ford Police Packages: HD Steering Column (manual transmission only) ■ Extra Cooling Package ■ 70 Amp-Hr Heavy-Duty Battery ■ Hi-Speed and Handling Package with HD Springs and HD Extra-Contour Shock Absorbers, Front and Rear, and Front Stabilizer Bar ■ HD Fade-Resistant Brakes with Riveted Linings—Manual Adjusting Type (self-adjusting optional) ■ HD Full-Width Front Seat with HD Springs and Formed Foam Cushion Padding ■ HD Floor Mats, Black Rubber, Front and Rear ■ Certified Calibration Speedometer (2 mph increments)

FORD POLICE CRUISER

300-hp Thunderbird Special 4V/390-cu. in. V-8 ■ 11-inch Clutch ■ Synchro-Smooth Drive 3-Speed Manual Transmission ■ 42-Amp. Alternator—Single Belt Drive ■ Plus common items listed under Interceptor

FORD POLICE GUARDIAN

250-hp Thunderbird 4V/352-cu. in. V-8 ■ 11-inch Clutch ■ Synchro-Smooth Drive 3-Speed Manual Transmission ■ 42-Amp. Alternator—Single Belt Drive ■ Plus common items listed under Interceptor

FORD POLICE SENTINEL

200-hp Challenger 2V/289-cu. in. V-8 ■ 10.4-inch Clutch ■ Synchro-Smooth Drive 3-Speed Manual Transmission ■ 42-Amp. Alternator—Single Belt Drive ■ Plus common items listed under Interceptor

FORD POLICE DEPUTY

150-hp Police Special 240-cu. in. Six ■ 11-inch HD Clutch ■ Synchro-Smooth Drive HD 3-Speed Manual Transmission ■ 42-Amp. Alternator—Single Belt Drive ■ Plus common items listed under Interceptor

HIGHLY RECOMMENDED OPTIONS (at extra cost)

Cruise-O-Matic Drive Transmission (see RPO and LPO) ■ Emergency Flashers, Parking and Tail Lamps—Simultaneous (LPO) ■ Padded Instrument Panel and Sun Visors

(RPO) ■ Wheels, 15 x 6.00 JK, Heavy-Duty (LPO)

OTHER OPTIONS AVAILABLE FOR FORD POLICE CARS

RPO—Monthly Schedule Items

*Air Conditioner, Ford Air Conditioner, Select-Aire ■ *Antenna, Deluxe Rear (right-hand) ■ *Axle Ratios, Optional (see Specifications) ■ *Brakes, Power ■ *Clock, Electric, Self-Regulating ■ Differential, Limited-Slip (with self-adjusting, fade-resistant brakes only) ■ Glass, Tinted (windshield or all around) ■ Light Group, Courtesy—includes instrument panel ash tray, glove box, trunk, backup and parking brake warning lights; courtesy light switches (dome light) all doors ■ Paint, Two-Tone (incl. chrome molding) ■ *Radio AM, Push Button (all transistor) and Front Antenna ■ *Radio AM/FM, Push Button (all transistor) and Front Antenna ■ *Safety Belts, Front, Deluxe Retractable ■ Seat, Rear, Fold-Down (4-dr. only) in Red or Palomino All-Vinyl with Rear of Seat Back in Vinyl Painted Steel ■ Steering, Power ■ Transmission, Cruise-O-Matic (recommended for Cruiser and Guardian Packages) ■ Transmission, 4-Speed Synchronized, Floor Shift (for 390-cu. in. V-8's) ■ Transmission, Overdrive (for Six, 289- and 390-cu. in. V-8's. Not available with HD clutch in Six) ■ Visibility Group—includes remote-control rearview mirror, inside non-glare mirror, 2-speed electric windshield wipers and windshield washer ■ Windshield Wipers, Electric, 2-Speed and Washer

LPO—Limited Production Items

Alternator Options—55-Amp. (Ford) or 53-Amp. (L-N) or 60-Amp. HD (L-N for V-8's only) Pancake Types, all with Built-In Silicon Rectifier, Dual Belt Drive ■ Dual Wiring for Roof Beacon (with hole in roof panel) ■ *Lights, Backup ■ Locking System, Single Key (all locks in car) ■ *Mirror, Inside, Non-Glare (day/night) ■ *Mirror, Outside Door Mount (left side) ■ *Molding, Chrome, Lower Body Side ■ Padded Instrument Panel (for LPO trim set) ■ Radio Noise

Suppression Equipment ■ Spotlight, LH, Pillar-Mounted, 6-inch Clear Lens w/o Mirror ■ Transmission, Interceptor, Cruise-O-Matic (recommended for Interceptor Package) ■ Transmission, Heavy-Duty Cruise-O-Matic (recommended for Sentinel and Deputy Packages) ■ Upholstery and Trim Set—Two-Tone Embossed Metallic Gold Beige and Medium Beige All-Vinyl, including Color-Keyed Sun Visors, Steering Column, Front and Rear Arm Rests, Black Instrument Panel ■ Deletion of MagicAir Heater ■ Deletion of Standard Front Seat Belts†

DSO—Special Order Items

Alternator Options—60-Amp. EHD (L-N) or 100-Amp. EHD (L-N) Types with Built-In Silicon Rectifier, Dual Belt Drive ■ Conduit, Flexible, 1½" I.D. for Radio Cable ■ Gauge, Charge Indicator ■ Gauge, Oil Pressure ■ Light, Glove Box and Front Ash Tray ■ Light, Washer (under instrument panel) ■ Spare Tire Relocation (to right rear of luggage compartment) ■ Speedometer, Pace Type with Special Needle Stop ■ Spotlight —Left- or Right-Hand, Pillar-Mounted, Red Lens without Mirror ■ Suppression Spark Plugs with Non-Suppressed Ignition Wiring ■ Throttle, Hand, Locking Type

Dealer Installed Items

Belts, Safety Seat, Rear ■ Extinguishers, Fire ■ Guards, Bumper, Front and Rear ■ Washer, Windshield ■ Plus many other customer accessories

*Also dealer installed. †Hour-deflator and front seat belts are standard equipment. However, heater and/or seat belts may be deleted if desired at an appropriate price reduction.

Explanation of Terms


RPO—Regular Production Option. Equipment advertised nationally and available without delay in production.

LPO—Limited Production Option. Equipment generally used only by fleet and commercial accounts.

DSO—Domestic Special Order. Specific procurement, with time necessary to fill order.

MAXIMUM-DUTY FEATURES THAT KEEP FORD THE NO. 1 FAVORITE

Five Lively '65 Ford Engines



Interceptor V-8

Displacement..... 390 cu. in.
Horsepower @ rpm..... 330 @ 5000
Torque (lbs-ft) @ rpm..... 427 @ 3200
Compression Ratio..... 10.1 to 1
Carburetor..... 4-venturi
Fuel..... premium




Challenger V-8

Displacement..... 289 cu. in.
Horsepower @ rpm..... 200 @ 4400
Torque (lbs-ft) @ rpm..... 282 @ 2400
Compression Ratio..... 9.3 to 1
Carburetor..... 2-venturi
Fuel..... regular




Thunderbird Special V-8

Displacement..... 390 cu. in.
Horsepower @ rpm..... 300 @ 4600
Torque (lbs-ft) @ rpm..... 427 @ 2800
Compression Ratio..... 10.1 to 1
Carburetor..... 4-venturi
Fuel..... premium



Police Special Six

Displacement..... 240 cu. in.
Horsepower @ rpm..... 150 @ 4000
Torque (lbs-ft) @ rpm..... 234 @ 2200
Compression Ratio..... 9.2 to 1
Carburetor..... 1-venturi
Fuel..... regular



Thunderbird V-8

Displacement..... 352 cu. in.
Horsepower @ rpm..... 250 @ 4400
Torque (lbs-ft) @ rpm..... 352 @ 2800
Compression Ratio..... 9.3 to 1
Carburetor..... 4-venturi
Fuel..... regular

TRANSMISSION-AXLE RATIOS (to 1)

Options shown in parentheses
3-Speed Manual—390 V-8's..... 3.25 (3.89)
Others..... 3.50
4-Speed Manual—390 V-8's..... 3.25 (3.89)
Overdrive—390 V-8's..... 3.25 (3.89)
Cruise-O-Matic—390 V-8's & Six..... 3.50
—352 V-8..... 3.00
—289 V-8 & Six..... 3.50

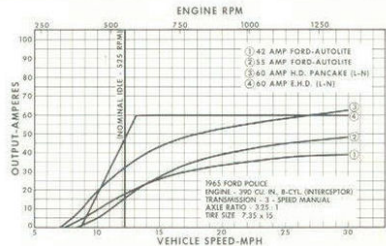
Ratios listed above are with manual adjustment brakes. Variations with self-adjusting

Battery-Saving Alternators

Alternators must meet vehicle electrical load requirements for average driving speeds, plus supply sufficient output to charge the battery. To determine required alternator size, find the electrical item group in the Ampere-Draw Table that best describes your vehicle equipment. Alternators recommended are for 20-mph average vehicle speed. If your average speed is other than 20 mph, determine average ampere-draw for your electrical item group from the Table and select sufficient alternator size by using Chart Performance Curves. Intermittent-load equipment need not be considered in this selection method.

AMPERE-DRAW TABLE

Electrical Equipment Groups	Average Ampere Draw	Recommended Alternator
STANDARD LOAD: Includes ignition gauges, regulator, all lighting bulbs on by headlamp switch, heater motor, electric wipers plus All-Transistor, Two-Way Radio	28	42-Amp. Ford (Autolite)
Standard Load plus: Tube-Type, Two-Way Radio; or Transistor Ignition; or Ford Air Conditioning	32	55-Amp. Ford (Autolite)
Standard Load plus: Transistor Ignition and Ford Air Conditioning	34	55-Amp. Ford (Autolite)
Standard Load plus: Tube-Type, Two-Way Radio and Transistor Ignition; or Tube-Type Radio and Ford Air Conditioning	42	60-Amp. HD Leace-Neville



ALTERNATOR PULLEY RATIOS (to 1)

ALTERNATOR	240 CID Six	289 CID V-8	352 CID V-8	390 CID V-8 Interceptor
42-Amp. Ford-Autolite	2.40	2.50	2.36	2.60
53-Amp. Pancake (L-N)	2.64	2.60	2.60	2.50
55-Amp. Ford-Autolite	2.64	2.60	2.60	2.50
60-Amp. HD Pancake (L-N)	2.29	2.26	2.26	2.26
60-Amp. EHD (L-N)	2.29	2.26	2.26	2.26
100-Amp. EHD (L-N)	2.29	2.26	2.26	2.26

brakes are: 3-Speed Manual—352 & 289 V-8's & Six 3.25 (3.89). Overdrive—289 V-8 & Six 3.89. Cruise-O-Matic—352 V-8 3.00 (3.25), 289 V-8 & Six 3.25 (3.89). With

Limited-Slip Axle and self-adjusting brakes, ratios are same but with no options except with 289 V-8 & Six: 3-Speed Manual 3.25 (3.50), Overdrive 3.50, Cruise-O-Matic 3.25.

MONEY- SAVING, FACTORY- INSTALLED PACKAGES AND OPTIONS

THE MIGHTY INTERCEPTOR 4V/390 V-8

The Ford Police Interceptor—designed for full-out highway pursuit, built to take sustained road speed punishment hours on end. This brassy 330-hp V-8 is a well-balanced combination of high-output engine features, long-life materials and precision manufacture; service-proved in law enforcement use. The Interceptor's consistent high performance is based on a free-breathing induction system with a high velocity 4-venturi carburetor, direct-flow Super-Filter air cleaner and low back-pressure mufflers. The valve system has a high-lift camshaft, solid lifters, special-alloy steel exhaust valves, high performance valve springs with solid retainers and internal damping springs.

Built-in stamina for maximum-duty use is part of the Interceptor's total performance heritage. Some of the many durability features are extra-strong deep-block construction, short-stroke design, super-fitted light-alloy pistons, heavy-duty copper-lead-alloy main and connecting rod bearings and high capacity cooling. A 42-amp. dual belt drive alternator provides continuous output to supply all electrical system requirements.

'65 FORD POLICE CRUISER

Police Interceptor and Cruiser models are identical except for engines. The Cruiser has the powerful 300-hp Thunderbird Special V-8, designed for fast acceleration and high road speeds, but with less demanding performance peaks than the Police Interceptor provides. Other equipment is same for both models except for single-belt alternator drive and regular Cruise-O-Matic option.

EQUIPMENT INCLUDED IN FORD POLICE PACKAGES

FORD POLICE INTERCEPTOR

330-hp Police Interceptor 4V/390-cu. in. V-8 ■ 11-inch Clutch ■ Synchro-Smooth Drive 3-Speed Manual Transmission ■ 42-Amp. Alternator with Dual Belt Drive PLUS

the following items which are common to all Ford Police Packages: HD Steering Column (manual transmission only) ■ Extra Cooling Package ■ 70 Amp-Hr Heavy-Duty Battery ■ Hi-Speed and Handling Package with HD Springs and HD Extra-Control Shock Absorbers, Front and Rear, and Front Stabilizer Bar ■ HD Fade-Resistant Brakes with Riveted Linings—Manual Adjusting Type (self-adjusting optional) ■ HD Full-Width Front Seat with HD Springs and Formed Foam Cushion Padding ■ HD Floor Mats, Black Rubber, Front and Rear ■ Certified Calibration Speedometer (2 mph increments)

FORD POLICE CRUISER

300-hp Thunderbird Special 4V/390-cu. in. V-8 ■ 11-inch Clutch ■ Synchro-Smooth Drive 3-Speed Manual Transmission ■ 42-Amp. Alternator—Single Belt Drive ■ Plus common items listed under Interceptor

FORD POLICE GUARDIAN

250-hp Thunderbird 4V/352-cu. in. V-8 ■ 11-inch Clutch ■ Synchro-Smooth Drive 3-Speed Manual Transmission ■ 42-Amp. Alternator—Single Belt Drive ■ Plus common items listed under Interceptor

FORD POLICE SENTINEL

200-hp Challenger 2V/289-cu. in. V-8 ■ 11-inch Clutch ■ Synchro-Smooth Drive 3-Speed Manual Transmission ■ 42-Amp. Alternator—Single Belt Drive ■ Plus common items listed under Interceptor

FORD POLICE DEPUTY

150-hp Police Special 240-cu. in. Six ■ 11-inch HD Clutch ■ Synchro-Smooth Drive HD 3-Speed Manual Transmission ■ 42-Amp. Alternator—Single Belt Drive ■ Plus common items listed under Interceptor

HIGHLY RECOMMENDED OPTIONS (at extra cost)

Cruise-O-Matic Drive Transmission (see RPO and LPO) ■ Emergency Flashers, Parking and Tail Lamps—Simultaneous (LPO) ■ Padded Instrument Panel and Sun Visors

(RPO) ■ Wheels, 15 x 6.00 JK, Heavy-Duty (LPO)

OTHER OPTIONS AVAILABLE FOR FORD POLICE CARS

RPO—Monthly Schedule Items

*Air Conditioner, Ford ■ Air Conditioner, Select-Aire ■ *Antenna, Deluxe Rear (right-hand) ■ Axle Ratios, Optional (see Specifications) ■ *Brakes, Power ■ *Clock, Electric, Self-Regulating ■ Differential, Limited-Slip (with self-adjusting, fade-resistant brakes only) ■ Glass, Tinted (windshield or all around) ■ Light Group, Courtesy—includes instrument panel ash tray, glove box, trunk, backup and parking brake warning lights; courtesy light switches (dome light) all doors ■ Paint, Two-Tone (incl. chrome molding) ■ *Radio AM, Push Button (all transistor) and Front Antenna ■ *Radio AM/FM, Push Button (all transistor) and Front Antenna ■ *Safety Belts, Front, Deluxe Retractable ■ Seat, Rear, Fold-Down (4-dr. only) in Red or Palomino All-Vinyl with Rear of Seat Back in Vinyl Painted Steel ■ Steering, Power ■ Transmission, Cruise-O-Matic (recommended for Cruiser and Guardian Packages) ■ Transmission, 4-Speed Synchronized, Floor Shift (for 390-cu. in. V-8's) ■ Transmission, Overdrive (for Six, 289- and 390-cu. in. V-8's. Not available with HD clutch in Six) ■ Visibility Group—includes remote-control rearview mirror, inside non-glare mirror, 2-speed electric windshield wipers and windshield washer ■ Windshield Wipers, Electric, 2-Speed and Washer

LPO—Limited Production Items

Alternator Options—55-Amp. (Ford) or 53-Amp. (L-N) or 60-Amp. HD (L-N for V-8's only) Pancake Types, all with Built-In Silicon Rectifier, Dual Belt Drive ■ Dual Wiring for Roof Beacon (with hole in roof panel) ■ *Lights, Backup ■ Locking System, Single Key (all locks in car) ■ *Mirror, Inside, Non-Glare (day/night) ■ *Mirror, Outside Door Mount (left side) ■ Molding, Chrome, Lower Body Side ■ Padded Instrument Panel (for LPO trim set) ■ Radio Noise

Suppression Equipment ■ Spotlight, LH, Pillar-Mounted, 6-inch Clear Lens w/o Mirror ■ Transmission, Interceptor, Cruise-O-Matic (recommended for Interceptor Package) ■ Transmission, Heavy-Duty Cruise-O-Matic (recommended for Sentinel and Deputy Packages) ■ Upholstery and Trim Set—Two-Tone Embossed Metallic Gold Beige and Medium Beige All-Vinyl, including Color-Keyed Sun Visors, Steering Column, Front and Rear Arm Rests, Black Instrument Panel ■ Deletion of Magic-Aire Heater† ■ Deletion of Standard Front Seat Belts†

DSO—Special Order Items

Alternator Options—60-Amp. EHD (L-N) or 100-Amp. EHD (L-N) Types with Built-In Silicon Rectifier, Dual Belt Drive ■ Conduit, Flexible, 1 3/8" I.D. for Radio Cable ■ Gauge, Charge Indicator ■ Gauge, Oil Pressure ■ Light, Glove Box and Front Ash Tray ■ Light, Work (under instrument panel) ■ Spare Tire Relocation (to right rear of luggage compartment) ■ Speedometer, Pace Type with Special Needle Stop ■ Spotlight—Left- or Right-Hand, Pillar-Mounted, Red Lens without Mirror ■ Suppression Spark Plugs with Non-Suppressed Ignition Wiring ■ Throttle, Hand, Locking Type

Dealer Installed Items

Belts, Safety Seat, Rear ■ Extinguishers, Fire ■ Guards, Bumper, Front and Rear ■ Washer, Windshield ■ Plus many other customary accessories

*Also dealer installed. †Heater-deletion and front seat belts are standard equipment. However, heater and/or seat belts may be deleted if desired at an appropriate price reduction.

Explanation of Terms

RPO—Regular Production Option. Equipment advertised nationally and available without delay in production.

LPO—Limited Production Option. Equipment generally used only by fleet and commercial accounts.

DSO—Domestic Special Order. Specific procurement, with time necessary to fill order.

MAXIMUM-DUTY FEATURES THAT KEEP FORD THE NO. 1 FAVORITE



Roomier, Safer Patrol Duty Interiors

'65 Ford Police Car interiors are newly designed for greater comfort and roominess. Front floor tunnel size is 13% smaller and instrument panel contour slopes sharply forward five full inches at bottom for extra "work space" convenience. Heater and other underpanel equipment are now largely located in the engine compartment, making front floor areas more spacious and uncluttered. New ventilator grilles at underpanel sides give better air distribution. Foam padding over instrument cluster adds extra safety and appearance. Panel knobs, controls and ignition lock are all relocated to be more accessible to both front occupants. Even the double-sided keys are reversible for more convenience. Integral air outlets are neatly blended into the panel for extra comfort and convenience when air conditioning equipment is installed.

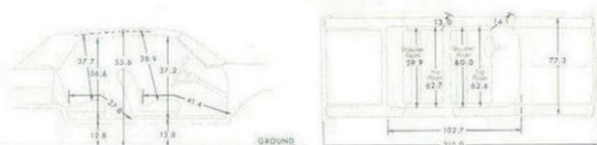
Comfort and practicality are both considered in providing the best seating support for long-period patrols. Seats are scientifically angled to provide fatigue-reducing posture. Heavy-duty front seat springs, covered with formed foam-padded cushion, keep seat comfortable longer. Long-wearing nylon and cloth or optional heavy-duty vinyl upholstery is available. All-vinyl headlining and embossed door panel trim is durable, neat and easily cleaned.

Interior Highlights

Full, formed foam padding in front seat cushion with heavy gauge springs give firm support.

Specially curved tracks change seating angle as seat is adjusted. Better back and thigh support for all drivers.

New, larger arm rests add extra comfort. Curved window glass for more visibility.



Longer Service Life, Less Downtime, More Police Convenience Features


Ford Heavy-Duty Equipment

Hi-Speed and Handling Package adds extra firmness to Ford's new, all-coil suspension system to give greater control and more secure handling, particularly at pursuit speeds. This extra suspension control makes the car more stable on any road surface, and lessens tendency to "bottom" on severe bumps. (Includes stabilizer bar, heavy-duty coil springs and specially calibrated heavy-duty shock absorbers front and rear.) Heavy-Duty Fade-Resistant Brakes, with a choice of manual or self-adjustment, feature 225-sq. in. riveted linings and air-groove-cooled, composite drums for consistent high-speed braking. Synchro-Smooth Drive 3-speed manual transmission is fully synchronized in all forward speeds to permit "no crunch" shifting even down to low while the car is moving. Column-mounted shift lever has heavy-duty linkage for greater durability. Transmission in Deputy has heavier duty parts to stand up under constant-duty usage. Heavy-Duty Front Seat is specially designed to withstand wear and tear of constant use. Heavy-duty springs and rigid seat construction reduce tendency to sag at heavy service load points. Sturdy vinyl upholstery resists wear and scuffing, makes front compartment easier to enter or leave. Wide-base seat tracks are constructed to resist distortion, spreading and excessive wear.




Ford Service-Saving Features


Chassis Lubrication Interval: 36,000 miles or 3 years (whichever comes first). Includes front suspension, steering linkage and driveshaft universal joints. Front wheel bearings are checked at 30,000-mile intervals and repacked as required. Oil and Oil Filter Change: 6,000 miles or 6 months. * Long-duration change interval saves on oil, oil filters and maintenance costs. Year-Round Coolant-Anti-freeze: 36,000 miles or 2 years. Available factory-installed, eliminates seasonal changes, flushing, freeze-up danger. Fuel Filter Change: 36,000 miles or 3 years. * High-capacity fuel filter element cleans fuel before it reaches carburetor, reduces flooding, clogging. Super-Filter Air Cleaner Element Change: 36,000 miles or 3 years. Pleated, dry-type element (V-8's) cleaned each 6,000 miles (or 6 months); or oftener as required by operating conditions. Six has permanent oil-bath type with same cleaning interval. Double-Wrapped Alumined Mufflers resist corrosion inside and out to give longer life than uncoated types. Extra-Rigid Body includes zinc-clad rocker panels and zinc primer rust-protected areas under body and fenders. New underfender front wheelhousings provide extra protection against rust and corrosion from wheel splash. Diamond Lustre Finish needs only routine cleaning to keep its hard-gloss enamel brilliance. Makes car easier to clean, stays new-looking longer without expensive waxing. *Oil and oil filter change each 3,000 miles and 24,000-mile fuel filter element replacement are recommended for vehicles used in prolonged slow-speed and/or extended idling operations.



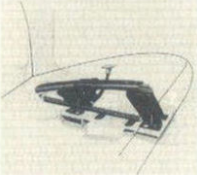
Wide-Swing Front Doors open wide and stay open on detent for fast exit or entry. Door vent windows are crank-operated, easy to adjust.




Posture-Perfect Seats provide best cushion and back angle for comfortable seating position. Front seat tracks give full 5 1/2-inch fore-and-aft adjustment.




Low Front Floor Tunnel gives more room for foot movement, permits easy "slide-over" when changing seats. Total volume reduced by 13% (dotted line).



Safety Seat Track gives extra protection against accidental seat displacement. Heavy steel construction resists pull-apart for increased safety.



Wide Sweep Vision has no center blind spot with tandem-action, single-speed electric wipers. Constant speed wiping for all-weather safety.



Suspended Pedals permit solid floor without entrance for leaks or drafts. New pivoted accelerator pad adjusts to foot for less tiring long patrol operation.

Five Lively '65 Ford Engines




Interceptor V-8

Displacement..... 390 cu. in.
Horsepower @ rpm..... 330 @ 5000
Torque (lbs-ft) @ rpm..... 427 @ 3200
Compression Ratio..... 10.1 to 1
Carburetor..... 4-venturi
Fuel..... premium




Challenger V-8

Displacement..... 289 cu. in.
Horsepower @ rpm..... 200 @ 4400
Torque (lbs-ft) @ rpm..... 282 @ 2400
Compression Ratio..... 9.3 to 1
Carburetor..... 2-venturi
Fuel..... regular



Thunderbird Special V-8

Displacement..... 390 cu. in.
Horsepower @ rpm..... 300 @ 4600
Torque (lbs-ft) @ rpm..... 427 @ 2800
Compression Ratio..... 10.1 to 1
Carburetor..... 4-venturi
Fuel..... premium



Police Special Six

Displacement..... 240 cu. in.
Horsepower @ rpm..... 150 @ 4000
Torque (lbs-ft) @ rpm..... 234 @ 2200
Compression Ratio..... 9.2 to 1
Carburetor..... 1-venturi
Fuel..... regular



Thunderbird V-8

Displacement..... 352 cu. in.
Horsepower @ rpm..... 250 @ 4400
Torque (lbs-ft) @ rpm..... 352 @ 2800
Compression Ratio..... 9.3 to 1
Carburetor..... 4-venturi
Fuel..... regular

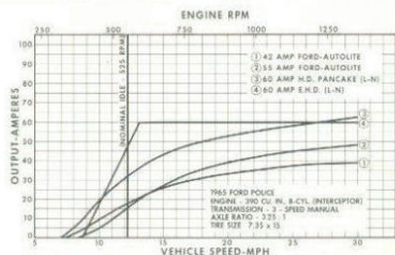
TRANSMISSION-AXLE RATIOS (to 1)

Options shown in parentheses
3-Speed Manual—390 V-8's..... 3.25 (3.89)
Others..... 3.50
4-Speed Manual—390 V-8's..... 3.25 (3.89)
Overdrive..... 390 V-8's..... 3.25 (3.89)
Cruise-O-Matic—390 V-8's..... 3.00 (3.25)
—352 V-8..... 3.00
—289 V-8 & Six..... 3.50
Ratios listed above are with manual adjustment brakes. Variations with self-adjusting

Battery-Saving Alternators

Alternators must meet vehicle electrical load requirements for average driving speeds, plus supply sufficient output to charge the battery. To determine required alternator size, find the electrical item group in the Ampere-Draw Table that best describes your vehicle equipment. Alternators recommended are for 20-mph average vehicle speed. If your average speed is other than 20 mph, determine average ampere-draw for your electrical item group from the Table and select sufficient alternator size by using Chart Performance Curves. Intermittent-load equipment need not be considered in this selection method.

AMPERE-DRAW TABLE		
Electrical Equipment Groups	Average Ampere Draw	Recommended Alternator
STANDARD LOAD: Includes ignition gauges, regulator, all lighting turned on by headlamp switch, heater motor, electric wipers plus All-Transistor, Two-Way Radio	28	42-Amp. Ford (Autolite)
Standard Load plus: Tube-Type Two-Way Radio; or Transistor Ignition; or Ford Air Conditioning	32	55-Amp. Ford (Autolite)
Standard Load plus: Transistor Ignition and Ford Air Conditioning	34	60-Amp. Ford (Autolite)
Standard Load plus: Tube-Type Two-Way Radio and Transistor Ignition; or Tube-Type Radio and Ford Air Conditioning	42	60-Amp. HD Leece-Naville



ALTERNATOR PULLEY RATIOS (to 1)

ALTERNATOR	PULLEY RATIOS (to 1)			
	240 CID Six	289 CID V-8	352 & 390 CID V-8	390 CID Interceptor
42-Amp. Ford-Autolite	2.40	2.50	2.36	2.60
53-Amp. Pancake (L-N)	2.64	2.60	2.60	2.60
55-Amp. Ford-Autolite	2.64	2.60	2.60	2.60
60-Amp. HD Pancake (L-N)	2.28	2.26	2.26	2.26
60-Amp. EHD (L-N)	2.28	2.26	2.26	2.26
100-Amp. EHD (L-N)	2.28	2.26	2.26	2.26

brakes are: 3-Speed Manual—352 & 289 V-8's & Six 3.25 (3.89), Overdrive—289 V-8 & Six 3.89, Cruise-O-Matic—352 V-8 3.00 (3.25), 289 V-8 & Six 3.25 (3.89). With

Limited-Slip Axle and self-adjusting brakes, ratios are same but with no options except with 289 V-8 & Six: 3-Speed Manual 3.25 (3.50), Overdrive 3.50, Cruise-O-Matic 3.25.

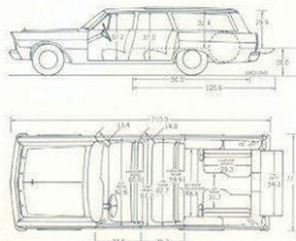


4-Door Country Sedan

15 FORD POLICE WAGONS OFFER TOTAL VERSATILITY

Ford Police 4-Door Wagons fit the requirements of all kinds of police work—highway, suburban or city. The easy-folding 2nd seat converts the rear compartment into newly widened loadspace—room for two regulation-size stretchers or other emergency gear. Special equipment stows securely in the new storage locker under rear floor. New dual facing rear seat wagon model adds extra passenger carrying capacity.

The roll-down tailgate window provides adjustable flow-through ventilation. Powered rear window is standard on dual facing rear seat model, optional on others. New built-in rear pillar air deflectors help keep dust and snow off rear window. Available in Ranch Wagon and Country Sedan (6-passenger), and Country Sedan with dual facing rear seats with any of the kit-priced equipment packages on page 11.



WIDE-SPAN LOADSPACE

'65 Ford Police Wagons have 103.3* (6-pass), 99.3* (dual facing rear seat model) cubic feet of maximum loadspace. Rear deck length is 8 feet (tailgate up), 10 feet (tailgate down). Maximum width is 5 feet, and load width between wheelhousings is now 4 feet. See other dimensions at left.

*Including 12 and 8 cu. ft. respectively in below-floor compartments.

10

14 FORD POLICE WAGON POWER TEAM SELECTIONS

PACKAGE	INTERCEPTOR	CRUISER	GUARDIAN	SENTINEL	DEPUTY
ENGINES	Interceptor V-8	Thunderbird Spec. V-8	Thunderbird V-8	Challenger V-8	Police Special Six
Displacement (cu. in.)	390	390	352	289	240
Horsepower @ rpm	330 @ 5000	300 @ 4600	250 @ 4400	200 @ 4400	150 @ 4000
Torque (lbs-ft) @ rpm	427 @ 3200	427 @ 2800	352 @ 2800	282 @ 2400	234 @ 2200
Compression Ratio (to 1)	10.1	10.1	9.3	9.3	9.2
Alternator (belt drive)	42 amp. (dual)	42 amp. (single)	42 amp. (single)	42 amp. (single)	42 amp. (single)
Transmission	3-Speed	3-Speed	3-Speed	3-Speed	HD 3-Speed
Clutch (dia. in.)	11	11	11	10.4	HD 11
Battery (amp-hr)	70 HD	70 HD	70 HD	70 HD	70 HD
TRANSMISSION-AXLE RATIOS					
3-Speed Manual	3.25 (3.89)	3.25 (3.89)	3.50*—3.25† (3.89†)	3.50*—3.25† (3.89†)	3.50*—3.25† (3.89†)
Overdrive (opt.)	3.25 (3.89)	3.25 (3.89)	—	3.50*—3.89†	3.50*—3.89†
Cruise-O-Matic (opt.)	3.00 (3.25)	3.00 (3.25)	3.00 (3.25†)	3.50*—3.25† (3.89†)	3.50*—3.25† (3.89†)

Axles per ratios listed are available with either manual or self-adjusting brakes except those noted, as follows: *Manually adjusted brakes only. †Self-adjusting brakes only. Optional ratio shown in parentheses. Ratios for axles with limited-slip differential (having self-adjusting brakes only) are same as listed standard (for 1 without option), except Sentinel and Deputy, as follows: 3-sp. manual—3.25† (3.50†); Overdrive—3.50†; Cruise-O-Matic—3.25†

Also included in each package above: Extra-Cooling Package ■ HD Steering Column (manual transmission only) ■ Hi-Speed and Handling Package with Stabilizer Bar, HD Springs and Shock Absorbers, Front and Rear ■ Fade-Resistant Brakes with Riveted

Linings—Manual Adjusting Type (self-adjusting type optional, see chart) ■ HD Full-Width Front Seat with HD Springs and Formed Foam Cushion Padding ■ HD Floor Mats, Black Rubber, Front and Rear ■ Certified Calibration Speedometer (2 mph increments)

SPECIAL WAGON CONVERSION OPTIONS



Conversion by Shop of Siebert Associates Inc., Whitehouse, Ohio (Aristocrat model shown)



Conversion by Automotive Conversion Corp., Birmingham, Michigan

Ford Police Wagons can be modified for special ambulance, auxiliary fire fighting, rescue and other emergency vehicle uses by body shops specializing in this work. These conversions are fully tested and proved, and are relatively

inexpensive. Side opening rear door (shown), hinged at the left for safer curb loading, may be special-ordered. Complete details and conversion options data are available from your Ford Dealer or a custom conversion specialist.

POLICE WAGON OPTIONS

Highly Recommended Options (at extra cost) ■ Cruise-O-Matic Transmission (see RPO and LPO) ■ Emergency Flashers, Parking and Tail Lamps—Simultaneous (LPO) ■ Padded Instrument Panel and Sun Visors (RPO)

RPO—Monthly Schedule Items ■ Air Conditioner, Ford Air Conditioner, Select-Aire ■ Axle Ratios, Optional (see chart) ■ Brakes, Power ■ Clock, Electric, Self-Regulating ■ Differential, Limited-Slip (with self-adjusting, fade-resistant brakes only) ■ Heater for Dual Facing Rear Seats in Country Sedan ■ Glass, Tinted (windshield or all around) ■ Light Group, Courtesy—includes front ash tray, glove box, backup, cargo area and parking brake warning lights plus light switches (for dome light) on all doors ■ Padded Instrument Panel ■ Paint, Two-Tone ■ Radio, AM, Push Button (all transistor) and Antenna, AM/FM, Push Button (all transistor) and Antenna ■ Safety Belts, Front Seat, Deluxe Retractable ■ Steering, Power ■ Transmission, Cruise-O-Matic (recommended for Cruiser and Guardian Packages) ■ Trans-

mission, Overdrive for 240-cu. in. Six, 289- and 390-cu. in. V-8's (not available with HD clutch in 240-cu. in. Six) ■ Visibility Group—includes remote-control rearview mirror, inside non-glare mirror, 2-speed electric windshield wipers and windshield washer ■ Window, Tailgate, Power-Operated ■ Windshield Wipers, Electric, 2-Speed and Windshield Washer

LPO—Limited Production Items
Alternator Options: 55-Amp. Ford (Ford) or 53-Amp. (L-N) or 60-Amp. HD (L-N for V-8's only) Pancake Types, all with Built-In Silicon Rectifier and Dual Belt Drive ■ Dual Wiring for Roof Beacon (with hole in roof panel) ■ Lights, Backup ■ Locking System, Single Key (one key for all locks in wagon) ■ Mirror, Inside, Non-Glare (day/night) ■ Mirror, Outside, Door Mount (left side) ■ Molding, Chrome, Lower Body Side ■ Radio Noise Suppression Equipment ■ Spotlight, Left-Hand, Pillar-Mounted, Clear Lens, Without Mirror, 6-inch Diameter ■ Transmission, Interceptor Cruise-O-Matic (recommended for Interceptor Package) ■ Transmission, Heavy-Duty Cruise-O-Matic (recommended for Sentinel and Deputy Packages) ■ Deletion of Standard MagicAire Heater† ■ Deletion of Standard Front Seat Belts†

DSO—Special Order Items
Alternator Options: 60-Amp. EHD (L-N) or 100-Amp. EHD (L-N) Types with Built-In Silicon Rectifier, Dual Belt Drive ■ Gauge, Charge Indicator ■ Gauge, Oil Pressure ■ Light, Glove Box and Front Ash Tray ■ Light, Work (auxiliary lamp under instrument panel) ■ Speedometer, Pace Type with Special Needle Stop ■ Spotlight—Left- or Right-Hand, Pillar-Mounted, Red Lens without Mirror ■ Suppression Spark Plugs with Non-Suppressed Wiring ■ Throttle, Hand, Locking Type

Dealer Installed Items
Deflector, Mud and Stone ■ Belts, Safety Seat, Rear ■ Extinguishers, Fire ■ Guards, Bumper, Front ■ Mat, Cargo Deck, Rubber ■ Washer, Windshield ■ Plus many other accessories

*Also dealer installed. †Heater-defroster and front seat belts are standard equipment. However, heater and/or seat belts may be deleted if desired at an appropriate price reduction.

See explanation of RPO, LPO, DSO at bottom of 4th column on page 6.

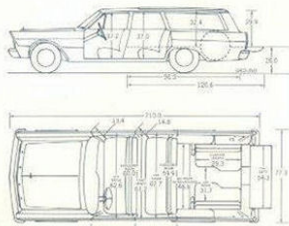


4-Door Country Sedan

15 FORD POLICE WAGONS OFFER TOTAL VERSATILITY

Ford Police 4-Door Wagons fit the requirements of all kinds of police work—highway, suburban or city. The easy-folding 2nd seat converts the rear compartment into newly widened loadspace—room for two regulation-size stretchers or other emergency gear. Special equipment stows securely in the new storage locker under rear floor. New dual facing rear seat wagon model adds extra passenger carrying capacity.

The roll-down tailgate window provides adjustable flow-through ventilation. Powered rear window is standard on dual facing rear seat model, optional on others. New built-in rear pillar air deflectors help keep dust and snow off rear window. Available in Ranch Wagon and Country Sedan (6-passenger), and Country Sedan with dual facing rear seats with any of the kit-priced equipment packages on page 11.



WIDE-SPAN LOADSPACE

'65 Ford Police Wagons have 105.3* (6-pass.), 99.3* (dual facing rear seat model) cubic feet of maximum loadspace. Rear deck length is 8 feet (tailgate up), 10 feet (tailgate down). Maximum width is 5 feet, and load width between wheelhousings is now 4 feet. See other dimensions at left.

*Including 12 and 8 cu. ft. respectively in below-floor compartments.

10

14 FORD POLICE WAGON POWER TEAM SELECTIONS

PACKAGE	INTERCEPTOR	CRUISER	GUARDIAN	SENTINEL	DEPUTY
ENGINES	Interceptor V-8	Thunderbird Spec. V-8	Thunderbird V-8	Challenger V-8	Police Special Six
Displacement (cu. in.)	390	390	352	289	240
Horsepower @ rpm	330 @ 5000	300 @ 4600	250 @ 4400	200 @ 4400	150 @ 4000
Torque (lbs-ft) @ rpm	427 @ 3200	427 @ 2800	352 @ 2800	282 @ 2400	234 @ 2200
Compression Ratio (to 1)	10.1	10.1	9.3	9.3	9.2
Alternator (belt drive)	42 amp. (dual)	42 amp. (single)	42 amp. (single)	42 amp. (single)	42 amp. (single)
Transmission	3-Speed	3-Speed	3-Speed	3-Speed	HD 3-Speed
Clutch (dia. in.)	11	11	11	10.4	HD 11
Battery (amp-hr)	70 HD	70 HD	70 HD	70 HD	70 HD
TRANSMISSION-AXLE RATIOS					
3-Speed Manual	3.25 (3.89)	3.25 (3.89)	3.50*—3.25† (3.89†)	3.50*—3.25† (3.89†)	3.50*—3.25† (3.89†)
Overdrive (opt.)	3.25 (3.89)	3.25 (3.89)	—	3.50*—3.89†	3.50*—3.89†
Cruise-O-Matic (opt.)	3.00 (3.25)	3.00 (3.25)	3.00 (3.25†)	3.50*—3.25† (3.89†)	3.50*—3.25† (3.89†)

Axles per ratio listed are available with either manual or self-adjusting brakes except those noted, as follows: *Manually adjusted brakes only. †Self-adjusting brakes only. Optional ratio shown in parentheses. Ratios for axles with limited-slip differential (having self-adjusting brakes only) are same as listed standard (or † without optional), except Sentinel and Deputy, as follows: 3spd. manual—3.25† (3.50†); Overdrive—3.50†; Cruise-O-Matic—3.25†.


Also included in each package above: Extra-Cooling Package • HD Steering Column (manual transmission only) • Hi-Speed and Handling Package with Stabilizer Bar, HD Springs and Shock Absorbers, Front and Rear • Fade-Resistant Brakes with Riveted

Linings—Manual Adjusting Type (self-adjusting type optional, see chart) • HD Full-Width Front Seat with HD Springs and Formed Foam Cushion Padding • HD Floor Mats, Black Rubber, Front and Rear • Certified Calibration Speedometer (2 mph increments)

SPECIAL WAGON CONVERSION OPTIONS



Conversion by Shop of Siebert Associates Inc., Whitehouse, Ohio (Aristocrat model shown)



Conversion by Automotive Conversion Corp., Birmingham, Michigan

Ford Police Wagons can be modified for special ambulance, auxiliary fire fighting, rescue and other emergency vehicle uses by body shops specializing in this work. These conversions are fully tested and proved, and are relatively

inexpensive. Side opening rear door (shown), hinged at the left for safer curb loading, may be special-ordered. Complete details and conversion options data are available from your Ford Dealer or a custom conversion specialist.

POLICE WAGON OPTIONS

Highly Recommended Options (at extra cost) • Cruise-O-Matic Transmission (see RPO and LPO) • Emergency Flashers, Parking and Tail Lamps—Simultaneous (LPO) • Padded Instrument Panel and Sun Visors (RPO)

RPO—Monthly Schedule Items
 *Air Conditioner, Ford • Air Conditioner, Select-Aire • Axle Ratios, Optional (see chart) • Brakes, Power • Clock, Electric, Self-Regulating • Differential, Limited-Slip (with self-adjusting, fade-resistant brakes only) • Heater for Dual Facing Rear Seats in Country Sedan • Glass, Tinted (Windshield or all around) • Light Group, Courtesy—includes front ash tray, glove box, backup, cargo area and parking brake warning lights plus light switches (for dome light) on all doors • Padded Instrument Panel • Paint, Two-Tone • Radio, AM, Push Button (all transistor) and Antenna • Radio, AM/FM, Push Button (all transistor) and Antenna • Safety Belts, Front Seat, Deluxe Retractable • Steering, Power • Transmission, Cruise-O-Matic (recommended for Cruiser and Guardian Packages) • Trans-

mission, Overdrive for 240-cu. in. Six, 289- and 390-cu. in. V-8's (not available with HD clutch in 240-cu. in. Six) • Visibility Group — includes remote-control rearview mirror, inside non-glare mirror, 2-speed electric windshield wipers and windshield washer

LPO—Limited Production Items

Alternator Options: 55-Amp. (Ford) or 53-Amp. (L-N) or 60-Amp. HD (L-N for V-8's only) Pancake Types, all with Built-In Silicon Rectifier and Dual Belt Drive • Dual Wiring for Roof Beacon (with hole in roof panel) • Lights, Backup • Locking System, Single Key (one key for all locks in wagon) • Mirror, Inside, Non-Glare (day/night) • Mirror, Outside, Door Mount (left side) • Molding, Chrome, Lower Body Side • Radio Noise Suppression Equipment • Spotlight, Left-Hand, Pillar-Mounted, Clear Lens, Without Mirror, 6-inch Diameter • Transmission, Interceptor Cruise-O-Matic (recommended for Interceptor Package) • Transmission, Heavy-Duty Cruise-O-Matic (recommended for Sentinel and Deputy Packages) • Deletion of Standard Magic-Aire Heater† • Deletion of Standard Front Seat Belts†

DSO—Special Order Items

Alternator Options: 60-Amp. EHD (L-N) or 100-Amp. EHD (L-N) Types with Built-In Silicon Rectifier, Dual Belt Drive • Gauge, Charge Indicator • Gauge, Oil Pressure • Light, Glove Box and Front Ash Tray • Light, Work (auxiliary lamp under instrument panel) • Speedometer, Pace Type with Special Needle Stop • Spotlight—Left- or Right-Hand, Pillar-Mounted, Red Lens without Mirror • Suppression Spark Plugs with Non-Suppressed Wiring • Throttle, Hand, Locking Type

Dealer Installed Items

Deflector, Mud and Stone • Belts, Safety Seat, Rear • Extinguishers, Fire • Guards, Bumper, Front • Mat, Cargo Deck, Rubber • Washer, Windshield • Plus many other accessories

*Also dealer installed. †Heater-defruster and front seat belts are standard equipment. However, heater and/or seat belts may be deleted if desired at an appropriate price reduction.

See explanation of RPO, LPO, DSO at bottom of 4th column on page 6.



Fairlane 4-Door

'65 FAIRLANE SERIES... Full-Duty Performance in Trim-Size Packages

'65 Fairlane Police Cars are newly styled and refined throughout to make their trim appearance, easy-handling agility and quiet riding comfort better than ever. Mechanical changes such as easier operating steering linkage, extra-

clearance steering wheel and lighted heater controls are only a few of the many '65 improvements. Fairlane's solid construction, steady roadability and precise handling characteristics are continued. New low-profile tires on 14-inch

wheels add new surefootedness, better riding and stopping ability.

Police Defender power is highest yet with the new 225-hp Challenger Special V-8. Police Ranger is equipped with new 200-hp Challenger V-8 to give it

extra snap. Police Sentry has the all-new, 120-hp Fairlane Six with seven main bearings for added smoothness. All Fairlane Police Cars are available in 2- and 4-door models with the power equipment packages listed on page 13.

12

OTHER OPTIONS FOR FAIRLANE POLICE CARS

RPO—Monthly Schedule Items

*Air Conditioner, Ford Air Conditioner, Select-Aire ■ Axle Ratios (see specifications) ■ Brakes, Power ■ Glass, Tinted (windshield or all around) ■ Light Group, Courtesy—includes instrument panel ash tray, glove box, trunk, work and backup lights and light switches (for dome light) on all doors ■ Mirror, Rearview, Outside, Remote Control (left side) ■ Paint, Two-Tone ■ Radio AM, Push Button (all transistor) and Front Antenna ■ Safety Belts, Front Seat, Deluxe Retractable ■ Steering, Power ■ Transmission, Cruise-O-Matic ■ Transmission, 4-Speed Synchronized Floor Shift (for 225-hp V-8) ■ Transmission, Overdrive (for 200-hp V-8) ■ Wheel Covers, Full Stainless Steel ■ Windshield Wipers, Electric 2-Speed and Windshield Washer


LPO—Limited Production Items

Alternator Options: 55-Amp. (Ford) or 53-Amp. (L-N) Pancake Type with Built-In Silicon Rectifier and Dual Belt Drive ■ Brakes, HD Fade-Resistant with Riveted Linings (in place of bonded) on Sentry ■ Dual Wiring for Roof Beacon (with hole in roof panel) ■ Lights, Backup ■ Mirror, Outside Door Mount (left or right side) ■ Padded Instrument Panel (for LPO metallic gold beige trim set) ■ Radio Noise Suppression Equipment ■ Upholstery and Trim Set—Two-Tone Embossed Metallic Gold Beige and Medium Beige All-Vinyl ■ Deletion of Standard Magic-Aire Heater † ■ Deletion of Standard Front Seat Belts †

DSO—Special Order Items

Gauge, Charge Indicator ■ Gauge, Oil

'65 FAIRLANE POLICE DEFENDER PACKAGE



Challenger Special V-8

Displacement 289 cu. in.
Horsepower @ rpm 225 @ 4800
Torque (lbs-ft) @ rpm 305 @ 3200
Carburetor 4-venturi
Fuel premium
Transmission-Axle Ratios:
3- or 4-Speed Man. 3.25 to 1; 3.50 to 1
Cruise-O-Matic 3.00 to 1


Equipment Included in Defender Package: 225-hp Challenger Special V-8 ■ 42-Amp. Alternator—Single Belt Drive ■ 55 Amp-Hr HD Battery ■ Extra-Cooling Package ■ 10.4-inch Clutch ■ Synchro-Smooth Drive 3-Speed Manual Transmission ■ HD Fade-Resistant Brakes with Riveted Linings ■ Plus common items listed below

Equipment Included in Ranger Package: 200-hp Challenger V-8 ■ 42-Amp. Alternator—Single Belt Drive ■ 55 Amp-Hr HD Battery ■ Extra-Cooling Package ■ 10.4-inch Clutch ■ Synchro-Smooth Drive 3-Speed Manual Transmission ■ HD Fade-Resistant Brakes with Riveted Linings ■ Plus common items listed below

Equipment Included in Sentry Package: 120-hp Fairlane Six ■ 42-Amp. Alternator—Single Belt Drive ■ 55 Amp-1 Hr HD Battery

Pressure ■ Light, Glove Compartment ■ Light, Work (auxiliary lamp under instrument panel) ■ Locking System, Single Key (one key for all locks in car) ■ Mirror, Inside, Non-Glare (day/night) ■ Spotlight Left- or Right-Hand, Cowl-Mounted without Mirror (specify red or clear sealed beam) ■ Suppression Spark Plugs with Non-Suppressed Ignition Wiring ■ Throttle, Hand, Locking Type

'65 FAIRLANE POLICE RANGER PACKAGE



Challenger V-8

Displacement 289 cu. in.
Horsepower @ rpm 200 @ 4400
Torque (lbs-ft) @ rpm 282 @ 2400
Carburetor 2-venturi
Fuel regular
Transmission-Axle Ratios:
3-Speed Man. or OD. 3.25 to 1; 3.50 to 1
Cruise-O-Matic 3.00 to 1

■ Extra-Cooling Package ■ HD 9 1/2-inch Clutch ■ Synchro-Smooth Drive HD 3-Speed Manual Transmission ■ HD Wear-Resistant Brakes with Bonded Linings † ■ Plus common items listed below

Items Common to All Fairlane Police Packages: HD Springs and HD Shock Absorbers, Front and Rear ■ HD Front and Rear Seats with HD Springs and Padding (foam in front cushion) ■ HD Floor Mats, Black Rubber, Front and Rear ■ Certified Calibration Speedometer (2 mph increments)

Highly Recommended Options: Emergency Flashers, Parking and Tail Lamps—Simultaneous (DSO) ■ Padded Instrument Panel and Sun Visors (RPO)


† Fade-resistant brakes also available (see LPO)

Dealer Installed Items

Belts, Safety Seat, Rear ■ Clock, Electric, Self-Regulating ■ Extinguishers, Fire ■ Guards, Bumper, Front and Rear ■ Warning Light, Parking Brake ■ Washer, Windshield ■ Plus other customary accessories

*Also dealer installed
† Heater-defroster and front seat belts are standard equipment. However, heater and/or seat belts may be deleted if desired at an appropriate price reduction.

'65 FAIRLANE POLICE SENTRY PACKAGE



Fairlane Six

Displacement 200 cu. in.
Horsepower @ rpm 120 @ 4400
Torque (lbs-ft) @ rpm 190 @ 2400
Carburetor 1-venturi
Fuel regular
Transmission-Axle Ratios:
3-Speed Manual 3.25 to 1
Cruise-O-Matic 3.25 to 1

Explanation of Terms

RPO—Regular Production Option. Equipment advertised nationally and available without delay in production.

LPO—Limited Production Option. Equipment generally used only by fleet and commercial accounts.

DSO—Domestic Special Order. Specific procurement, with time necessary to fill order.



Fairlane 4-Door

'65 FAIRLANE SERIES... Full-Duty Performance in Trim-Size Packages

'65 Fairlane Police Cars are newly styled and refined throughout to make their trim appearance, easy-handling agility and quiet riding comfort better than ever. Mechanical changes such as easier operating steering linkage, extra-

clearance steering wheel and lighted heater controls are only a few of the many '65 improvements. Fairlane's solid construction, steady roadability and precise handling characteristics are continued. New low-profile tires on 14-inch

wheels add new surefootedness, better riding and stopping ability.

Police Defender power is highest yet with the new 225-hp Challenger Special V-8. Police Ranger is equipped with new 200-hp Challenger V-8 to give it

extra snap. Police Sentry has the all-new, 120-hp Fairlane Six with seven main bearings for added smoothness. All Fairlane Police Cars are available in 2- and 4-door models with the power equipment packages listed on page 13.


12

QUALITY-BUILT FAIRLANE POLICE CARS OFFER TODAY'S BEST BUY

Full-Size Patrol Comfort Interior

'65 Fairlane interiors are restyled for fresh new appearance, but keep the full-size roominess that gives these cars big-car riding comfort. Instrument cluster is redesigned for easier viewing, and heater controls are now lighted for easy nighttime operation. The ignition switch is relocated at right of steering column for greater convenience. New, larger arm rests are more comfortable, give better arm support. Improved body sound-proofing and sealing quiet the interior more effectively than ever before.

Police Package seats are heavy-duty, full-width type with firm spring support and thick padding (foam in front seat cushion)—provide more front headroom and leg room than many other police cars now on the road. Standard cloth and vinyl or optional all-vinyl upholstery is attractive and long wearing. Police Package floor mats are heavy-duty, wear-resistant black rubber in front and rear compartment.



Fairlane Heavy-Duty Equipment

HD SUSPENSION gives a firmer ride with greater load capacity. There is less tendency to "bottom" on severe bumps, and ride control is better overall. Handling and stability at high pursuit speeds is more stable and precise.

HD CLUTCH has extra-thick 9½-inch diameter facings on the 200-cu. in. Six to help it last longer under constant-use conditions. Release bearing has a pressure lube fitting.

HD FADE-RESISTANT BRAKES have riveted, 185-sq. in. linings, air-groove-cooled composite drums, self-adjustment. Heavy-duty bonded brake linings also available (on Sentry).

Fairlane Service-Saving Features

36,000-Mile (or 3-year, whichever comes first) Chassis Lube Interval. Includes steering linkage, front suspension system and universal joints. Also Fuel Filter* and Air Cleaner.

36,000-Mile (or 2-year) Interval Coolant-Antifreeze. Available factory-installed, saves seasonal changes and flushing.

6000-Mile (or 6-month) Oil and Oil Filter Change.*

Rust-Resistant Body with No-Wax Diamond Lustre Finish. Double-Wrapped, Corrosion-Resistant Aluminized Muffler.

*Oil and oil filter change each 3,000 miles, and 24,000-mile fuel filter element replacement recommended for vehicles in prolonged slow-speed and/or idling operations.

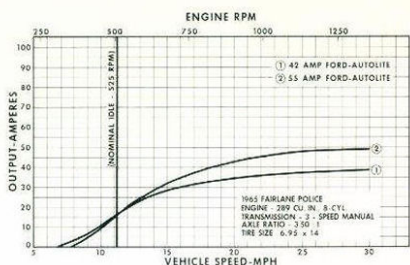
14

POLICE-DUTY FEATURES MAKE '65 FAIRLANES BETTER THAN EVER!

Alternator Options

Alternators must meet vehicle electrical load requirements for average driving speeds, plus supply sufficient output to charge the battery. To determine required alternator size, find the electrical item group in the Ampere-Draw Table that best describes your vehicle equipment. Alternators recommended are for 20 mph average vehicle speed. If your average speed is other than 20 mph, determine average ampere-draw for your electrical item group from the Table and select sufficient alternator size by using Chart Performance Curves. Intermittent-load equipment need not be considered in this selection method.

AMPERE-DRAW TABLE		
Electrical Equipment Groups	Average Ampere Draw	Recommended Alternator
STANDARD LOAD: Includes ignition, gauges, regulator, all lighting turned on by headlamp switch, heater motor, electric wipers plus All-Transistor, Two-Way Radio	27	42-Amp. Ford (Autolite)
Standard Load plus: Ford Air Conditioning	28	
Standard Load plus: Tube-Type Two-Way Radio with or without Ford Air Conditioning	32	55-Amp. Ford (Autolite)



Alternator Pulley Ratios (to 1)

Alternator	200 CID Six	289 CID V-8
42-Amp. Ford-Autolite	2.30	2.50
53-Amp. Pancake (L-M)	2.30	2.60
55-Amp. Ford-Autolite	2.30	2.60



Wide-Entrance Front Doors and generous-size door openings make entry and exit easier and faster. Assist springs help doors swing open and closed, or hold them full open.




Posture-Perfect Seats are scientifically angled to provide alert, restful seating. Heavy-duty seat construction features sturdy springs (foam in front cushion) for firm seat support.




Clear-Sight Visibility through wide windshield cleared by clean-sweep, tandem-action wipers. Single-speed electric wipers hold constant speed under all road-load conditions.



Lifeguard Steering Wheel has new two-spoke design with deep-recessed hub for greater safety. Smaller diameter (16") gives more knee and door clearance room.



Synchro-Smooth Drive: manual transmission, synchronized in all 3 forward speeds for smooth shifting, even in low gear. Sentry Police Package transmission is heavy-duty type.



High Capacity Rear Axle has hypoid design with husky pinion and ring gear for quiet, long-life service. The straddle-mounted drive pinion has three sturdy roller bearings.

15

OTHER OPTIONS FOR FAIRLANE POLICE CARS

RPO—Monthly Schedule Items

*Air Conditioner, Ford Air Conditioner, Select-Aire Axle Ratios (see specifications) Brakes, Power Glass, Tinted (windshield or all around) Light Group, Courtesy—includes instrument panel ash tray, glove box, trunk, work and backup lights and light switches (for dome light) on all doors Mirror, Rearview, Outside, Remote Control (left side) Paint, Two-Tone Radio AM, Push Button (all transistor) and Front Antenna Safety Belts, Front Seat, Deluxe Retractable Steering, Power Transmission, Cruise-O-Matic Transmission, 4-Speed Synchronized Floor Shift (for 225-hp V-8) Transmission, Overdrive (for 200-hp V-8) Wheel Covers, Full Stainless Steel Windshield Wipers, Electric 2-Speed and Windshield Washer

LPO—Limited Production Items

Alternator Options: 55-Amp. (Ford) or 53-Amp. (L-N) Pancake Type with Built-In Silicon Rectifier and Dual Belt Drive Brakes, HD Fade-Resistant with Riveted Linings (in place of bonded) on Sentry Dual Wiring for Roof Beacon (with hole in roof panel) Lights, Backup Mirror, Outside Door Mount (left or right side) Padded Instrument Panel (for LPO metallic gold beige trim set) Radio Noise Suppression Equipment Upholstery and Trim Set—Two-Tone Embossed Metallic Gold Beige and Medium Beige All-Vinyl Deletion of Standard Magic-Aire Heater Deletion of Standard Front Seat Belts

DSO—Special Order Items

Gauge, Charge Indicator Gauge, Oil

'65 FAIRLANE POLICE DEFENDER PACKAGE



Challenger Special V-8


Displacement289 cu. in.
Horsepower @ rpm225 @ 4800
Torque (lbs-ft) @ rpm305 @ 3200
Carburetor4-venturi
Fuelpremium
Transmission-Axle Ratios:
3- or 4-Speed Man.3.25 to 1; 3.50 to 1
Cruise-O-Matic3.00 to 1

Equipment Included in Defender Package: 225-hp Challenger Special V-8 42-Amp. Alternator—Single Belt Drive 55 Amp-Hr HD Battery Extra-Cooling Package 10.4-inch Clutch Synchro-Smooth Drive 3-Speed Manual Transmission HD Fade-Resistant Brakes with Riveted Linings Plus common items listed below

Equipment Included in Ranger Package: 200-hp Challenger V-8 42-Amp. Alternator—Single Belt Drive 55 Amp-Hr HD Battery Extra-Cooling Package 10.4-inch Clutch Synchro-Smooth Drive 3-Speed Manual Transmission HD Fade-Resistant Brakes with Riveted Linings Plus common items listed below

Equipment Included in Sentry Package: 120-hp Fairlane Six 42-Amp. Alternator—Single Belt Drive 55 Amp-Hr HD Battery

'65 FAIRLANE POLICE RANGER PACKAGE



Challenger V-8

Displacement289 cu. in.
Horsepower @ rpm200 @ 4400
Torque (lbs-ft) @ rpm282 @ 2400
Carburetor2-venturi
Fuelregular
Transmission-Axle Ratios:
3-Speed Man. or OD3.25 to 1; 3.50 to 1
Cruise-O-Matic3.00 to 1

Extra-Cooling Package HD 9 1/2-inch Clutch Synchro-Smooth Drive HD 3-Speed Manual Transmission HD Wear-Resistant Brakes with Bonded Linings Plus common items listed below

Items Common to All Fairlane Police Packages: HD Springs and HD Shock Absorbers, Front and Rear HD Front and Rear Seats with HD Springs and Padding (foam in front cushion) HD Floor Mats, Black Rubber, Front and Rear Certified Calibration Speedometer (2 mph increments)

Highly Recommended Options: Emergency Flashers, Parking and Tail Lamps—Simultaneous (DSO) Padded Instrument Panel and Sun Visors (RPO)

†Fade-resistant brakes also available (see LPO)

'65 FAIRLANE POLICE SENTRY PACKAGE



Fairlane Six

Displacement200 cu. in.
Horsepower @ rpm120 @ 4400
Torque (lbs-ft) @ rpm190 @ 2400
Carburetor1-venturi
Fuelregular
Transmission-Axle Ratios:
3-Speed Manual3.25 to 1
Cruise-O-Matic3.25 to 1

Explanation of Terms

RPO—Regular Production Option. Equipment advertised nationally and available without delay in production.

LPO—Limited Production Option. Equipment generally used only by fleet and commercial accounts.

DSO—Domestic Special Order. Specific procurement, with time necessary to fill order.

Pressure Light, Glove Compartment Light, Work (auxiliary lamp under instrument panel) Locking System, Single Key (one key for all locks in car) Mirror, Inside, Non-Glare (day/night) Spotlight Left- or Right-Hand, Cowl-Mounted without Mirror (specify red or clear sealed beam) Suppression Spark Plugs with Non-Suppressed Ignition Wiring Throttle, Hand, Locking Type

Dealer Installed Items

Safety Seat, Rear Clock, Electric, Self-Regulating Extinguishers, Fire Guards, Bumper, Front and Rear Warning Light, Parking Brake Washer, Windshield Plus other customary accessories

*Also dealer installed. †Heater-defroster and front seat belts are standard equipment. Heater, heater and/or seat belts may be deleted if desired at an appropriate price reduction.

Specifications

Ford Custom, Ford Custom 500 and Wagon

ENGINES: 330-hp Police Interceptor V-8 (Interceptor)—390-cu. in. displ.; 4.05" bore x 3.78" stroke; 10.1 to 1 comp. ratio; premium fuel; 4-venturi carburetor with automatic choke; copper-lead main and connecting rod bearings; 5-qt. oil capacity incl. filter; dual exhaust. Special features include high-lift camshaft, solid lifting, high performance valve springs with solid retainers and internal dampers; forged-alloy exhaust valves with chromed stems; free-breathing air cleaner plus other hi-speed and long-life features. 300-hp Thunderbird Special V-8 (Cruiser)—390-cu. in. displ.; 4.05" bore x 3.78" stroke; 10.1 to 1 comp. ratio; premium fuel; 4-venturi carburetor with automatic choke; free-turn valves with hydraulic lifters; precision-molded crankshaft; copper-lead main and connecting rod bearings; 6-qt. oil capacity incl. filter; dual exhaust. 250-hp Thunderbird V-8 (Guardian)—352-cu. in. displ.; 4.00" bore x 3.50" stroke; 9.3 to 1 comp. ratio; regular fuel. Other specifications same as 390-hp V-8. 200-hp Challenger V-8 (Sentinel)—289-cu. in. displ.; 4.00" bore x 2.87" stroke; 9.3 to 1 comp. ratio; regular fuel; 2-venturi carburetor with automatic choke; free-turn valves with hydraulic lifters; precision-molded crankshaft; 5-qt. oil capacity incl. filter; single exhaust. 180-hp Police Special Six (Deputy)—240-cu. in. displ.; 4.00" bore x 3.18" stroke; 9.2 to 1 comp. ratio; precision-molded crankshaft with seven main bearings; gear-driven camshaft; regular fuel; single-barrel fuel economy carburetor with automatic choke; free-turn valves with hydraulic lifters; oil-bath air cleaner; disposable-cartridge type full-flow oil filter; 5-qt. oil capacity incl. filter; single exhaust.

CLUTCHES AND TRANSMISSIONS: Clutches in Police Packages have thick facings, pressure-plate fitting on release bearing, needle-roller bearings in release lever fulcrum points, and high-capacity pressure-plate springs. All are semi-centrifugal. Face diameter and frictional area is 11" (113.1 sq. in.) with 390- and 352-cu. in. V-8's; 10.4" (85.5 sq. in.) with 289-cu. in. V-8; heavy-duty 11" (123.7 sq. in.) with Six. Standard sedan clutch face diameter and frictional area 11" (113.1 sq. in.) with 390- and 352-cu. in. V-8's; 10.4" (85.5 sq. in.) with 289-cu. in. V-8; 9 1/2" (85.2 sq. in.) with Six. 3-Speed Manual Transmission (standard): HD type in Deputy is fully synchronized in all forward speeds, has hardened and shot-peened alloy-steel helical gears, and forged bronze synchronizers. Police Package includes heavy-duty shifter linkage. 4-Speed Manual Transmission (optional for 390-cu. in. V-8's except wagon) is fully synchronized in all forward speeds. Foot-mounted shift lever. Overdrive (optional) except with 352-cu. in. V-8 has 3-speed manual transmission plus automatic 4th gear that cuts in above 28 mph and cuts out below 21 mph (approx.), with downshift for passing by flooring accelerator. Cruise-O-Matic Drive (optional): HD type in Sentinel and Deputy is 3-speed automatic transmission with two drive ranges;

3-speed range starting in low for all normal driving, or 2-speed range starting in intermediate for better control on slippery surfaces. Interceptor Cruise-O-Matic is specially calibrated for faster upshift at higher rpm's.

GEAR RATIO (in 1)	3-Speed Manual		4-Speed Manual		OVERDRIVE		CRUISE-O-MATIC	
	Six V-8	Other V-8's	330-hp V-8	300-hp V-8	330-hp V-8	300-hp V-8	Six V-8	Other V-8's
1st (low)	2.99	2.42	2.36	2.80	2.48	2.46	2.40	2.40
2nd	1.79	1.61	1.41	1.83	1.59	1.48	1.47	1.47
3rd	1.00	1.00	1.00	1.00	1.00	1.00	1.00	1.00
Overdrive Reverse	—	—	—	—	—	—	—	—
	2.17	2.33	2.41	2.86	2.75	2.70	2.90	2.90

REAR AXLE: Police Package Heavy-Duty Axle on sedan (standard on wagon) is semi-floating type with deep-offset hypoid gears and straddle-mounted drive pinion. Also included, with fade-resistant brakes, are higher capacity wheel bearings with larger diameter axle shafts. For axle ratios see power train specifications on pages 7 and 11.

ELECTRICAL: 12-volt electrical system with 42-amp. alternator. Police Packages have 66-plate, 70 amp-hr heavy-duty battery. Standard sedan has 54-plate, 45 amp-hr battery. Weatherproof ignition system with Stat-Ban constant-resistance wiring and air-cooled distributor points; 18-mm. Turbo-Action spark plugs; positive-engagement starter.

SUSPENSION: Front—Wider 62" tread; new dragster, ball-joint type suspension system with mounting feature that allows slight rearward movement of front wheels to reduce effects of bumps and road faults. Ball joints packed with special 36,000-mile lubricant retained by full-life seals. Rubber-bushed stabilizer helps control sway on turns. Tapered roller wheel bearings with 30,000-mile check interval (repack as required). New, specially calibrated shock absorbers with all-weather fluid for better year-round control. Police Packages same as above with heavy-duty coil springs, shock absorbers and front stabilizer bar.

Rear—Wider 62" tread. Three-link coil spring system with long and short mounting-link arrangement to control ride and squat tendencies in braking and acceleration. Lateral track bar centers axle, resists body sway and roll on turns. All links and track bar rubber-lubed for smooth, quiet operation. Shock absorbers seat-top-mounted to resist body side-shake, have all-weather fluid for moisture

uniform ride control. Police Packages have heavy-duty coil springs and shock absorbers.

STEERING: Precision-control, low-friction recirculating-ball type steering gear with anti-friction bearings throughout plus high ratio for easier steering. Flexible coupling in steering shaft insulates steering wheel. Symmetrical linkage with nylon bearings in tie rod and pitman arm pivots packed with special 36,000-mile lubricant retained by full-life seals. Overall steering ratio 30.2 to 1; with power steering, 23 to 1. Turning diameter approx. 41 feet.

BRAKES: Hydraulic, double-sealed, self-energizing design. Dash-mounted master cylinder. Police Package Heavy-Duty Brakes have 225-sq. in. excited linings and specially grooved 11" dia. composite drums for maximum cooling and fade resistance. Manual or automatic adjustment. Standard sedan brakes have 212-sq. in. (225-sq. in. on wagon) riveted linings, air-grooved 11" composite drums and self-adjustment. Foot-operated parking brake with hand release under panel. Optional power brakes have special low pedal position.

TIRES: New low-profile design, 4-ply rating blackwall tubeless tires with Txyrex rayon cord. Safety-type rims. Basic sizes: 7.35 x 15 (sedans); 8.15 x 15 (wagons). See your Ford Dealer for tire options.

DIMENSIONS: Wheelbase—119.0". Tread—front and rear 62". For other dimensions, see pages 8 and 10.


Fairlane

ENGINES: 225-hp Challenger Special V-8 (Defender)—289-cu. in. displ.; 4.00" bore x 2.87" stroke; 10 to 1 comp. ratio; premium fuel; 4-venturi carburetor with automatic choke; free-turn valves with hydraulic lifters; precision-molded crankshaft; 5-qt. oil capacity incl. filter; dual exhaust. 200-hp Challenger V-8 (Ranger)—289-cu. in. displ.; 9.3 to 1 comp. ratio; regular fuel; 2-barrel carburetor with automatic choke; single exhaust. Other specifications same as 225-hp above. 120-hp Fairlane Six (Sentry)—200-cu. in. displ.; 3.68" bore x 3.13" stroke; 9.2 to 1 comp. ratio; regular fuel; single-venturi carburetor with automatic choke; precision-molded crankshaft with seven main bearings; free-turn valves with hydraulic lifters; 4.5-qt. oil capacity incl. filter; single exhaust.

CLUTCHES AND TRANSMISSIONS: Police Package Clutches have same design as Ford Custom and

Comparative information in this catalog was obtained from authoritative sources, but is not guaranteed. The specifications contained herein were in effect at the time this catalog was approved for printing. Ford Division of Ford Motor Company reserves the right to discontinue models at any time, or change prices, specifications or design without notice and without incurring obligation.

PRODUCTS OF MOTOR COMPANY



AMERICA'S NO.1 POLICE CAR

Specifications

Ford Custom, Ford Custom 500 and Wagon

ENGINES: **300-hp Police Interceptor V-8** (Interceptor)—390-cu. in. displ.; 4.05" bore x 3.78" stroke; 10.1 to 1 comp. ratio; premium fuel; 4-venturi carburetor with automatic choke; copper-lead main and connecting rod bearings; 6-qt. oil capacity incl. filter; dual exhaust. Special features include high-life camshaft, solid lifters; high performance valve springs with solid retainers and internal dampers; free-turn valves with hydraulic lifters; oil-bath air cleaner; plus other liquid-repellent and long-life features. **300-hp Thunderbird Special V-8** (Cruiser)—390-cu. in. displ.; 4.05" bore x 3.78" stroke; 10.1 to 1 comp. ratio; premium fuel; 4-venturi carburetor with automatic choke; free-turn valves with hydraulic lifters; precision-molded crankshaft; copper-lead main and connecting rod bearings; 6-qt. oil capacity incl. filter; dual exhaust. **250-hp Thunderbird V-8** (Guardian)—352-cu. in. displ.; 4.00" bore x 3.50" stroke; 9.3 to 1 comp. ratio; regular fuel. Other specifications same as 300-hp V-8. **200-hp Challenger V-8** (Sentinel)—289-cu. in. displ.; 4.00" bore x 2.87" stroke; 9.3 to 1 comp. ratio; regular fuel; 2-venturi carburetor with automatic choke; free-turn valves with hydraulic lifters; precision-molded crankshaft; 5-qt. oil capacity incl. filter; single exhaust. **150-hp Police Special Six** (Deputy)—240-cu. in. displ.; 4.00" bore x 3.18" stroke; 9.2 to 1 comp. ratio; precision-molded crankshaft with seven main bearings; gear-driven camshaft; regular fuel; single-barrel full economy carburetor with automatic choke; free-turn valves with hydraulic lifters; oil-bath air cleaner; disposable-cartridge type full-flow oil filter; 5-qt. oil capacity incl. filter; single exhaust.

CLUTCHES AND TRANSMISSIONS: **Clutches** in Police Packages have thick facings, pressure-plate fitting on release bearing, needle-roller bearings in release lever fulcrum points, and high-capacity pressure-plate springs. All are semi-centrifugal. Face diameter and frictional area is 11" (113.1 sq. in.) with 390- and 352-cu. in. V-8's; 10.4" (85.5 sq. in.) with 289-cu. in. V-8; heavy-duty 11" (123.7 sq. in.) with Six. Standard rear clutch face diameter and frictional area: 11" (113.1 sq. in.) with 390- and 352-cu. in. V-8's; 10.4" (85.5 sq. in.) with 289-cu. in. V-8; 9.15" (85.2 sq. in.) with Six. **3-Speed Manual Transmission** (standard; HD type in Deputy) is fully synchronized in all forward speeds, has hardened and shock-resistant alloy steel helical gears, and forged bronze synchronizers. Police Package includes heavy-duty shifter linkage. **4-Speed Manual Transmission** (optional for 390-cu. in. V-8's except wagon) is fully synchronized in all forward speeds, floor-mounted shift lever. **Overdrive** (optional except with 352-cu. in. V-8) has 3-speed manual transmission plus automatic 4th gear that cuts in above 28 mph and cuts out below 21 mph (approx.), with downshift for panning by flooring accelerator. **Cruise-O-Matic Drive** (optional; HD type in Sentinel and Deputy) is 3-speed automatic transmission with two drive ranges:

3-speed range starting in low for all normal driving, or 2-speed range starting in intermediate for better control on slippery surfaces. **Interceptor Cruise-O-Matic** is specially calibrated for faster upshift at higher rpm's.

GEAR RATIO (to 1)	3-Speed Manual		4-Speed Manual		OVERDRIVE		CRUISE-O-MATIC	
	Six & V-8	Other V-8's	330- & 300-hp V-8's	Six & 300-hp V-8's	330- & 300-hp V-8's	Six & 300-hp V-8's	Other V-8's	ALL
1st (low)	2.50	2.42	2.36	2.80	2.43	2.46	2.40	2.40
2nd	1.75	1.61	1.78	1.68	1.59	1.46	1.47	1.47
3rd	1.41	1.31	1.34	1.25	1.20	1.10	1.10	1.10
Direct	1.00	1.00	1.00	1.00	1.00	1.00	1.00	1.00
Overdrive Reverse	3.17	2.93	2.42	2.80	2.15	2.20	2.20	2.20

REAR AXLE: **Police Package Heavy-Duty Axle** on sedan (standard on wagon) is semi-floating type with deep-offset hypoid gears and straddle-mounted drive pinion. Also included, with fade-resistant brakes, are higher capacity wheel bearings with larger diameter axle shafts. For axle ratio see power train specifications on pages 7 and 11.

ELECTRICAL: 12-volt electrical system with 42-amp. alternator. Police Packages have 66-plate, 70 amp-hr. lead-acid battery. Standard sedan has 54-plate, 45 amp-hr. battery. Weatherproof ignition system with Statibrac-Ban constant-resistance wiring and air-cold distributor points; 18-mm. Turbo-Action spark plugs; positive-engagement starter.

SUSPENSION: Front—Wider 62" tread; new drag-strut, half-joint type suspension system with mounting feature that allows slight rearward movement of front wheels to reduce effects of bumps and road faults. Ball joints packed with special 36,000-mile lubricant retained by full-life seals. Rubber-bushed stabilizer helps control sway on turns. Tapered roller wheel bearings with 30,000-mile check interval (repack as required). New, specially calibrated shock absorbers with all-weather fluid for better year-round control. **Police Packages** same as above with heavy-duty coil springs, shock absorbers and front stabilizer bar.

Rear—Wider 62" tread. **Three-link** coil spring system with long and short mounting-link arrangement to control dive and squat tendencies in braking and acceleration. Lateral track bar centers axle, resists body sway and roll on turns. All links and track bar rubber-bushed for smooth, quiet operation. Shock absorbers sea-logged to resist body side-shake, have all-weather fluid for more

uniform ride control. **Police Packages** have heavy-duty coil springs and shock absorbers.

STEERING: Precision-control, low-friction recirculating-ball type steering gear with anti-friction bearings throughout plus high ratio for easier steering. Flexible coupling in steering shaft insulates steering wheel. Symmetrical linkage with nylon bearings in the rod and pitman arm pivots packed with special 36,000-mile lubricant retained by full-life seals. Overall steering ratio 30.9 to 1; with power steering, 23 to 1. Turning diameter approx. 41 feet.

BRAKES: Hydraulic, double-sealed, self-energizing design. Dash-mounted master cylinder. **Police Package Heavy-Duty Brakes** have 225-sq. in. riveted linings and specially grooved 13" dia. composite drums for maximum cooling and fade resistance. Manual or automatic adjustment. Standard sedan brakes have 212-sq. in. (225-sq. in. on wagons) riveted linings, air-grooved 11" composite drums and self-adjustment. Foot-operated parking brake with hand release under panel. Optional power brakes have special low pedal position.

TIRES: New low-profile design, 4-ply rating black tubelias tires with Tyrex rayon cord. Safety-type rims. Basic sizes: 7.35 x 15 (sedans); 8.15 x 15 (wagons). See your Ford Dealer for tire options.

DIMENSIONS: Wheelbase—119.0". Tread—front and rear 62". For other dimensions, see pages 8 and 10.

Fairlane

ENGINES: **225-hp Challenger Special V-8** (Defender)—289-cu. in. displ.; 4.00" bore x 2.87" stroke; 10 to 1 comp. ratio; premium fuel; 4-venturi carburetor with automatic choke; free-turn valves with hydraulic lifters; precision-molded crankshaft; 5-qt. oil capacity incl. filter; dual exhaust. **200-hp Challenger V-8** (Ranger)—289-cu. in. displ.; 9.3 to 1 comp. ratio; regular fuel; 2-barrel carburetor with automatic choke; single exhaust. Other specifications same as 225-hp above. **120-hp Fairlane Six** (Sentry) 200-cu. in. displ., 3.68" bore x 3.31" stroke; 9.2 to 1 comp. ratio; regular fuel; single-venturi carburetor with automatic choke; precision-molded crankshaft; with seven main bearings; free-turn valves with hydraulic lifters; 4.5-qt. oil capacity incl. filter; single exhaust.

CLUTCHES AND TRANSMISSIONS: **Police Package Clutches** have same design as Ford Custom and

Ford Custom 500. Six is heavy-duty 9 1/2" dia. (85.4 sq. in.), V-8's are 10.4" (85.5 sq. in.). Standard sedan clutch for Six is non-centrifugal design with 8 1/2" face dia. (68.2 sq. in.); V-8 clutch is semi-centrifugal, 10.4" dia., 85.5-sq.-in. area. **3-Speed Manual Transmission:** (standard; HD type in Sentry)—Fully synchronized in all forward speeds. **4-Speed Manual Transmission:** (opt. with 225-hp V-8)—Flow shift, same features as with Ford. **Overdrive:** (optional with 200-hp V-8)—3-speed manual transmission, plus automatic 4th gear. Similar to Ford. **Cruise-O-Matic Drive:** (opt. all engines)—Automatic 3-speed transmission. Same features as with Ford.

GEAR RATIO (to 1)	3-SPEED MANUAL		4-SPEED MANUAL		OVERDRIVE		CRUISE-O-MATIC	
	Six	V-8's	225-hp V-8	200-hp V-8	ALL	ALL	ALL	ALL
1st (low)	2.78	2.79	2.78	2.80	2.46	2.46	2.46	2.46
2nd	1.79	1.70	1.93	1.89	1.46	1.46	1.46	1.46
3rd	1.41	1.31	1.34	1.25	1.10	1.10	1.10	1.10
Direct	1.00	1.00	1.00	1.00	1.00	1.00	1.00	1.00
Overdrive Reverse	2.87	2.87	2.78	2.80	2.20	2.20	2.20	2.20

REAR AXLE: Semi-floating type with deep-offset hypoid gears. Straddle-mounted drive pinion. For axle ratio, see power train specifications on page 13.

ELECTRICAL: 12-volt system same as Ford models except Police Packages have HD 54-plate, 55 amp-hr. battery. Standard sedan battery is 54-plate, 45 amp-hr.

SUSPENSION: Front—Angle-Poised half-joint design with coil springs mounted on upper arm and shock absorbers internally mounted. Other features similar to Ford models. **Rear**—Leaf springs with variable-rate characteristics. Asymmetrical design. Compression-type shackles. Spring tie liners between all but top leaves. Diagonally mounted shock absorbers. Front and rear shock absorbers have all-weather fluid for better control. **Police Package Suspension** includes heavy-duty springs and shock absorbers, front and rear.

STEERING: Same type as Ford models. Overall steering ratio 27.8 to 1. Optional with power steering 20 to 1. Turning diameter 40.2 feet.

BRAKES: **Police Package Heavy-Duty Brakes** same as Ford models except 10-inch drums. (Sentry has bonded linings—3.25 to 1 axle ratio.) **Police Package** axle 185 sq. in. Standard sedan brake area 154 sq. in. Offset "1 1/2" handle parking brake at left of steering column. Power brakes optional. Fade-Resistant riveted brakes available for Sentry (with 3.25 to 1 axle ratio).

TIRES: New low-profile design, 4-ply rating, blackwall, tubelias tires with Tyrex rayon cord safety-type rims. Basic size, 6.95 x 14. See your Ford Dealer for tire options.

DIMENSIONS: Wheelbase—116". Tread—front 57.0", rear 56.0". For other dimensions see page 14.

PRICES: All power assists, optional equipment and accessories as well as some items illustrated or referred to as options, optional or available in this catalog are at extra cost. For the price of the model with the equipment you desire, see your Ford Dealer.

Comparative information in this catalog was obtained from authoritative sources, but is not guaranteed. The specifications contained herein were in effect at the time this catalog was approved for printing. Ford Division of Ford Motor Company reserves the right to discontinue models at any time, or change prices, specifications or design without notice and without incurring obligation.

PRODUCTS OF  MOTOR COMPANY