

with new interior elegance...



Ford for 1967...



Ford for 1967...

the strength and quiet of quality...

and the excitement of 18 new Ford models



The 1967 Fords... quieter because they are stronger... stronger because they are better built... with a ride known around the world for quietness and smoothness.


'67 Fords set a new high standard for magnificence in style, too, as seen in this LTD 2-Door Hardtop. New lines and formal roof-topped with leather-smooth vinyl—reflect the car's inner strength and quiet elegance.

You'll find the look, the strength that speak of fine quality in all 18 Ford models. Now there are three luxurious LTD's by Ford... including an all-new 4-door sedan; sporty Ford XL's, popular Galaxies, thrifty Customs... convertibles, hardtops, sedans, wagons.

In 1967, you'll be ahead in a Ford with a new

wave of better ideas, the newest Ford engineering magic, providing way-ahead features and an exciting array of options that help equip any Ford to your personal choice... like SelectShift Cruise-O-Matic, Ford's new automatic transmission that lets you shift manually when you wish... new Fingertip Speed Control... Comfort-Stream Ventilation... a Stereo-Sonic Tape System... lively engines, from thrifty 240-cubic-inch Six to mighty 428-cubic-inch V-8. Choose from Ford's widest selection of "Tailored Tires" to best meet your driving needs—including Wide-Oval sports tires and exclusive Radial Ply tires.

See the new Fords. Then drive the strong, quiet, quality-built '67 Ford of your choice.



Comfort-Stream Ventilation



Twin-Comfort Lounge Seats

LTD by Ford The car that introduced a new world of luxury to Ford's field adds to its fame with new styling and comfort—and an all-new model! Three distinctive models are offered for '67: the exclusive LTD 2-Door Hardtop (previous page) with formal vinyl roof (standard); the LTD 4-Door Hardtop shown here with optional vinyl roof, and the newest LTD, the 4-Door Sedan.

Inside you have a choice of seven limousine-like standard interiors of cloth and vinyl, highlighted by simulated walnut door panels. In addition, there's a center folding arm rest for rear seat passengers. For greater traveling comfort, Ford introduces Comfort-Stream Ventilation (standard on LTD's, optional on all other Fords), which provides constantly freshened air, and with all windows closed. New optional Twin-Comfort Lounge Seats, with individual arm rests for driver and passenger, are separately adjustable.

Standard LTD power team is the 289-cu. in. Challenger V-8 and new SelectShift Cruise-O-Matic. Standard, too, are new Ford Motor Company Lifeguard-Design Safety Features (page 22). A long list of options (pages 10-11) lets you tailor LTD elegance to your taste.

For the smoothest, quietest Ford ride ever and a new kind of elegance, relax behind the wheel of the LTD of *your* choice.





Ford XL Hardtop

The look of excitement is in every inch of the XL Hardtop—from the bold grille through the sweeping fastback roofline, to the new sculptured taillights. Inside you'll see leather-smooth all-vinyl trim, new Thunderbird bucket seats, and Command Console with T-bar shift lever for SelectShift Cruise-O-Matic, standard in XL's, that shifts automatically or lets you do it manually. The console has lights to remind you to buckle your seat belts and warn you if a door is ajar.

Standard engine on the XL is the big 289-cu. in. Challenger V-8. (There are five

other V-8's to choose from—up to 428 cu. in.) To add to XL driving excitement, try the optional close-ratio 4-speed manual transmission.

For still more performance, you can order your XL with the spirited 7-Litre Sports Package described on page 8. Other options that add to the fun of driving an XL include SelectAire Conditioner, power steering, power front disc brakes, and a special XL luxury trim option which includes new Comfort-Stream Ventilation.

The XL Hardtop by Ford is a car designed for more driving pleasure. And Ford's broad list of options lets you tailor XL pleasure especially to your taste.

Ford XL Convertible

Nothing makes the out-of-doors more enjoyable than a convertible . . . no one makes a convertible more enjoyable than Ford. The new '67 XL Convertible has all the standard features described on pages 6 and 7, including the 289-cu. in. Challenger V-8 engine, SelectShift Cruise-O-Matic and Thunderbird bucket seats. Like all Ford convertibles, it features a 5-ply vinyl top in your choice of black, white or blue with a tempered safety glass rear window.

Available for either XL is the optional 7-Litre Sports Package. It comes with a 428-cu. in. V-8, 4-barrel carburetor, hydraulic lifters, special dual, low-restriction exhaust, power front disc brakes, Wide-Oval Sports Tires, special suspension system and simulated wood-grain sports steering wheel. Get the optional 4-speed stick for 100% manual shifting, or SelectShift Cruise-O-Matic for manual *with* automatic. For luxury there is the Stereo-Sonic Tape System, power steering, power windows and the Convenience Control Panel.

No matter how you define driving enjoyment, the Ford XL Convertible can spell it out for you.



7-Litre sports steering wheel




XL SelectShift Cruise-O-Matic



XL Luxury Trim Option





Over 100 better ideas to let you Personalize your Ford... from top to tires

Fingertip Speed Control, built into turn signal lever, lets you set speed (from 25 to 80 mph) and cruise with your foot off the accelerator. At all times you can override the control by braking or accelerating. Afterward, control's built-in "memory" returns car to your pre-selected speed—automatically.

Power Seats (both full-width and bucket models) give you 6-way adjustment at a touch of the seat-side switch: up, down, forward and back, and tilt up or down. In addition to the great selection of optional sizes in standard models, there are these special "Tailored Tires": Wide-Oval Sports Tires,* which put more tread on the road for better traction and handling, give a car a low, sporty look; Radial Ply Tires—a Ford exclusive—run cooler than conventional ply tires and deliver substantially greater tread wear; White Sidewall Tires add their own touch of smartness to any new Ford.

Stereo-Sonic Tape System with AM Radio plays over 70 minutes of music with snap-in Tape Cartridges. Front seat Shoulder Harness is available for both driver and passenger,

is conveniently self-storing when not in use.

Convenience Control Panel groups all these: warning lights to tell you when a door is ajar, to remind you to fasten seat belts, when fuel is low (down to four gallons) or that parking brake is engaged. Also included (at right side of panel) is a control switch for Power Door Locks, which locks or unlocks all doors instantly at your touch.


New Comfort-Stream Ventilation (standard on LTD's) draws in fresh air at the cowl, continuously forces smoke, stale air out through special vents in each front door. All this while you ride in Ford quiet with windows up! Three-speed blower in the system increases air volume as desired. Adjustable outlets in instrument panel.

Among the many other fine '67 Ford options you'll want to consider (you'll find them illustrated and explained elsewhere): Power Steering . . . reduces manual steering effort as much as 85%. Power Front Disc Brakes . . . the ease of power brakes plus greater fade resistance under repeated braking. Select-Aire Conditioner . . . the year-round climate control system. Be sure to consult the options list on page 23. Your Ford Dealer can add many more—as well as give you complete details of their availability—on the '67 Ford of your choice.

* In 7-Litre Sports Package only, see page 8.



Comfort-Stream Ventilation



Stereo-Sonic Tape System with AM Radio



Fingertip Speed Control



Shoulder Harness



"Tailored Tires"



Power Front Disc Brakes

Ford Galaxie 500 2-Door Hardtop & Convertible

Glamour, luxury and spirit are all standard at the popular Galaxie price.

The 500 Hardtop sports swift, clean body lines that say this car yearns for the open road. The Convertible, top up or down, will put you on your way to carefree adventure!

There's quiet strength in these big '67 Galaxies from body through chassis to power train. Like all Galaxies, they ride in the silent, road-leveling fashion of expensive luxury cars. Like all Fords, they have all these standard Ford Motor Company Lifeguard-Design Safety Features: new dual braking system with separate brake lines; turn signals that also signal

highway lane changes; emergency flasher; padding around the windshield area; outside mirror; backup lights and many more (see page 22).

You can tailor any Galaxie 500 (like any other '67 Ford) to your special tastes with the widest array of new Ford options ever offered. Power front disc brakes that run cooler, resist fading after repeated stops, spin water off when wet. Six V-8 engines, SelectShift Cruise-O-Matic, close-ratio 4-speed manual or Overdrive transmissions. And many more options (pages 10-11) to make your '67 Galaxie 500 Hardtop or Convertible a new kind of driving pleasure.

Ford Galaxie 500 4-Door Hardtop

Classic lines, elegant decor and the great Ford ride . . . that's the Galaxie 500 4-Door Hardtop for '67.

It's big inside and outside! Vault-solid doors swing wide-away to let you enter easily and gracefully. Courtesy lamps light the way in the dark. Inside, you're surrounded by your choice of luxurious cloth and vinyl upholstery, foam-cushioned seats and wall-to-wall carpeting.

And Galaxie's list of standard equipment features (see page 22) includes such extra-convenience items as lighted trunk, lighted glove box and many others.


Stereo-Sonic Tape System with AM Radio (pages 10-11) is a fine entertainment option worth considering. AM/FM Radio (below) with its static-free reception is another. Or you can grace your Galaxie with a rich vinyl roof covering (opposite). And these are just three of dozens of options you can select for your new Ford.




Galaxie 500 optional all-vinyl interior



AM/FM Radio



Galaxie 500 Sedan interior



SelectShift Cruise-O-Matic quadrant


Ford Galaxie 500 4-Door Sedan

The new '67 Galaxie 500 4-Door Sedan is smart two ways: smart styling throughout with a host of standard conveniences the smart buyer fully appreciates. (See page 22.)

Galaxie's at home cruising the freeway or a back-country byway. The full-coil suspension system has been refined to make Galaxie's ride even quieter. And Ford's long list of safety features (pages 22 & 23) makes driving even more pleasant . . . reassuring.


Because it's *fully* synchronized, the standard Synchro-Smooth Drive manual transmission lets you shift down into first gear without coming to a stop or clashing gears. If you favor an automatic transmission, SelectShift Cruise-O-Matic is the answer. Unbelievably versatile, it lets you go fully automatic or you can shift through the gears for yourself . . . all without a clutch!

Foam-cushioned seats, courtesy lighting, full carpeting, suspended accelerator (it adjusts to your foot), reversible keys—all are Ford features that mean more comfort and convenience in this family car.





Custom 500 2-Door Sedan



Custom 4-Door Sedan

Ford Custom 500 & Custom Sedans

Economy comes in a surprisingly handsome package in either the '67 Custom 500 or Custom series. Both are available in 2- and 4-door sedans with big savings that have made them famous!

The standard power team—240-cu. in. Big Six engine and fully synchronized Synchro-Smooth Drive manual transmission—provides the ideal combination of peppy performance and penny-pinching economy.

In common with all other '67 Fords, Custom 500's and Customs have the quieter, smoother ride that extra strength and quality make possible. They also share Ford's new dual brake system, lane-change turn signals, outside mirror; padded windshield pillars, instrument panel, sun visors, steering hub and other standard Ford Motor Company Lifeguard-Design Safety Features.

Other fine Ford features are here, too—full carpeting, foam-cushioned seats, courtesy lighting. There's extra practicality in Ford's 19-cu. ft. deep-well trunk and the extra savings of Twice-a-Year Maintenance.

But the biggest news of all is the low price tag you'll find on Custom 500's and Customs. Here's value that only Ford can give you!



Custom 500 2-Door Sedan Interior



Country Sedan



Dual-Facing Rear Seats

Five Ford Wagons

Five fabulous wagon ways to go—the 1967 wagons from Ford, America's station wagon specialist. Two luxury-laden Country Squires, two distinguished Country Sedans and the big value-packed, low-priced Ranch Wagon. All are loaded with the better ideas that make wagons for Ford America's first choice.

The Number One wagon convenience *anywhere* is the Magic Doorgate. It opens like a door for people *and* lowers like a tailgate for cargo. Country Squire and Country Sedan models with dual-facing rear seats provide room for a family of eight.

1967 Ford wagon engine options go all the way up to a 428-cu. in. V-8. Other options include new SelectShift Cruise-O-Matic, Comfort-Stream Ventilation, Stereo-Sonic Tape System, power front disc brakes, adjustable roof rack, power doorgate window.

Get full details on all Ford wagons in the 1967 Ford Wagons Catalog now at your Ford Dealer's.



Country Squire

Standard Equipment

FORD CUSTOM 500 & CUSTOM 2- and 4-Door Sedans: Power Team—240-cu. in. Big Six. Synchro-Smooth Drive (fully synchronized 3-speed man. trans.). Choice of 15 Super Diamond Lustre Enamel Colors. Cloth-Vinyl Interiors: 4 Trims (Custom 500), 3 Trims (Custom). Color-Keyed Heading and Sun Visors. Full-Width Seats with Foam-Padded Cushions. Color-Keyed Carpeting, Courtesy Lighting, Heater-Defroster.* Cigarette Lighter, Ash Trays, Reversible Keys, "Keyless" Locking, Suspended Accelerator Pedal. Crank-Adjusted Vent Windows. Ford's Famous Twice-a-Year Maintenance (inside back cover). Plus all the Ford Lifeguard-Design Safety Features listed opposite.

*See "Prices" in next column

FORD GALAXIE 500 4-Door Sedan, 2- and 4-Door Hardtops, Convertible; Power Team—240-cu. in. Big Six. Synchro-Smooth Drive (fully synchronized 3-speed man. trans.). Plus all the above equipment with these variations: Interior Choices—5 Cloth-Vinyl Trims (Sedan, Hardtops), 5 All-Vinyl Trims (Convertible). Simulated Wood Instrument Panel Insert. Lift-Tab Door Handles. Lighted Glove Box. "Floating" Inside Mirror (Hardtops, Convertible). Lighted Truck, Bright-Metal Seat Side Shields. *Convertible Features:* 5-PLY Vinyl, Power-Operated Top, Tempered Safety Glass Rear Window, Stretch-Taut, Color-Keyed Boot with Hidden Fasteners. Easy-Action Top Latches.

FORD GALAXIE 500/XL 2-Door Hardtop and Convertible: Power Team—289-cu. in. Challenger V-8. Cruise-O-Matic Drive (console-mounted T-bar selector). Plus all the above equipment with these variations: Interior Choices—5 All-Vinyl Trims. Individually Adjustable Front Bucket Seats. Command Console (with "door ajar," "seat belts," warning lights). Bright-Metal Brake and Accelerator Pedal Accents. Courtesy Door Lights. Deluxe Wheel Covers. Die-Cast Grille.

LTD by FORD 2- and 4-Door Hardtops, 4-Door Sedan; Power Team—289-cu. in. Challenger V-8. Cruise-O-Matic Drive (column-mounted selector). Plus all the above equipment with these variations: Interior Choices—7 "Limousine-Luxury" Trims of Cloth and Vinyl. Full-Width Seals. Rear Center Folding Arm Rest. Comfort-Stream Ventilation. Simulated Walnut on Door Panels. LTD Wheel Covers.

FORD WAGONS (Country Squire, Country Sedan and Ranch Wagon): For Standard Equipment, all other facts on Ford Wagons, ask your Ford Dealer for a copy of the 1967 Ford Wagons Catalog.

Ford "Worth More" Features

Mean more driving pleasure today... more resale value at trade-in. "Worth More" features include: aluminum scuff plates, parallel-action electric wipers, step-on parking brake, crank-adjusted vent windows, suspended accelerator, brake and clutch pedals, deep-dish steering wheel, chrome horn ring, reversible keys, "keyless" locking, right-hand ignition, "floating" rearview mirror (hardtops, convertibles), dual sun visors, front and rear arm rests, coat hooks, protective front wheelhousings, 2-position door checks, and many more.

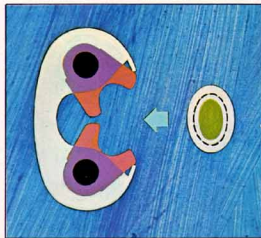
Twice-a-Year Maintenance

'67 Fords are designed to go 6,000 miles (or 6 months) between oil changes and minor chassis lubrications; 36,000 miles (or 3 years, whichever comes first) between major chassis lubes. Other '67 Ford service-savers include: 36,000-mile (or 2-year) engine coolant-antifreeze, self-adjusting brakes, long-life Sta-Ful battery, shielded alternator, rust- and corrosion-resistant aluminumized muffler, galvanized underbody parts.


PRICES: Heater-defroster is included as standard equipment on all models. However, heater-defroster may be deleted on car order if desired at an appropriate price reduction (except LTD or with Comfort-Stream Ventilation). All power assists, optional equipment and accessories as well as some items illustrated or referred to as options, optional or available are at extra cost. For the price of the Ford model you desire, consult your Ford Dealer.

TRAILER TOWING: For all the information about trailer towing with the '67 Fords, see your Ford Dealer. He can advise you on the special equipment recommended for towing trailers of all types and sizes. And be sure to ask him for a copy of the 16-page 1967 Ford Car & Truck Recreation Brochure. It's filled with all kinds of suggestions and helpful information on the subject.

Standard Ford Motor Company Lifeguard-Design Safety Features



Double-Yoke Safety Door Latches and Safety Hinges are strong, tight-gripping to help keep doors closed in the event of impact. Positive Door Lock Buttons must be raised, disengaging the locks, before door handles will operate and doors can be opened.



Impact-Absorbing Steering Wheel with Deep-Padded Hub adds importantly to safety of the driver. Conveniently placed on the steering column are (right side) switch for 4-Way Emergency Flasher and (left side) new Turn Signal Lever with Lane-Changing Signal Feature to indicate movements from one lane to another on the highway.



Dual Hydraulic Brake System with Warning Light. Dual master cylinder plus separate lines to front and rear brakes provides extra protection. In event one line is damaged, other remains to provide partial braking while red light on instrument panel warns driver of need for service.



Thick-Laminate Safety Plate Glass Windshield, new Padded Windshield Pillars on either side, Padded Sun Visors overhead and Padded Instrument Panel combine to provide an added measure of protection for driver and passengers.

OTHER STANDARD LIFEGUARD-DESIGN SAFETY FEATURES INCLUDE:

Front and Rear Seat Belts. Front Seat Belt Retractors. Day/Night Inside Mirror with Shatter-Resistant, Flexible-Backed Glass and Breakaway or Double-Pivot Support. Windshield Washers. Two-Speed or Variable-Speed Windshield Wipers. Backup Lights. Front Seat Shoulder Harness Anchors. Safety Rim Wheels. Folding Seat Back Latches (Wagons). Corrosion-Resistant Brake Lines. Safety-Designed Instrument Panel and Controls. Uniform Shift Quadrant. Reduced-Glare Instrument Panel and Windshield Wiper Arms and Blades. Energy-Absorbing or Impact-Distributing Arm Rests.

EVER SINCE THERE HAVE BEEN FORDS ON THE AMERICAN ROAD, the safety of the people who drive and ride in them has been a primary concern of thousands of people at Ford Motor Company, driving millions of miles on the test track, working millions of man-hours in the laboratory. Some of the latest results of their work are seen in the Ford Motor Company Lifeguard-Design Safety Features listed here. Lifeguard-Design Safety Features help reduce the likelihood of injury in case of an accident, but you can accomplish the most important job of all—preventing an accident. By obeying traffic laws at all times and developing alert, defensive driving habits, you can best protect yourself and your family against unsafe conditions on the road.

Ford Options

Visibility Group (lights for instrument panel ash tray, glove box, trunk or cargo area light, rear door courtesy switches). Fingertip Speed Control—pages 10, 11. Twin-Comfort Lounge Seats (LTD's)—page 4. Accent Paint Stripe. Remote-Control Outside Rearview Mirror. Styled Steel Wheel Covers. Vinyl Trim. Comfort-Stream Ventilation—pages 4, 11. AM Radio. Rear Seat Speaker. SelectAir Conditioner. XL Luxury Interior Trim—page 8. "Tailored Tires" (including Radial Ply Tires, White Sidewall Tires)—page 11. Heavy-Duty Battery. Limited-Slip Differential. 7-Litre Sports Package (XL's, includes 428-cubic-inch V-8, power front disc brakes, sports steering wheel, special suspension, Wide-Oval Sports Tires)—page 8. Power Steering. Power Windows. AM/FM Radio—page 15. Wagon Roof Rack—pages 20, 21. Power Doorgate Window. Two-Tone Paint. Vinyl Roof (available on all Hardtops and LTD 4-Door Sedan)—pages 5, 14. Electric Clock. Convenience Control Panel—page 11. Shoulder Harness—page 11. Country Sedan Deluxe Trim. Stereo-Sonic Tape System with AM Radio—pages 10, 11. Power Front Disc Brakes—page 13. 8-Way Power Seat (individual or full-width)—pages 10, 11. Power Drum Brakes.

Ford Motor Company's 3-Point Warranty Plan

1. 5-year or 50,000-mile warranty on car power train, steering, and suspension.
2. 2-year or 24,000-mile warranty on the entire car.
3. Only one dealer certification per year regardless of how many miles you drive.

FORD MOTOR COMPANY NEW VEHICLE WARRANTY BASIC FACTS Ford Motor Company warrants to owners that their selling Ford Dealer (or its owner is traveling or has moved, any Ford dealer), using genuine new Ford or Ford authorized reconditioned parts, will repair or replace, free of charge including related labor, the following parts in Ford-built vehicles which are found, in normal use and within the following time and mileage limits (whichever comes first) to be defective in either workmanship or materials: (A) Any part of any vehicle within 24 months or 24,000 miles, and (B) power train parts in any car or light truck, and suspension or steering parts in any car (except Broncos), within 5 years or 55,000 miles (4,000 miles or 90 days on Cobra 427 V-8 engines and related power train components).

Power train parts include: engine, intake manifold, internal parts, water pump, intake manifold, transmission cases and internal parts, torque converter, driveshafts, universal joints, differentials, and driving axles and their wheel bearings. Suspension and steering parts include all parts of the front and rear suspension systems, steering gear and linkage, power steering pump, road wheels and front wheel bearings and seats. Related items such as ignition, electrical, cooling, fuel and brake systems, engine or transmission controls or linkages, steering column and wheel, clutch assembly, shock absorbers or load leveling system are excluded. The owner is required to obtain certain maintenance services* and, every 12 months, a written certification from Ford or Lincoln-Mercury dealer that he has presented evidence that such services have been performed.

The warranty does not apply to tires or tubes (adjustments are provided by tire companies), or to normal maintenance services or normal replacement of service parts such as filters, spark plugs, ignition points, wiper blades or brake or clutch linings, or to normal deterioration of soft trim, appearance items, hoses, belts or molded rubber or rubber-like items.

The warranty applies to vehicles normally operated in the U.S.A. and Canada.

*Every 8 months or 8,000 miles: Change oil and oil filter; clean air cleaner; 12 months or 12,000 miles: Replace air filter on closed crankcase ventilation systems; clean emission system and carburetor; replace emission control valve and thermostat air filter; Every 24 months or 24,000 miles: Change engine coolant and check radiator hoses. Every 36 months or 36,000 miles: Replace air filter on open crankcase ventilation systems; adjust automatic transmission bands; lubricate steering linkage and ball joints; clean and inspect front wheel bearings.

1967 Ford Specifications*

COLOR AND UPHOLSTERY SELECTIONS: Pick your favorite from 15 Super Diamond Lustre Enamel single tones, or 25 two-tone combinations (single tones only on Convertibles and Country Squires). 52 Ford upholstery choices of rich fabrics, handsome vinyls or combinations of the two. 30 choices in hardtops, 24 in sedans, 14 in wagons, 15 in convertibles. (Some trim is offered on more than one model).

ENGINES (see chart for availability): 240-cu. in. FORD BIG SIX—150 hp.; 4.00" bore x 3.18" stroke; 9.2 to 1 comp. ratio; 7 main bearings; reg. fuel; auto. choke; self-adj. valves; oil cap'y incl. filter, 5 qt.

289-cu. in. CHALLENGER V-8—200 hp.; 4.00" bore x 2.87" stroke; 9.3 to 1 comp. ratio; reg. fuel; 2-barrel carb.; auto. choke; self-adj. valves; oil cap'y incl. filter, 5 qt.

390-cu. in. THUNDERBIRD V-8—270 hp.; 4.05" bore x 3.78" stroke; 9.5 to 1 comp. ratio; reg. fuel; 2-barrel carb.; auto. choke; self-adj. valves; oil cap'y incl. filter, 5 qt.

390-cu. in. THUNDERBIRD SPECIAL V-8—315 hp.; Same specifications as 390-cu. in. V-8 above except 10.5 to 1 comp. ratio; prem. fuel; 4-barrel carb.

428-cu. in. THUNDERBIRD 428 V-8—345 hp.; 4.13" bore x 3.98" stroke; 10.5 to 1 comp. ratio; prem. fuel; 4-barrel carb.; auto. choke; self-adj. valves; dual exhaust (single on wagons); oil cap'y incl. filter, 5 qt.

427-cu. in. COBRA 427 4V V-8—410 hp.; 4.23" bore x 3.78" stroke; 11.1 to 1 comp. ratio; 4-barrel carb. Available for all models (except wagons). Equipment package includes: transistorized ignition; 42-amp. alternator; 70 amp-hr battery; heavy-duty springs, shock absorbers, rear axle; chrome engine dress-up kit.

427-cu. in. COBRA 427 8V V-8—425 hp.; Same as Cobra 427 4V V-8 above except dual 4-barrel carbs.

ENGINE FEATURES: 6000-mile (or 6-month) full-flow oil filter; dry-type air cleaner; year-round 190° thermostat; 12-volt electrical system; 42-amp. alternator; 54-plate, 45 amp-hr battery (66-plate, 55 amp-hr with 270- and 315-hp V-8's with automatic transmission); weatherproof ignition with constant-resistance wiring and air-cooled breaker points; positive-engagement starter; fully aluminum muffler. (Dual mufflers of aluminum and stainless steel.)

15 Power Team Selections

ENGINES	TRANSMISSIONS	
	LTD's & XL's	Other Models
240-cu. in. Big Six†	S†,O,C
289-cu. in. Challenger V-8†	C†
390-cu. in. Thunderbird V-8	C,.....
390-cu. in. Thunderbird Special V-8	C,.....
428-cu. in. Thunderbird 428 V-8	C,.....
427-cu. in. Cobra 427 4V V-8	4
427-cu. in. Cobra 427 8V V-8	4

†Std. engine and trans. All models except LTD's & XL's. †Std. engine and trans. LTD's & XL's. †Std. trans. as indicated, all others optional.
Transmission Key:
 S—Synchro-Smooth Drive (fully synchronized 3-speed Manual)
 O—OverDrive C—Cruise-O-Matic Drive 4—4-Speed Manual

CLUTCH AND MANUAL TRANSMISSIONS (see chart for availability): Semi-centrifugal clutch with weighted levers for more positive engagement. Face diameter 10" with Big Six and Challenger V-8, 11" with Thunderbird V-8's. Synchro-Smooth Drive Manual Transmission—provides smooth, fully synchronized shifting in all forward speeds.

4-SPEED MANUAL TRANSMISSION—Fully synchronized with console-mounted stick shift on XL models; floor-mounted on others. Overdrive—conventional 3-speed manual transmission plus automatic 4th gear which cuts in above 28 mph, cuts out below 21 mph (approx.). Downshift to direct by flooring accelerator.

SELECTSHIF CRUISE-O-MATIC DRIVE—Lets you drive fully automatic or shift manually through the gears. Three forward gears, one reverse. Effective engine braking in low gear (1) for better control in hilly driving. Quadrant sequence P-R-N-D-2-1.

REAR AXLE: Semi-floating type with deep-offset hypoid gears. New overhuling drive pinion and cast center section with roller bearings for all 240- and 289-cu. in. engines. Straddle-mounted drive pinion with roller bearings for all other engines.

FRAME: Perimeter design consisting of front end assembly, rear end assembly, and four torque box assemblies connected by formed center sphericals. The frame is designed in a ladder-type construction with five reinforced crossmembers. Its node-point body mounting results in superior noise and vibration suppression characteristics.

FRONT SUSPENSION: Wide 62" tread; drag-strut, ball-joint type with mounting tube that allows slight rearward movement of wheels to reduce effect of bumps and road faults. Rubber-bushed stabilizer helps control roll on turns. Tapered roller wheel bearings.

REAR SUSPENSION: Wide 62" tread. Three-link, coil spring system with long and short mounting-link arrangement to control dive and squat tendencies in braking and acceleration. Lateral track bar centers axle, resists body sway and roll in turns. All links and track bar rubber-bushed for smooth, quiet operation.

STEERING: Recirculating-ball type steering gear with anti-friction bearings throughout, plus high numerical ratio for easier steering. Flexible coupling in shaft helps insulate steering column and wheel from road shock. Nylon bearings in the rod and pitman arm pivots reduce steering effort. Overall steering ratio 30.9 to 1; with power steering 21.9 to 1. Integral Power Steering locates hydraulic mechanism in steering gear box.

BRAKES: New dual hydraulic system with dual master cylinder, separate lines to front and rear. Self-energizing, self-adjusting (when applied while car is moving backwards), 11-inch composite drums, grooved for better cooling. Lining area 203.8 sq. in.

TIRES: Uniform pressure 4-ply rating black tubeless with rayon/polyester cord. Basic sizes 7.75 x 15, 8.15 x 15, 670-15. Wide-Oval Sports Tires standard on 7-Litre XL's. Tire sizes are determined in part by engine choice and special equipment.

BASIC DIMENSIONS & CAPACITIES (All Models)—Length—213". Width—59.7". Height—55.7" (sedans), 54.7" (hdtps.), 54.8" (conv's). Wheelbase—119". Tread (front/rear)—62". Trunk Luggage Vol. (cu. ft.)—18.7 (conv's), 19.1 (others). Fuel—25 gal.

APPROXIMATE WEIGHTS—Custom 2-Door Sedan 3590 lb., Custom 4-Door Sedan 3645 lb., Custom 500 2-Door Sedan 3580 lb., Custom 600 4-Door Sedan 3650 lb., Galaxie 500 4-Door Sedan 3360 lb., Galaxie 500 2-Door Hardtop 3360 lb., Galaxie 500 4-Door Hardtop 3730 lb., Galaxie 500 Conv. 3845 lb., Galaxie 500 XL 2-Door Hardtop 3770 lb., Galaxie 500 XL Conv. 3970 lb., LTD 2-Door Hardtop 3810 lb., LTD 4-Door Hardtop 3850 lb., LTD 4-Door Sedan 3790 lb.

**For all models except wagons. Complete wagon information is included in the 1967 Ford Wagons Catalog. Ask your Ford Dealer for a copy. The illustrations and product information contained herein were current at the time this publication was approved for printing. However, to order to continue to offer the finest automotive products available, Ford Motor Company reserves the right to change specifications, designs, models or prices without notice and without liability for such changes.*

You're ahead in a FORD!



MUSTANG • FALCON • FAIRLANE • FORD • THUNDERBIRD