

2019 Corolla



 Let's
Go
Places




—
“The 2019 Corolla delivers
an excellent first impression!”
—

Give yourself the green light.

The 2019 Toyota Corolla's assertive exterior never blends in. Its sporty cabin gets you in the mood to drive the moment you hear your seatbelt click, while standard Toyota Safety Sense™ P (TSS-P)¹⁸ gives you the confidence to take on every twist and turn. Corolla's standard 6.1-in. touch-screen display with Entune™ Audio brings all your playlists, podcasts and contacts right to your fingertips — and comes standard with an integrated backup camera.¹³ So, whether you're driving over state borders or headed downtown, Corolla is loaded with the style, safety and tech you need to make your next move.

SE shown in Barcelona Red Metallic with available Premium Package.

See numbered footnotes in Disclosures section.



STYLISHLY DESIGNED



Performance that thrills. And the style to match.

Sometimes it's okay to stop and stare. Like when you're checking out the 2019 Corolla. Its sleek shape takes design to the next level with features like distinctive LED Daytime Running Lights, rear combination taillights with available LED backup lights, and an available rear spoiler. What's more, its available 17-in. alloy wheels add a dynamic presence, ensuring this car's good looks just can't be ignored.

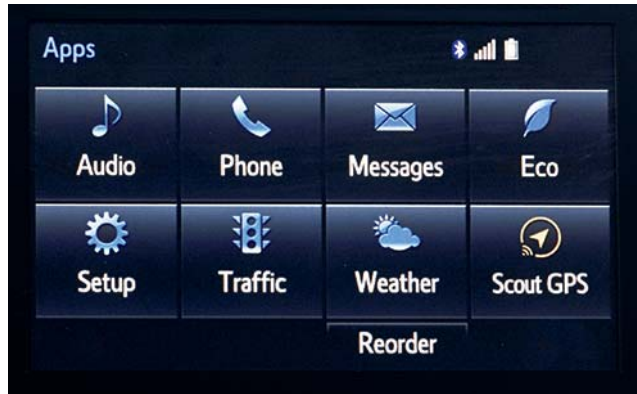
LE Eco shown in Falcon Gray Metallic with available Premium Package and XSE shown in Barcelona Red Metallic.



SE interior shown in Vivid Blue mixed media with available Premium Package.


High tech. High style. And the connectivity you crave.

Corolla's advanced cabin is equipped with technology that helps keep you connected. Steering wheel-mounted controls put the music, your phone and select Toyota Safety Sense™ P (TSS-P)¹⁸ features right at your fingertips. Standard Bluetooth^{®5} connectivity lets you wirelessly make phone calls and stream music⁵ from your compatible smartphone. Available Entune™ Premium Audio with Integrated Navigation¹¹ and Entune® App Suite¹² helps you discover new restaurants, make reservations, and even tells you how to get there with turn-by-turn directions. Corolla's available high-resolution, 4.2-in. color Multi-Information Display helps you easily keep track of it all.



AVAILABLE ENTUNE™ AUDIO PLUS

Easy-to-use features help you stay connected to your favorite music and more. Scout® GPS Link⁸ compatibility even connects to your mobile phone to help provide turn-by-turn directions to wherever you want to go. Just pair your phone, and the directions appear on the 7-in. touch-screen.



INTEGRATED BACKUP CAMERA¹³

Corolla's standard integrated backup camera with projected path helps guide you into, or out of, those tight spots. When you shift into Reverse, the high-resolution 7-in. touch-screen on the dash displays an image of what the camera sees behind you.



MULTI-INFORMATION DISPLAY

Keep track of the driving information you use most with Corolla's standard Multi-Information Display (MID). Customizable and easy to view from any angle, the available color screen gives you the data you need at a glance. Keep track of your Lane Departure Alert (LDA)³⁴ settings, incoming call info, current fuel economy, Dynamic Radar Cruise Control (DRCC)¹⁴ and more.



BLUETOOTH^{®5} 

More music. Easier phone calls. No wires. Standard integrated *Bluetooth*[®] technology lets you take calls from friends and stream your entire music library⁵ without ever needing to take your phone out of your pocket.

ADVANCED VOICE RECOGNITION⁴ AND STEERING WHEEL CONTROLS 

Corolla's steering wheel controls put your music and more right at your fingertips. With Corolla's standard advanced voice recognition, you can access the info you need just by talking. It's easy to use: Just press the button, give one of the supported commands, and you're done.



USB PORT² 

Playlist-friendly. Plug your iPod^{®3} or MP3 device in and get instant access to your music library through the USB port, or stream music⁵ through *Bluetooth*^{®5} wirelessly. When it comes to being connected, you've got options.

SE interior shown in Vivid Blue mixed media with available Premium Package.

See numbered footnotes in Disclosures section.



Where comfort, style and inspiration meet.

Corolla's spacious cabin comfortably fits your friends, your gear and your next great idea. It's got room for five, so everyone can come along for the fun. When you're making even bigger moves, Corolla's rear seats fold down to help you carry those larger gotta-have items. It also has available features like automatic climate control and heated front seats, so not even Mother Nature can slow you down. It's comfort tailored to your lifestyle, and it's ready for whatever your day may bring.



60/40 SPLIT REAR SEATS

The 60/40 split rear seats in Corolla make it easy to transform the space to fit more cargo. Fold one seat down to get a little extra space; fold both, and you have a do-it-yourself flat-screen TV delivery space.³¹



AUTOMATIC CLIMATE CONTROL

No need to worry about the weather. Just select an exact temperature level using the digital control, and the available automatic climate control will take care of everything else.



SMART KEY SYSTEM¹⁷ WITH PUSH BUTTON START

The available Smart Key System is a convenient piece of technology that lets you unlock the front doors and trunk, plus start Corolla, with just the push of a button — all while the key fob sits comfortably in your pocket or bag.

INTERIOR SPACE/COMFORT



XSE interior shown in Black SofTex® trim.

The hustle behind your hustle.

Corolla SE and XSE are made for those who live life in the fast lane, and for those who simply love to drive. Performance-inspired touches like steering wheel-mounted paddle shifters and a Sport Mode button ensure this sedan is always ready to show off its athletic side. When the roads get twisty, the leather-trimmed steering wheel and sport seats help ensure that you've got a solid grip on the fun. So buckle up. You've got the wheel — it's time to make some moves.



SPORT GAUGE CLUSTER WITH COLOR MID

Standard on Corolla SE and XSE, the sport gauge cluster amplifies your drive with an illuminated speedometer and tachometer. With the 4.2-in. color Multi-Information Display, you can see your average mpg, current song selection and more — all at a glance.



PADDLE SHIFTERS

Available paddle shifters let you shift gears without letting go of the wheel. Just a light touch on either lever gives you lightning-fast gear changes, putting you in total control.



SPORT DRIVING MODE

More fun at the push of a button. When available Sport Mode is engaged, the Engine Control Unit and simulated shift points are adjusted to give a sportier feel to your drive.

SPORTY INTERIOR

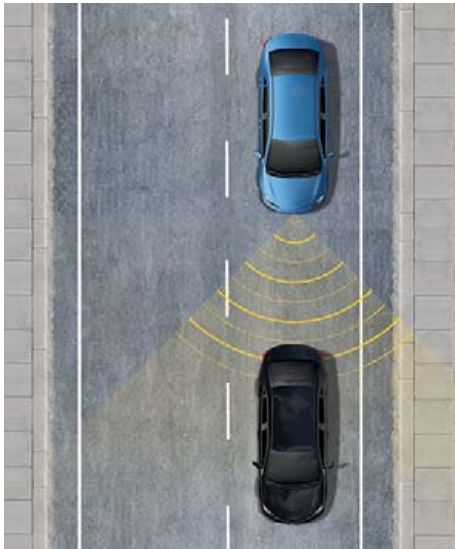


SE interior shown in Vivid Blue mixed media with available Premium Package.




Designed for safety.

The road can be unpredictable. That's why every new Corolla comes standard with Toyota Safety Sense™ P (TSS-P).¹⁸ This package of safety features combines a Pre-Collision System¹⁹ with Pedestrian Detection²⁰ (PCS w/PD), Lane Departure Alert with Steering Assist (LDA w/SA),¹⁵ Automatic High Beams (AHB)²¹ and Dynamic Radar Cruise Control (DRCC)¹⁴ to assist you. TSS-P's comprehensive features create in-the-moment safety designed to support your awareness and decision-making on the road.




DYNAMIC RADAR CRUISE CONTROL (DRCC)¹⁴

Intended for highways and similar to “constant speed” cruise control, Dynamic Radar Cruise Control (DRCC) lets you drive at a preset speed. DRCC uses vehicle-to-vehicle distance control, which adjusts your speed, to help you maintain a preset distance from vehicles ahead of you that are driving at a slower speed. DRCC uses a front-grille-mounted radar and an in-vehicle camera designed to detect vehicles and their distance. If a driver is traveling slower than you, or within your preset range, DRCC will automatically slow your vehicle down without deactivating cruise control. If DRCC determines you need to slow down more, an audio and visual alert notifies you and brakes are applied. When there's no longer a vehicle driving slower than your set speed in front of you, DRCC will then accelerate and regular cruise control will resume.




LANE DEPARTURE ALERT WITH STEERING ASSIST (LDA w/SA)¹⁵

Under certain circumstances, Lane Departure Alert (LDA) is designed to detect lane departure on roads with visible lane markings. LDA only activates when you're traveling at a speed of 32 mph or faster. When you hear and see the alert, after carefully checking the road around you, you should safely direct your vehicle back to the center of your lane. In addition, Corolla's Toyota Safety Sense™ P (TSS-P)¹⁸ and Electronic Power Steering (EPS) include Steering Assist functionality. When it's activated and senses that you're unintentionally drifting, the system may automatically make small corrective steering inputs to help keep your vehicle in its lane.



AUTOMATIC HIGH BEAMS (AHB)²¹

Automatic High Beams (AHB) are a safety system designed to help you see more clearly at night — without blinding other drivers. Designed to activate at speeds above 25 mph, AHB rely on an in-vehicle camera to help detect the headlights of oncoming vehicles and taillights of preceding vehicles, then automatically toggle between high and low beams accordingly to provide the appropriate amount of light. By using high beams more frequently, the system may allow earlier detection of pedestrians and obstacles.



PRE-COLLISION SYSTEM¹⁹ WITH PEDESTRIAN DETECTION²⁰ (PCS w/PD)

Using an in-vehicle camera and radar to help detect a vehicle or a pedestrian in front of you, the Pre-Collision System with Pedestrian Detection (PCS w/PD) can help you mitigate or avoid a potential collision. If the system determines that a frontal collision is likely, it prompts you to take action using audio and visual alerts. If you notice the potential collision and apply the brakes, PCS w/PD may apply additional force using Brake Assist (BA).²³ If you don't brake in time, it may automatically apply the brakes to reduce your speed, helping to minimize the likelihood of a frontal collision or reduce its severity.

Safety is always in style. So we made it standard.

We want to help make your journey safe. That's why every new Corolla comes standard with the Star Safety System™ — our advanced suite of integrated safety technologies that includes Enhanced Vehicle Stability Control (VSC),²² Traction Control (TRAC), Anti-lock Brake System (ABS), Electronic Brake-force Distribution (EBD), Brake Assist (BA)²³ and Smart Stop Technology® (SST).²⁴ Adding more peace of mind to your drive is a standard LATCH system to help keep children secure and safe, Whiplash-Injury-Lessening (WIL) front seats,²⁶ and a Tire Pressure Monitor System (TPMS).¹⁶



WHIPLASH-INJURY-LESSENING (WIL) SEATS²⁶

In addition to its many safety features, Corolla comes standard with Whiplash-Injury-Lessening front seats that can help reduce the severity of whiplash injury in certain rear-end collisions.



EIGHT AIRBAGS²⁵

A driver and front passenger Advanced Airbag System, driver and front passenger seat-mounted side airbags, front and rear side curtain airbags, and driver knee and front passenger seat-cushion airbags come standard on Corolla. It's all part of a system designed to help keep you safe.



TIRE PRESSURE MONITOR SYSTEM (TPMS)¹⁶

One of the best ways to improve your vehicle's efficiency and performance is to make sure tires are properly inflated. TPMS is designed to alert the driver if one or more of the tires are critically low.

SAFETY



XSE shown in Barcelona Red Metallic.

Design that takes you farther.

Beauty is more than skin deep, especially when it comes to aerodynamics. Corolla's sleek taillights, refined bumpers and flat floor design all add up to an impressive efficiency rating. Enhanced handling and an available shiftless transmission called CVTi-S, with intelligent Valvematic technology, come together to help give Corolla LE Eco an EPA-estimated 40 mpg highway.³³



LE Eco shown in Falcon Gray Metallic with available Premium Package.
See numbered footnotes in Disclosures section.



LE ECO MPG

An advanced ride deserves an advanced powertrain. LE Eco's 140-hp aluminum 1.8-liter engine with Valvematic technology is EPA-estimated at 40 mpg highway.³³ With eight more horsepower than other Corolla models, it offers added fun too.

ECO DRIVING MODE

The ECO Mode button available on Corolla LE Eco eases the gas pedal output and adjusts the air conditioning for enhanced fuel efficiency. Now you can go the distance for a long, long time.



COROLLA MODELS



L

Powertrain

- 1.8L 4-Cylinder Engine with 132 hp @ 6000 rpm
- Continuously Variable Transmission with intelligence and Shift Mode (CVTi-S)
- 28 city/36 hwy/32 combined est. mpg³²

Exterior Features

- Bi-LED headlights
- Headlight-integrated LED Daytime Running Lights (DRL)
- Bold front fascia with piano-black grille
- 15-in. styled steel wheels

Interior Features

- Entune™ Audio — includes 6.1-in. touch-screen display, AM/FM CD player, six speakers, auxiliary port, USB 2.0 port² with iPod^{®3} connectivity and control, advanced voice recognition,⁴ hands-free phone capability, phone book access and music streaming⁵ via *Bluetooth*^{®5} wireless technology, and Siri[®] Eyes Free⁶ See toyota.com/entune for details.
- Integrated backup camera¹³ with projected path
- Tilt/telescopic 3-spoke steering wheel with audio, Multi-Information Display (MID), *Bluetooth*^{®5} hands-free phone, voice-command, Dynamic Radar Cruise Control (DRCC),¹⁴ Lane Departure Alert with Steering Assist (LDA w/SA)¹⁵ controls
- Fabric-trimmed 6-way adjustable driver's seat; 4-way adjustable front passenger seat
- 60/40 split fold-down rear seat
- USB 2.0 port²

Safety Features

- Toyota Safety Sense™ P (TSS-P)¹⁸ — Pre-Collision System¹⁹ with Pedestrian Detection²⁰ (PCS w/PD), Lane Departure Alert with Steering Assist (LDA w/SA),¹⁵ Automatic High Beams (AHB)²¹ and Dynamic Radar Cruise Control (DRCC)¹⁴
- Eight airbags²⁵



LE

Adds to or replaces features offered on L

Powertrain

- 1.8L 4-Cylinder Engine with 132 hp @ 6000 rpm
- Continuously Variable Transmission with intelligence and Shift Mode (CVTi-S)
- 28 city/36 hwy/32 combined est. mpg³²

Exterior Features

- Color-keyed heated power outside mirrors
- 16-in. wide-vent steel wheels

Interior Features

- Automatic climate control with dust and pollen filter and push-button controls
- Premium fabric-trimmed 6-way adjustable driver's seat; 4-way adjustable front passenger seat with seatback pocket
- 60/40 split fold-down rear seat with center armrest and two cup holders
- Instrumentation cluster with speedometer and tachometer, coolant temperature, 3.5-in. monochrome TFT Multi-Information Display (MID) with customizable settings, odometer, tripmeters, outside temperature, current/average fuel economy, cruising range, average speed, elapsed time, shift position; TPMS,¹⁶ ECO indicator, one-touch 3-blink lane-change turn signal indicator, and warning messages
- Metallic interior trim with chrome interior door handles and color-keyed door panel piping

Options and Packages

- LE Premium Package includes
 - Entune™ Audio Plus
 - 16-in. machined 15-spoke alloy wheels
 - Bumper-integrated LED Daytime Running Lights (DRL)
- LE Premium Package With Moonroof includes
 - Entune™ Audio Plus
 - 16-in. machined 15-spoke alloy wheels
 - Bumper-integrated LED Daytime Running Lights (DRL)
 - Power tilt/slide moonroof with sliding sunshade

Safety Features

- Toyota Safety Sense™ P (TSS-P)¹⁸ — Pre-Collision System¹⁹ with Pedestrian Detection²⁰ (PCS w/PD), Lane Departure Alert with Steering Assist (LDA w/SA),¹⁵ Automatic High Beams (AHB)²¹ and Dynamic Radar Cruise Control (DRCC)¹⁴
- Eight airbags²⁵



XLE

Adds to or replaces features offered on LE

Powertrain

- 1.8L 4-Cylinder Engine with 132 hp @ 6000 rpm
- Continuously Variable Transmission with intelligence and Shift Mode (CVTi-S)
- 28 city/36 hwy/32 combined est. mpg³²

Exterior Features

- Multi-LED headlights with LED accent lights
- Bumper-integrated LED Daytime Running Lights (DRL)
- Power tilt/slide moonroof with sliding sunshade
- 16-in. machined alloy wheels with dark accents
- Roof-mounted antenna

Interior Features

- Entune™ Audio Plus — includes 7-in. high-resolution touch-screen display, AM/FM/HD Radio™⁷ CD player, six speakers, auxiliary port, USB 2.0 port² with iPod^{®3} connectivity and control, advanced voice recognition,⁴ hands-free phone capability, phone book access and music streaming⁵ via *Bluetooth*^{®5} wireless technology, Scout[®] GPS Link[®] compatible, Siri[®] Eyes Free⁶ and SiriusXM[®] Satellite Radio⁹ with 3-month SiriusXM All Access trial¹⁰ See toyota.com/entune for details.
- Leather-trimmed tilt/telescopic 3-spoke steering wheel with audio, Multi-Information Display (MID), *Bluetooth*^{®5} hands-free phone, voice-command, Dynamic Radar Cruise Control (DRCC),¹⁴ Lane Departure Alert with Steering Assist (LDA w/SA)¹⁵ controls
- SofTex[®]-trimmed front seats with 8-way power-adjustable driver's seat; 4-way adjustable front passenger seat with seatback pocket
- Driver and front passenger heated seats
- Premium instrumentation cluster with chrome-plated speedometer and tachometer, coolant temperature, 4.2-in. color TFT Multi-Information Display (MID) with customizable settings, odometer, tripmeters, outside temperature, current/average fuel economy, cruising range, average speed, elapsed time, shift position; TPMS,¹⁶ ECO indicator, one-touch 3-blink lane-change turn signal indicator, and warning messages
- Smart Key System¹⁷ on front doors and trunk with Push Button Start, remote keyless entry system with lock, two-stage unlock, panic and trunk-release functions

Options

- Entune™ Premium Audio with Integrated Navigation¹¹ and Entune[®] App Suite¹²

Safety Features

- Toyota Safety Sense™ P (TSS-P)¹⁸ — Pre-Collision System¹⁹ with Pedestrian Detection²⁰ (PCS w/PD), Lane Departure Alert with Steering Assist (LDA w/SA),¹⁵ Automatic High Beams (AHB)²¹ and Dynamic Radar Cruise Control (DRCC)¹⁴
- Eight airbags²⁵



LE Eco

Adds to or replaces features offered on LE

Powertrain

- 1.8L 4-Cylinder Engine with Valvematic technology and 140 hp @ 6100 rpm
- Continuously Variable Transmission with intelligence and Shift Mode (CVTi-S)
- 30 city/40 hwy/34 combined est. mpg³³

Exterior Features

- Rear spoiler
- 15-in. styled steel wheels

Options and Packages

- LE Eco Premium Package includes
 - Entune™ Audio Plus
 - 16-in. machined alloy wheels
 - Bumper-integrated LED Daytime Running Lights (DRL)
 - Power tilt/slide moonroof with sliding sunshade
 - Chrome lower window trim
 - CVT ECO Mode

Safety Features

- Toyota Safety Sense™ P (TSS-P)¹⁸ — Pre-Collision System¹⁹ with Pedestrian Detection²⁰ (PCS w/PD), Lane Departure Alert with Steering Assist (LDA w/SA)¹⁵ Automatic High Beams (AHB)²¹ and Dynamic Radar Cruise Control (DRCC)¹⁴
- Eight airbags²⁵



SE

Adds to or replaces features offered on LE

Powertrain

- 1.8L 4-Cylinder Engine with 132 hp @ 6000 rpm
- Continuously Variable Transmission with intelligence and Shift Mode (CVTi-S)
- 28 city/35 hwy/31 combined est. mpg³²

Exterior Features

- Multi-LED headlights with LED accent lights
- Bumper-integrated LED Daytime Running Lights (DRL)
- Rear combination taillights with LED backup lights
- Sporty front fascia with gloss-black, mesh-pattern grille
- Color-keyed heated power outside mirrors with turn signal indicators
- Rear spoiler
- 17-in. machined alloy wheels with black-painted accents
- Chrome-tipped exhaust

Interior Features

- SofTex®-trimmed front sport seats with premium fabric inserts with 6-way adjustable driver's seat; 4-way adjustable passenger seat and seatback pocket
- Normal and Sport driving modes
- Leather-trimmed tilt/telescopic 3-spoke steering wheel with paddle shifters and audio, Multi-Information Display (MID), Bluetooth^{®5} hands-free phone, voice-command, Dynamic Radar Cruise Control (DRCC),¹⁴ Lane Departure Alert with Steering Assist (LDA w/SA)¹⁵ controls
- Sport instrumentation cluster with chrome-plated speedometer and tachometer, coolant temperature, 4.2-in. color TFT Multi-Information Display (MID) with customizable settings, odometer, tripmeters, outside temperature, current/average fuel economy, cruising range, average speed, elapsed time, shift position; TPMS¹⁶ ECO indicator, one-touch 3-blink lane-change turn signal indicator, and warning messages

Options and Packages

- SE Premium Package includes
 - Entune™ Audio Plus
 - Smart Key System¹⁷ on front doors and trunk with Push Button Start, remote keyless entry system with lock, panic and trunk-release functions
 - Power tilt/slide moonroof with sliding sunshade

Safety Features

- Toyota Safety Sense™ P (TSS-P)¹⁸ — Pre-Collision System¹⁹ with Pedestrian Detection²⁰ (PCS w/PD), Lane Departure Alert with Steering Assist (LDA w/SA)¹⁵ Automatic High Beams (AHB)²¹ and Dynamic Radar Cruise Control (DRCC)¹⁴
- Eight airbags²⁵



SE 6MT

Adds to or replaces features offered on SE

Powertrain

- 1.8L 4-Cylinder Engine with 132 hp @ 6000 rpm
- 6-speed manual transmission
- 27 city/35 hwy/30 combined est. mpg³²

Exterior Features

- Power tilt/slide moonroof with sliding sunshade
- Roof-mounted antenna

Interior Features

- Entune™ Audio Plus — includes 7-in. high-resolution touch-screen display, AM/FM/HD Radio,^{7M7} CD player, six speakers, auxiliary port, USB 2.0 port² with iPod^{®3} connectivity and control, advanced voice recognition⁴, hands-free phone capability, phone book access and music streaming⁵ via Bluetooth^{®5} wireless technology, Scout[®] GPS Link[®] compatible, Siri[®] Eyes Free⁶ and SiriusXM[®] Satellite Radio⁹ with 3-month SiriusXM All Access trial¹⁰ See toyota.com/entune for details.
- Sport instrumentation cluster with chrome-plated speedometer and tachometer, coolant temperature, 4.2-in. color TFT Multi-Information Display (MID) with customizable settings, odometer, tripmeters, outside temperature, current/average fuel economy, cruising range, average speed, elapsed time; TPMS¹⁶ ECO indicator, one-touch 3-blink lane-change turn signal indicator, and warning messages
- Smart Key System¹⁷ on front doors and trunk with Push Button Start, remote keyless entry system with lock, two-stage unlock, panic and trunk-release functions

Safety Features

- Toyota Safety Sense™ P (TSS-P)¹⁸ — Pre-Collision System¹⁹ with Pedestrian Detection²⁰ (PCS w/PD), Lane Departure Alert with Steering Assist (LDA w/SA)¹⁵ Automatic High Beams (AHB)²¹ and Dynamic Radar Cruise Control (DRCC)¹⁴
- Eight airbags²⁵



XSE

Adds to or replaces features offered on SE

Powertrain

- 1.8L 4-Cylinder Engine with 132 hp @ 6000 rpm
- Continuously Variable Transmission with intelligence and Shift Mode (CVT-i-S)
- 28 city/35 hwy/31 combined est. mpg³²

Exterior Features

- Power tilt/slide moonroof with sliding sunshade

Interior Features

- Entune™ Audio Plus — includes 7-in. high-resolution touch-screen display, AM/FM/HD Radio™⁷ CD player, six speakers, auxiliary port, USB 2.0 port² with iPod^{®3} connectivity and control, advanced voice recognition,⁴ hands-free phone capability, phone book access and music streaming⁵ via Bluetooth^{®5} wireless technology, Scout[®] GPS Link⁸ compatible, Siri[®] Eyes Free⁹ and SiriusXM[®] Satellite Radio⁹ with 3-month SiriusXM All Access trial.¹⁰ See toyota.com/entune for details.
- SofTex[®]-trimmed front seats with 8-way power-adjustable driver's seat; 4-way adjustable front passenger seat with seatback pocket
- Driver and front passenger heated seats
- Smart Key System¹⁷ on front doors and trunk with Push Button Start, remote keyless entry system with lock, two-stage unlock, panic and trunk-release functions

Options

- Entune™ Premium Audio with Integrated Navigation¹¹ and Entune[®] App Suite¹²

Safety Features

- Toyota Safety Sense™ P (TSS-P)¹⁸ — Pre-Collision System¹⁹ with Pedestrian Detection²⁰ (PCS w/PD), Lane Departure Alert with Steering Assist (LDA w/SA)¹⁵ Automatic High Beams (AHB)²¹ and Dynamic Radar Cruise Control (DRCC)¹⁴
- Eight airbags²⁵

Wheels



15-in. L and LE Eco base wheel



16-in. LE base wide-vent steel wheel



16-in. LE Premium Package wheel



16-in. LE Eco Premium Package machined alloy wheel



16-in. XLE machined alloy wheel with dark accents



17-in. SE and XSE machined alloy wheel with black-painted accents

COLOR/TRIM*


Color



Black Sand Pearl

Blue Crush Metallic


Galactic Aqua Mica



Barcelona Red Metallic

Falcon Gray Metallic

Slate Metallic



Classic Silver Metallic

Blizzard Pearl³⁵

Super White

Trim



L fabric shown in Steel Gray

Also available in



LE and LE Eco fabric shown in Ash

Black

Almond

Also available in



SE SofTex[®] shown in Black

Orange Zest

Vivid Blue



XLE SofTex[®] shown in Black



XSE SofTex[®] shown in Black

*Not all colors and trims available on all model grades. See dealer for details. See numbered footnotes in Disclosures section.

ACCESSORIES

A wide range of Genuine Toyota Accessories is available to help make driving your Corolla even more fun. Now your Corolla can reflect your personal style. There's something for everyone. Some accessories may not be available in all regions of the country. For a complete list of accessories, go to toyota.com/corolla.

Alloy wheel locks

All-weather floor liners³⁶

Cargo net — envelope³¹

Cargo tote³¹

Cargo tray

Carpet trunk mat

Coin holder/ashtray cup

Door edge guards

Doorsill protectors

Emergency assistance kit

Exterior emblem

First aid kit

Illuminated doorsills

Key Finder³⁷

Mudguards

Paint protection film³⁸

Rear bumper protector

TRD air filter

TRD lowering springs

TRD oil filter

TRD performance exhaust system

TRD rear sway bar



Cargo net — envelope³¹



TRD rear sway bar



Doorsill protectors



Carpet trunk mat



TRD lowering springs



Illuminated doorsills



Cargo tray



TRD performance exhaust system

FEATURES¹

	CVT L	CVT LE	CVT XLE	CVT LE ECO	6MT SE	CVT SE	CVT XSE
EXTERIOR							
Bi-LED headlights	S	S	—	S	—	—	—
Multi-LED headlights with LED accent lights	—	—	S	—	S	S	S
Headlight-integrated LED Daytime Running Lights (DRL)	S	S	—	S	—	—	—
Bumper-integrated LED Daytime Running Lights (DRL)	—	P	S	P	S	S	S
Rear combination taillights with LED backup lights	—	—	S	—	S	S	S
Rear combination taillights	S	S	—	S	—	—	—
Bold front fascia with piano-black grille	S	S	S	S	—	—	—
Sporty front fascia with gloss-black, mesh-pattern grille	—	—	—	—	S	S	S
Chrome lower window trim	—	—	—	P	—	—	—
Color-keyed power outside mirrors	S	—	—	—	—	—	—
Color-keyed heated power outside mirrors	—	S	S	S	—	—	—
Color-keyed heated power outside mirrors with turn signal indicators	—	—	—	—	S	S	S
Color-keyed outside door handles	S	S	S	S	S	S	S
Power tilt/slide moonroof with sliding sunshade	—	P	S	P	S	P	S
Rear spoiler	—	—	—	S	S	S	S
15-in. styled steel wheels and P195/65R15 tires	S	—	—	S	—	—	—
16-in. wide-vent steel wheels and P205/55R16 tires	—	S	—	—	—	—	—
16-in. machined 15-spoke alloy wheels and P205/55R16 tires	—	P	—	—	—	—	—
16-in. machined alloy wheels and P205/55R16 tires	—	—	—	P	—	—	—
16-in. machined alloy wheels with dark accents and P205/55R16 tires	—	—	S	—	—	—	—
17-in. machined alloy wheels with black-painted accents and P215/45R17 tires	—	—	—	—	S	S	S
Intermittent windshield wipers	S	—	—	—	—	—	—
Variable intermittent windshield wipers	—	S	S	S	S	S	S
Chrome-tipped exhaust	—	—	—	—	S	S	S
In-glass AM/FM antenna	S	S	S	S	S	S	S
Roof-mounted antenna	—	P	S	P	S	P	S
INTERIOR							
Air conditioning with dust and pollen filter	S	—	—	—	—	—	—
Automatic climate control with dust and pollen filter and push-button controls	—	S	S	S	S	S	S
Entune™ Audio — includes 6.1-in. touch-screen display, AM/FM CD player, six speakers, auxiliary port, USB 2.0 port ² with iPod ^{®3} connectivity and control, advanced voice recognition, ⁴ hands-free phone capability, phone book access and music streaming ⁵ via Bluetooth ^{®5} wireless technology, and Siri [®] Eyes Free. ⁶ See toyota.com/entune for details	S	S	—	S	—	S	—
Entune™ Audio Plus — includes 7-in. high-resolution touch-screen display, AM/FM/HD Radio, ^{TM7} CD player, six speakers, auxiliary port, USB 2.0 port ² with iPod ^{®3} connectivity and control, advanced voice recognition, ⁴ hands-free phone capability, phone book access and music streaming ⁵ via Bluetooth ^{®5} wireless technology, Scout [®] GPS Link ⁸ compatible, Siri [®] Eyes Free, ⁶ and SiriusXM [®] Satellite Radio ⁹ with 3-month SiriusXM All Access trial. ¹⁰ See toyota.com/entune for details.	—	P	S	P	S	P	S
Entune™ Premium Audio with Integrated Navigation ¹¹ and Entune [®] App Suite ¹² — includes 7-in. high-resolution touch-screen with split-screen display, AM/FM cache radio, HD Radio, ^{TM7} CD player, six speakers, auxiliary port, USB 2.0 port ² with iPod ^{®3} connectivity and control, advanced voice recognition, ⁴ hands-free phone capability, phone book access and music streaming ⁵ via Bluetooth ^{®5} wireless technology, Siri [®] Eyes Free, ⁶ HD Radio ^{TM7} Predictive Traffic and Doppler Weather overlay, and SiriusXM [®] Satellite Radio ⁹ with 3-month SiriusXM All Access trial. ¹⁰ Access to Entune [®] App Suite ¹² is subscription-free. See toyota.com/entune for details.	—	—	O	—	—	—	O
Integrated backup camera ¹³ with projected path	S	S	S	S	S	S	S
Fabric-trimmed 6-way adjustable driver's seat; 4-way adjustable front passenger seat	S	—	—	—	—	—	—
Premium fabric-trimmed 6-way adjustable driver's seat; 4-way adjustable front passenger seat with seatback pocket	—	S	—	S	—	—	—
SofTex [®] -trimmed front sport seats with premium fabric inserts with 6-way adjustable driver's seat; 4-way adjustable passenger seat and seatback pocket	—	—	—	—	S	S	—

See numbered footnotes in Disclosures section.

S = Standard O = Optional — = Not available P = Feature is available as part of an option package.


FEATURES (continued)

INTERIOR (continued)	CVT L	CVT LE	CVT XLE	CVT LE ECO	6MT SE	CVT SE	CVT XSE
SoftTex®-trimmed front seats with 8-way power-adjustable driver's seat; 4-way adjustable front passenger seat with seatback pocket	—	—	S	—	—	—	S
Driver and front passenger heated seats	—	—	S	—	—	—	S
60/40 split fold-down rear seat	S	—	—	—	—	—	—
60/40 split fold-down rear seat with center armrest and two cup holders	—	S	S	S	S	S	S
Normal and Sport driving modes	—	—	—	—	—	S	S
Normal and ECO driving modes	—	—	—	P	—	—	—
Tilt/telescopic 3-spoke steering wheel with audio, Multi-Information Display (MID), Bluetooth®5 hands-free phone, voice-command, Dynamic Radar Cruise Control (DRCC); ¹⁴ Lane Departure Alert with Steering Assist (LDA w/SA) ¹⁵ controls	S	S	—	S	—	—	—
Leather-trimmed tilt/telescopic 3-spoke steering wheel with paddle shifters and audio, Multi-Information Display (MID), Bluetooth®5 hands-free phone, voice-command, Dynamic Radar Cruise Control (DRCC); ¹⁴ Lane Departure Alert with Steering Assist (LDA w/SA) ¹⁵ controls	—	—	—	—	—	S	S
Leather-trimmed tilt/telescopic 3-spoke steering wheel with audio, Multi-Information Display (MID), Bluetooth®5 hands-free phone, voice-command, Dynamic Radar Cruise Control (DRCC); ¹⁴ Lane Departure Alert with Steering Assist (LDA w/SA) ¹⁵ controls	—	—	S	—	S	—	—
Instrumentation cluster with speedometer and tachometer, coolant temperature, 3.5-in. monochrome TFT Multi-Information Display (MID) with customizable settings, odometer, tripmeters, outside temperature, current/average fuel economy, cruising range, average speed, elapsed time, shift position; TPMS; ¹⁶ ECO indicator, one-touch 3-blink lane change turn signal indicator, and warning messages	S	S	—	S	—	—	—
Premium instrumentation cluster with chrome-plated speedometer and tachometer, coolant temperature, 4.2-in. color TFT Multi-Information Display (MID) with customizable settings, odometer, tripmeters, outside temperature, current/average fuel economy, cruising range, average speed, elapsed time, shift position; TPMS; ¹⁶ ECO indicator, one-touch 3-blink lane change turn signal indicator, and warning messages	—	—	S	—	—	—	—
Sport instrumentation cluster with chrome-plated speedometer and tachometer, coolant temperature, 4.2-in. color TFT Multi-Information Display (MID) with customizable settings, odometer, tripmeters, outside temperature, current/average fuel economy, cruising range, average speed, elapsed time; TPMS; ¹⁶ ECO indicator, one-touch 3-blink lane change turn signal indicator, and warning messages	—	—	—	—	S	—	—
Sport instrumentation cluster with chrome-plated speedometer and tachometer, coolant temperature, 4.2-in. color TFT Multi-Information Display (MID) with customizable settings, odometer, tripmeters, outside temperature, current/average fuel economy, cruising range, average speed, elapsed time, shift position; TPMS; ¹⁸ ECO indicator, one-touch 3-blink lane change turn signal indicator, and warning messages	—	—	—	—	—	S	S
Metallic interior trim with chrome interior door handles and color-keyed door panel piping	—	S	S	S	S	S	S
Power door locks with automatic locking feature	S	S	S	S	S	S	S
Multi-function in-key remote keyless entry system with lock, unlock, panic and trunk-release functions, and remote illuminated entry	—	S	—	S	—	S	—
Smart Key System ¹⁷ on front doors and trunk with Push Button Start, remote keyless entry system with lock, two-stage unlock, panic and trunk-release functions	—	—	S	—	S	P	S
Power windows with driver-side one-touch up/down	S	S	S	S	S	S	S
Rear window defogger with timer	S	S	S	S	S	S	S
Day/night rearview mirror	S	S	S	S	S	S	S
Overhead console with maplights	S	S	S	S	S	S	S
Center console with storage compartment	S	S	S	S	S	S	S
Passenger-side glove compartment	S	S	S	S	S	S	S
Front- and rear-door storage pockets with sculpted bottle holders	S	S	S	S	S	S	S
One 12V auxiliary power outlet	S	S	S	S	S	S	S
USB 2.0 port ²	S	S	S	S	S	S	S
Two front and two rear cup holders	S	S	S	S	S	S	S
Digital clock	S	S	S	S	S	S	S

See numbered footnotes in Disclosures section.

S = Standard O = Optional — = Not available P = Feature is available as part of an option package.

FEATURES (continued)

	CVT L	CVT LE	CVT XLE	CVT LE ECO	6MT SE	CVT SE	CVT XSE
SAFETY AND CONVENIENCE							
Toyota Safety Sense™ P (TSS-P) ¹⁸ — Pre-Collision System ¹⁹ with Pedestrian Detection ²⁰ (PCS w/PD), Lane Departure Alert with Steering Assist (LDA w/SA); ¹⁵ Automatic High Beams (AHB); ²¹ Dynamic Radar Cruise Control (DRCC) ¹⁴	S	S	S	S	S	S	S
 Star Safety System™ — includes Enhanced Vehicle Stability Control (VSC); ²² Traction Control (TRAC), Anti-lock Brake System (ABS), Electronic Brake-force Distribution (EBD), Brake Assist (BA) ²³ and Smart Stop Technology® (SST) ²⁴	S	S	S	S	S	S	S
Eight airbags ²⁵ — includes driver and front passenger Advanced Airbag System, driver and front passenger seat-mounted side airbags, driver knee airbag, passenger seat-cushion airbag, and front and rear side curtain airbags	S	S	S	S	S	S	S
Driver and front passenger Whiplash-Injury-Lessening (WIL) seats ²⁶	S	S	S	S	S	S	S
3-point seatbelts for all seating positions; driver-side Emergency Locking Retractor (ELR) and Automatic/Emergency Locking Retractor (ALR/ELR) on all passenger belts	S	S	S	S	S	S	S
Adjustable front shoulder anchors, driver and front passenger seatbelt pretensioners with force limiters	S	S	S	S	S	S	S
LATCH (Lower Anchors and Tethers for CHildren) includes lower anchors on outboard rear seats and tether anchors on all rear seats	S	S	S	S	S	S	S
Child-protector rear door locks	S	S	S	S	S	S	S
Energy-absorbing collapsible steering column	S	S	S	S	S	S	S
Front and rear energy-absorbing crumple zones with side-impact door beams	S	S	S	S	S	S	S
Head-impact protection structure	S	S	S	S	S	S	S
High-tensile-strength steel body panels	S	S	S	S	S	S	S
Tire Pressure Monitor System (TPMS) ¹⁶	S	S	S	S	S	S	S
Engine immobilizer ²⁷	S	S	S	S	S	S	S
Hill Start Assist Control (HAC) ²⁸	S	S	S	S	S	S	S
ToyotaCare ²⁹ featuring a no cost maintenance plan with roadside assistance ³⁰	S	S	S	S	S	S	S

SPECIFICATIONS

MECHANICAL/PERFORMANCE

ENGINE

1.8-Liter 4-Cylinder DOHC 16-Valve with Dual Variable Valve Timing with intelligence (VVT-i); 132 hp @ 6000 rpm, 128 lb.-ft. @ 4400 rpm	S	S	S	—	S	S	S
1.8-Liter 4-Cylinder DOHC 16-Valve with Valvematic technology; 140 hp @ 6100 rpm, 126 lb.-ft. @ 4000 rpm	—	—	—	S	—	—	—
Normal and Sport driving modes	—	—	—	—	—	S	S
Normal and ECO driving modes	—	—	—	P	—	—	—

EMISSION RATING

Ultra Low Emission Vehicle II (ULEV-II)	S	S	S	—	S	S	S
California LEV 3	—	—	—	S	—	—	—

TRANSMISSION

6-speed manual transmission	—	—	—	—	S	—	—
Continuously Variable Transmission with intelligence and Shift Mode (CVTi-S)	S	S	S	S	—	S	S

DRIVETRAIN

Front-Wheel Drive (FWD)	S	S	S	S	S	S	S
-------------------------	---	---	---	---	---	---	---

BODY CONSTRUCTION

Unitized body	S	S	S	S	S	S	S
---------------	---	---	---	---	---	---	---

SUSPENSION

Independent MacPherson strut front suspension with stabilizer bar; torsion beam rear suspension with rear stabilizer bar	S	S	S	S	S	S	S
--	---	---	---	---	---	---	---

STEERING

Electric Power Steering (EPS); power-assisted rack-and-pinion	S	S	S	S	S	S	S
Turning circle diameter, curb to curb (ft.)	35.6	35.6	35.6	35.6	35.6	35.6	35.6

See numbered footnotes in Disclosures section.

S = Standard O = Optional — = Not available P = Feature is available as part of an option package.

SPECIFICATIONS (continued)

	CVT L	CVT LE	CVT XLE	CVT LE ECO	6MT SE	CVT SE	CVT XSE
BRAKES							
Power-assisted ventilated 10.8-in. front disc brakes; 9-in. rear drum brakes and Star Safety System™	S	S	S	S	—	—	—
Power-assisted ventilated 10.8-in. front disc brakes; solid 10.2-in. rear disc brakes and Star Safety System™	—	—	—	—	S	S	S
DIMENSIONS							
EXTERIOR (in.)							
Overall height	57.3	57.3	57.3	57.3	57.3	57.3	57.3
Overall width	69.9	69.9	69.9	69.9	69.9	69.9	69.9
Overall length	183.1	183.1	183.1	183.1	183.1	183.1	183.1
Wheelbase	106.3	106.3	106.3	106.3	106.3	106.3	106.3
Track, front/rear	60.3/60.4	60.3/60.4	60.3/60.4	60.3/60.4	59.8/59.9	59.8/59.9	59.8/59.9
Ground clearance	6.7	6.7	6.7	6.7	6.7	6.7	6.7
INTERIOR (front/rear) (in.)							
Head room without moonroof	38.3/37.1	38.3/37.1	38.3/37.1	38.3/37.1	38.3/37.1	38.3/37.1	38.3/37.1
Head room with moonroof	—	38.0/37.1	38.0/37.1	—	38.0/37.1	38.0/37.1	38.0/37.1
Shoulder room	54.8/54.8	54.8/54.8	54.8/54.8	54.8/54.8	54.8/54.8	54.8/54.8	54.8/54.8
Hip room	53.0/43.9	53.0/43.9	53.0/43.9	53.0/43.9	53.0/43.9	53.0/43.9	53.0/43.9
Leg room	42.3/41.4	42.3/41.4	42.3/41.4	42.3/41.4	42.3/41.4	42.3/41.4	42.3/41.4
Seating capacity	5	5	5	5	5	5	5
WEIGHTS AND CAPACITIES							
Manual	—	—	—	—	2860	—	—
Automatic	2840	2870	2870	2850	—	2885	2885
EPA passenger volume/with moonroof (cu. ft.)	97.5	97.5/97.1	97.1	97.5/97.1	97.1	97.5/97.1	97.1
Cargo volume (cu. ft.) ³¹	13	13	13	13	13	13	13
Fuel tank (gal.)	13.2	13.2	13.2	13.2	13.2	13.2	13.2
Coefficient of drag (Cd)	0.29	0.29	0.29	0.28	0.3	0.3	0.3
TIRES							
All-Season	S	S	S	S	S	S	S
Temporary	S	S	S	S	S	S	S
MILEAGE ESTIMATES (mpg city/highway/combined)³²							
	28/36/32	28/36/32	28/36/32	30/40/34 ³³	27/35/30	28/35/31	28/35/31

See numbered footnotes in Disclosures section.

S = Standard O = Optional — = Not available P = Feature is available as part of an option package.

DISCLOSURES

1. Toyota strives to build vehicles to match customer interest and thus they typically are built with popular options and option packages. Not all options/packages are available separately and some may not be available in all regions of the country. If you would prefer a vehicle with no or different options, contact your dealer to check for current availability or the possibility of placing a special order. 2. May not be compatible with all mobile phones, MP3/WMA players and like models. 3. iPod® and iPhone® are registered trademarks of Apple Inc. All rights reserved. 4. Advanced voice recognition capabilities vary by head unit. 5. The Bluetooth® word mark and logos are registered trademarks owned by Bluetooth SIG, Inc., and any use of such marks by Toyota is under license. A compatible Bluetooth®-enabled phone must first be paired. Phone performance depends on software, coverage and carrier. 6. Always drive safely, obey traffic laws and focus on the road while driving. Siri® is available on select iPhone®/iPad® models and requires Internet access. Siri® is not available in all languages or all areas and features vary by area. Some Siri® functionality and commands are not accessible in the vehicle. Data charges may apply. See apple.com and phone carrier for details. Siri® is a registered trademark of Apple Inc. 7. HD Radio™ Technology manufactured under license from iBiquity Digital Corporation U.S. and Foreign Patents. HD Radio™ and the HD, HD Radio, and “Arc” logos are proprietary trademarks of iBiquity Digital Corp. 8. Be sure to obey traffic regulations and maintain awareness of road and traffic conditions at all times. Apps/services vary by phone/carrier; functionality depends on many factors. Select apps use large amounts of data; you are responsible for charges. Apps and services subject to change. Availability and accuracy of the information provided by Scout® GPS Link is dependent upon many factors. Use common sense when relying on information provided. Services and programming subject to change. Services not available in every city or roadway. See toyota.com/entune for details. Scout® is a registered trademark of Telenav, Inc. 9. SiriusXM® audio services require a subscription sold separately by Sirius XM Radio Inc. If you decide to continue service after your trial, the subscription plan you choose will automatically renew thereafter and you will be charged according to your chosen payment method at then-current rates. Fees and taxes apply. To cancel, you must call SiriusXM at 1-866-635-2349. See SiriusXM Customer Agreement for complete terms at www.siriusxm.com. All fees and programming subject to change. Not all vehicles or devices are capable of receiving all services offered by SiriusXM. Current information and features may not be available in all locations, or on all receivers. ©2018 Sirius XM Radio Inc. SiriusXM and all related marks and logos are trademarks of Sirius XM Radio Inc. 10. Trial length and service availability may vary by model, model year or trim. 11. Availability and accuracy of the information provided by the navigation system is dependent upon many factors. Use common sense when relying on information provided. Services and programming subject to change. Services not available in every city or roadway. Updates may be available from your dealer at an additional cost. See *Owner's Manual* for details. 12. Be sure to obey traffic regulations and maintain awareness of road and traffic conditions at all times. Apps/services vary by phone/carrier; functionality depends on many factors. Select apps use large amounts of data; you are responsible for charges. Apps and services subject to change. See toyota.com/entune for details. 13. The backup camera does not provide a comprehensive view of the rear area of the vehicle. You should also look around outside your vehicle and use your mirrors to confirm rearward clearance. Environmental conditions may limit effectiveness and view may become obscured. See *Owner's Manual* for additional limitations and details. 14. Dynamic Radar Cruise Control is designed to assist the driver and is not a substitute for safe and attentive driving practices. System effectiveness is dependent on many factors including road, weather and traffic conditions. See *Owner's Manual* for additional limitations and details. 15. Lane Departure Alert with Steering Assist is designed to read visible lane markers under certain conditions. It provides a visual and audible alert, and slight steering force when lane departure is detected. It is not a collision-avoidance system or a substitute for safe and attentive driving. Effectiveness is dependent on many factors including road, weather and vehicle conditions. See *Owner's Manual* for additional limitations and details. 16. The Tire Pressure Monitor System alerts the driver when tire pressure is critically low. For optimal tire wear and performance, tire pressure should be checked regularly with a gauge; do not rely solely on the monitor system. See *Owner's Manual* for details. 17. The Smart Key System may interfere with some pacemakers or cardiac defibrillators. If you have one of these medical devices, please talk to your doctor to see if you should deactivate this system. 18. Drivers are responsible for their own safe driving. Always pay attention to your surroundings and drive safely. System effectiveness is dependent on many factors including road, weather and vehicle conditions. See *Owner's Manual* for additional limitations and details. 19. The TSS Pre-Collision System is designed to help avoid or reduce the crash speed and damage in certain frontal collisions only. It is not a substitute for safe and attentive driving. System effectiveness is dependent on many factors including road, weather and vehicle conditions. See *Owner's Manual* for additional limitations and details. 20. The Pedestrian Detection system is designed to detect a pedestrian ahead of the vehicle, determine if impact is imminent and help reduce impact speed. It is not a substitute for safe and attentive driving. System effectiveness depends on many factors, such as speed, size and position of pedestrians, and weather, light and road conditions. See *Owner's Manual* for additional limitations and details. 21. Automatic High Beams operate at speeds above 25 mph. Factors such as a dirty windshield, weather, lighting and terrain limit effectiveness, requiring the driver to manually operate the high beams. See *Owner's Manual* for additional limitations and details. 22. Vehicle Stability Control is an electronic system designed to help the driver maintain vehicle control under adverse conditions. It is not a substitute for safe and attentive driving practices. Factors including speed, road conditions, weather and driver steering input can all affect whether VSC will be effective in preventing a loss of control. See *Owner's Manual* for additional limitations and details. 23. Brake Assist is designed to help the driver take full advantage of the benefits of ABS. It is not a substitute for safe driving practices. Braking effectiveness also depends on proper vehicle maintenance, and tire and road conditions. See *Owner's Manual* for additional limitations and details. 24. Smart Stop Technology® operates only in the event of certain contemporaneous brake and accelerator pedal applications. When engaged, the system will reduce power to help the brakes bring the vehicle to a stop. Factors including speed, road conditions and driver input can all impact stopping distance. Smart Stop Technology® is not a substitute for safe and attentive driving and does not guarantee instant stopping. See *Owner's Manual* for details. 25. All the airbag systems are Supplemental Restraint Systems. All airbags (if installed) are designed to inflate only under certain conditions and in certain types of severe collisions. To decrease the risk of injury from an inflating airbag, always wear seatbelts and sit upright in the middle of the seat as far back as possible. Do not put objects in front of an airbag or around the seatback. Do not use a rearward-facing child seat in any front passenger seat. See *Owner's Manual* for additional limitations and details. 26. Whiplash-Injury-Lessening front seats can help reduce the severity of whiplash injury in certain rear-end collisions. 27. The engine immobilizer is a state-of-the-art anti-theft system. When you insert your key into the ignition switch or bring a Smart Key fob into the vehicle, the key transmits an electronic code to the vehicle. The engine will only start if the code in the transponder chip inside the key/fob matches the code in the vehicle's immobilizer. Because the transponder chip is embedded in the key/fob, it can be costly to replace. If you lose a key or fob, your Toyota dealer can help. Alternatively, you can find a qualified independent locksmith to perform high-security key services by consulting your local Yellow Pages or by contacting www.aloa.org. 28. Hill Start Assist Control is designed to help minimize backward rolling on steep ascents. It is not a substitute for safe driving judgment and practices. Factors including speed, grade, surface conditions and driver input can all affect whether HAC will be effective in preventing a loss of control. See *Owner's Manual* for additional limitations and details. 29. ToyotaCare plan covers normal factory scheduled service for 2 years or 25K miles, whichever comes first. See Toyota dealer for details and exclusions. Valid only in the continental U.S. and Alaska. 30. Roadside Assistance coverage is 2 years unlimited mileage. Does not include parts and fluids, except emergency fuel delivery. See Toyota Dealer for details and exclusions. Valid only in the continental U.S. and Alaska. 31. Cargo and load capacity limited by weight and distribution. 32. 2019 EPA-estimated mileage. Actual mileage will vary. 33. 2019 EPA-estimated 30 city/40 highway/34 combined mpg for Corolla LE Eco. Actual mileage will vary. 34. Lane Departure Alert is designed to read visible lane markers under certain conditions, and provide visual and audible alerts when lane departure is detected. It is not a collision-avoidance system or a substitute for safe and attentive driving. Effectiveness is dependent on many factors including road, weather and vehicle conditions. See *Owner's Manual* for additional limitations and details. 35. Extra-cost color. 36. This floor mat was designed specifically for use in your model and model year vehicle and SHOULD NOT be used in any other vehicle. To avoid potential interference with pedal operation, each mat must be secured with its fasteners. Do not install a floor mat on top of an existing floor mat. 37. Interference from structures may affect signal strength. Requires free download of Toyota Key Finder from the iTunes® App Store to operate; also find there a list of compatible Mac OS® devices. See *Owner's Manual* for details. 38. The Toyota Genuine Accessory Warranty will only apply when the installation is performed by a trained Toyota-approved installer. Please see dealer for details.

Toyota strives to build vehicles to match customer interest and thus they typically are built with popular options and option packages. Not all options/packages are available separately and some may not be available in all regions of the country. See toyota.com for information about options/packages commonly available in your area. If you would prefer a vehicle without any or with different options, contact your dealer to check for current availability or the possibility of placing a special order.

Some vehicles are shown with available equipment. Seatbelts should be worn at all times. For details on vehicle specifications, standard features and available equipment in your area, contact your Toyota dealer. A vehicle with particular equipment may not be available at the dealership. Ask your Toyota dealer to help locate a specifically equipped vehicle.

All information presented herein is based on data available at the time of posting, is subject to change without notice and pertains specifically to mainland U.S.A. vehicles only. Prototypes shown. Actual production vehicles will vary.

CARS BUILT FOR THE WAY YOU LIVE

At Toyota, we build cars for how you live. From building advanced safety features designed to help prevent crashes to driving cross-country to understand how we can make your driving experience better, our work starts with understanding your needs. Building cars for how you live also means thinking about tomorrow — from fuel efficiency and environmental innovations, to things beyond cars, like a bicycle that you can control with your mind. And because what we learn building cars can help improve lives in other places, we do things like help communities rebuild their homes quickly after a disaster and work with soup kitchens to help them serve more people faster. Toyota. Built for how you live. Together we are going places.

WARRANTIES

Every Toyota Car, Truck and SUV is built to exceptional standards. And that's not idle boasting. We back it up with these Limited Warranty Coverages:

Basic: 36 months/36,000 miles (all components other than normal wear and maintenance items).

Powertrain: 60 months/60,000 miles (engine, transmission/transaxle, drive system, seatbelts and airbags).

Rust-Through: 60 months/unlimited miles (corrosion perforation of sheet metal).

Emissions: Coverages vary under Federal and California regulations. Refer to applicable *Warranty and Maintenance Guide* for details.

Accessories: For Genuine Toyota Accessories purchased at the time of the new vehicle purchase, the Toyota Accessory Warranty coverage is in effect for 36 months/36,000 miles from the vehicle's in-service date, which is the same coverage as the Toyota New Vehicle Limited Warranty.

For Genuine Toyota Accessories purchased after the new vehicle purchase the coverage is 12 months, regardless of mileage, from the date the accessory was installed on the vehicle, or the remainder of any applicable new vehicle warranty, whichever provides greater coverage.

You may be eligible for transportation assistance if it's necessary that your vehicle be kept overnight for repairs covered under warranty. Please see your authorized Toyota dealership for further details.

For complete details about Toyota's warranties, please visit www.toyota.com, refer to the applicable *Warranty and Maintenance Guide* or see your Toyota dealer.



For Toyota Mobility program details, go to www.toyota.com/mobility or call the Toyota Customer Assistance Center at 1-800-331-4331