

1974 WAGONS

CHEVROLET/CHEVELLE/VEGA/SUBURBAN/BLAZER/SPORTVAN



Building a better way to see the U.S.A.





Chevrolet Caprice Estate.



CHEVROLET CAPRICE ESTATE.



Turn to this superb vehicle for a full measure of wagon convenience, a wagon with the looks and feel and ride of luxury. Judge it by the highest standards.

Visually, the 1974 Caprice Estate is distinguished by a new center grille with fine grid areas dominated by distinctive vertical bars. There are translucent wood-grain vinyl panels on the sides and rear, special wheel covers and a "Caprice" crest above the grille. Inside, you find an electric clock, automatic interior light switches at all doors and new sound insulation. (More about it on pages 6 & 7.)

Cover, clockwise from twelve o'clock: Vega Estate (Little Woody), Chevrolet Caprice Estate, Chevelle Malibu Classic Estate. Many Options and Custom Features are available for all Chevrolet wagons. Some are illustrated or described in this catalog. Copyright 1973, Chevrolet Motor Division, General Motors Corporation.



1

Caprice Estate shares with Impala and Bel Air the long 125" wheelbase and multi-leaf rear suspension, power steering, power disc/drum braking, Turbo Hydra-matic transmission and new Turbo-Fire 400-4 V8 power that make a ride in a spacious Chevrolet wagon a luxurious experience. For 1974, all three wagons also feature Flip-Down easier folding second and third seats on 3-seat models and a new improved bumper system. And, of course, the Glide-Away tailgate.



2

STANDARD FEATURES — CAPRICE, IMPALA, BEL AIR.
1. Divided second seat in 3-seat models. The right 1/3 seat folds down for entry into third seat. Also, with the third seat folded, you can carry long narrow cargo like skis with the rest of the second seat in place. New Flip-Down folding applies here—both sections can be lowered from the right side door. No need to walk around. (See complete Flip-Down story on page 7.)
2. Big cargo capacity. With rear seats down, you get 106.4 cubic feet of utility.



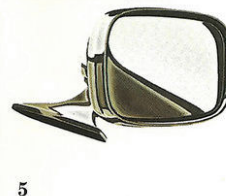
3

Carry 4 x 8 panels flat on the floor. Flip-Down rear seats make it easier than ever to convert for cargo.
3. Roomy forward-facing third seat. New for '74—finger-operated lever mounted just inside the right rear door that helps you fold the third seat down quickly and easily. No need to climb inside.
4. New safety belt system. New combination seat and shoulder belt system with inertia reel allows driver and right front passenger freedom of movement. A new sequential starter interlock system helps you



4

remember to use the new belt system.
5. Dual outside mirrors. Left and new right remote-control mirrors available, also.
6. Hidden stowage compartment. Under the cargo floor at the rear. For small valuables you want out of sight. Includes a liner on Caprice and a mat on Impala and Bel Air 3-seat models.
EXTERIOR FEATURES. New front and rear styling for Caprice Estate, Impala and Bel Air—includes handsome new grilles, hood header panel, headlight framing, parking lights and



5

front bumper with right-side license mounting. Distinctive roof styling. Flush-style door handles. Full door-glass styling. Recessed dual headlights. Hide-A-Way windshield wipers. Single unit taillights. Curved side windows. Translucent wood-grain vinyl exterior side and tailgate panels for Caprice Estate. Two-tone exteriors and vinyl roof available.
INTERIOR FEATURES. Molded full foam seat construction. Flow-through ventilation system operates whenever ignition is on,






pulling in outside air. Built-in blended-air heater and defroster system. Front and rear armrests. Color-keyed cut-pile carpeting. 12" day-night rearview mirror. Glove compartment light. Cigarette lighter. Electric clock standard on Caprice Estate, available on Impala and Bel Air. Foot-operated parking brake. Color-coded control panel for heater or available air conditioning. Inside hood release. Front switch for power tailgate window.



Left: Impala. Right: Bel Air.

IMPALA & BEL AIR



Impala. Year in and year out Impala is the most popular Chevrolet wagon. And for good reason—it traditionally offers a blend of convenience and comfort, sensibility and style, all-around value. 1974 will see that tradition continued. With the new convenience of improved seat folding. The additional comfort of new sound insulation. Sensible all-vinyl upholstery. And with stylish new full-width grille and new sculptured bright molding. Impala, the "Great American Value." Again.

Bel Air. Chevrolet big-wagon features, Bel Air economy. A combination that's worth a long look. At the new styling, for instance. At the Glide-Away tailgate. At the improved second and third seat fold-down on 3-seat models. And at the new Turbo-Fire 400-4 V8 standard engine.

MORE STANDARDS— CAPRICE, IMPALA, BEL AIR.

1. Turbo Hydra-matic transmission. Smooth automatic progression through three speed ranges. Or you can select speed range manually—often important in trailering.

2. Double-panel roof. Two layers of steel overhead.

3. Aerodynamic rear design. Acts like an air deflector to help keep rear window clean.

4. Coil and leaf suspension. Wagon engineered. The combination that gives these luxury-size wagons a luxury feel. Deep coil springs on the front, computer-selected. And substantial leaf springs at the rear, also computer-selected to the wagon's weight. **Engines.** For 1974, a Turbo-Fire 400-4 V8 with 4-barrel carburetor is standard on all full-size Chevrolet wagons. Available engine: Turbo-Jet 454-4 V8 with new dual exhaust system. Use unleaded or low-lead gas.

Brakes: Power discs front, with new brake lining wear sensors that signal you audibly when pads need replacement. Finned 12" power drums rear. Dual master cylinder brake system with warning light and corrosion-resistant brake lines. Self-adjusting. **Steering.** Variable-ratio power steering. Featuring new magnet in pump system to collect metal particles. **Others.** Wear indicator permits visual check of front suspension lower control arm

ball joint. Delcotron generator with integral solid state regulator. Sealed side terminal battery to prevent corrosion; now with new flame arrestor battery caps. Heavy-gauge steel frame with special corrosion-resistant coating. 15" x 6" wheels. L78-15 bias belted ply tires; LR78-15 steel belted radial ply tires available (includes radial-tuned suspension). Wagon-engineered body mounting system. Coolant recovery system. 22-gallon fuel tank.

DURABILITY FEATURES. Improved bumper system front and rear helps cushion minor impact. Inner fenders at all four wheels. Body by Fisher quality. Side-guard door beams. Aluminized exhaust system. Open body sill construction to help prevent rust. New full-length body sill reinforcement. Double-panel door, hood and tailgate construction. Magic-Mirror acrylic lacquer finish.

POWER TEAMS.

Engines	SAE net hp*	Turbo Hydra-matic
Turbo-Fire 400-4 V8 (Std.)	180	Std.
Turbo-Jet 454-4 V8 (Avail.)	235	Std.

*Net horsepower ratings, in accordance with Society of Automotive Engineers standards, represent the power output of engines as installed in the wagon.

Tailgate closed.



Window halfway up, tailgate in dropped position.




Tailgate completely down, window up.




No need to unhitch trailer to unload.



1. Second and third seats folding from right rear passenger door.



2. Lowering 1/3 portion of divided seat.



3. Folding 2/3 portion of divided seat.



4. Folding third seat with lever on wheelhouse.



GLIDE-AWAY TAILGATE.

All tailgates are pretty much the same. When they're closed. But open them up, there's a difference. On Caprice Estate, Impala or Bel Air wagons the tailgate disappears. Easily.

Here's how. Insert the key in the remote lock. Turn

it to the right and the window slides up and out of the way (power window is standard with Glide-Away tailgate and you can also operate window from driver's seat). Next, turn the key further and the gate drops down and disappears with a gentle push.

To close tailgate, just

pull it up. Counterbalancing makes it easy. Now turn the key and the window slides down. (To prevent pinched fingers when lifting the tailgate, the window won't close unless the tailgate is up all the way.)

You can make things even easier by ordering a

power tailgate assist that does everything electrically. It's particularly valuable when you're carrying a couple of bundles.

In addition to ease of operation, the Glide-Away tailgate gives you load-floor accessibility in tight spots—like a closed garage or small

parking area. And trailering people will notice that opening and closing are not affected by the presence of a trailer. Fact is, with any 1974 Chevrolet wagon, you don't have to unhitch to unload.

NEW FLIP-DOWN SEATS. Converting full-size 3-seat Chevrolet wagons from seats

to cargo floor is simpler for '74. You can do it in about the time it takes to read this explanation. 1. You operate everything from a single station at the right rear passenger door—which, by the way, is curbside and out of the traffic flow. 2. You can fold the one-third section

backrest of the divided second seat forward by simply releasing the catch on the lower seat back. 3. You can do the same with the two-thirds section of the seat. (The release is easily reached on the lower seat back.) 4. You then pull the remote lever on the wheelhouse to

release the spring-loaded seat back on the third seat; it folds down automatically and snaps into place with a gentle push. Then, fold and lock the cargo floor plates into position and that's it. No more climbing inside. No more going from door to door.

ENGINEERING FEATURES.

Look deep into a full-size Chevrolet wagon, and you'll find a lot that's pure wagon engineering. The long wheelbase (125" compared to our full-size sedan's 121.5") is a major factor in enabling the full-size wagon to ride like a car while it hauls like a wagon.

To keep it all moving, the new standard 400 V8 engine with 4-barrel carburetor gives your full-size Chevrolet wagon the power to carry a load of vacation gear with ease.

Additional wagon engineering can be found throughout—in the leaf spring rear suspension, in rear doors which are larger than those on our sedans, in the well-thought-out storage area, the improved sound insulation, the Flip-Down

rear seats on 3-seat models. And, of course, in the Glide-Away tailgate.

SPECIAL CAPRICE ESTATE SOUND INSULATION.

All full-size Chevrolet wagons feature impressive sound protection measures, designed to help reduce road and mechanical noise in the passenger area. The list includes padding over the passenger area (increased in thickness and area for '74); insulating materials on the floor that combine with the carpet and carpet backing; insulating materials in the hidden stowage compartment; and extensive sound deadening pads and insulation in key areas. There's even a spray-on deadener applied to selected underbody areas

during manufacturing.

But, in addition to all that, Caprice Estate gives you more. It's called the Quiet Sound Group. It includes roof padding over the cargo area. A new hood blanket that is 50% thicker than those on '73 models, to better quiet engine noise. There are also sponge rubber sound seals on the doors. Additional padding in the hidden stowage compartment. And new insulation at the rear of the wagon, including insulating materials that surround the tailgate area, rear pillars and rear wheelhouses. Everything is geared to give you the quiet ride that goes with Caprice's luxury.

The Quiet Sound Group is standard equipment on Caprice Estate, available on Impala and Bel Air.

INTERIOR DIMENSIONS.


Floor length—front seat to tailgate (closed)	100.5"
Width between wheelhouses	48.8"
Load floor height to ground (2-seat)	23.7"
Tailgate opening height	29.5"
Tailgate opening width at floor	48.8"
Total cargo volume (cu. ft.)	106.4

EXTERIOR DIMENSIONS.

Wheelbase	125"
Length (overall)	228.4"
Width (overall)	79.5"
Height (loaded) 2-seat	58.3"
Height (loaded) 3-seat	57.5"
Tread (front)	64.1"
Tread (rear)	64.0"
Fuel tank capacity (gallons)	22



Caprice Estate interior.



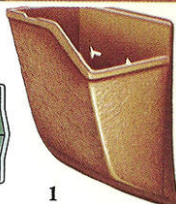
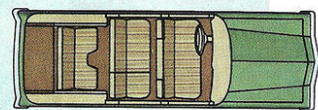
Caprice Estate instrument panel.



Bel Air interior.



INTERIORS.



1




2



3



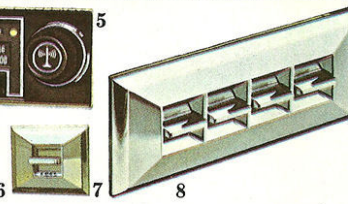
4




5



6



7



8

Caprice Estate and Impala. Luxury accommodations in 2-seat and 3-seat models are what you expect of Caprice and Impala interiors. And that's what you find when you relax into the deep cushioning of the molded full foam seats, available in five all-vinyl color choices and complemented by new color-keyed cut-pile carpeting.

Color-keyed cargo area sidewalls are soft textured vinyl in Caprice and textured molded plastic in Impala. Caprice is further distinguished by a lighted ashtray, dome light switches on the rear doors and by an electric clock.

Bel Air. Knit all-vinyl interiors in either neutral or green. Now with color-keyed steering wheel and column plus new color-keyed cut-pile carpeting for new luxury in our lowest priced full-size wagon.

Caprice Estate Instrument Panel. (Shown opposite page.) Handsome molded padding, with the instrument cluster newly color-keyed to your interior. Wood-grain vinyl trim and electric clock provide the perfect accents. **AVAILABLE OPTIONS—CAPRICE, IMPALA, BEL AIR.**

1. New litter box. Integral with right front kick panel, color-keyed to interior. Removes quickly for easy emptying.

2. GM Child Love Seat. For children 20 to 40 pounds, up to 40 inches tall. (See Infant Love Seat on page 17.)

3. Comfortilt steering wheel. Six comfortable positions.

4. Steel belted radial ply tires. New for '74, LR78-15 white stripe tires. Included: radial-tuned suspension.

5. AM/FM Stereo radio. Seven-diode 12-transistor solid state, with push-button selection. Also available—monaural AM radio, monaural AM/FM radio. Stereo tape system available with AM/FM Stereo or AM radio. Every factory-installed radio has the antenna hidden in the windshield.

6. Comfortron air conditioning. With new simplified circuit

design. Air conditioned climate control. Set the dial one time, and Comfortron maintains the temperature automatically, no matter what the weather. Also available: Four-Season air conditioning.

7. Power door locks.

8. Power windows. (Not available on Bel Air.) **OTHER AVAILABLE OPTIONS.** Deluxe bumpers and bumper guards. Rear window defogger. Roof-top luggage carrier. Color-keyed floor mats. Right and left side remote-control outside

rearview mirrors. Six-way power seat (not available on Bel Air). Removable load floor carpet. Soft-Ray tinted glass. Rear seat speaker. Color-keyed deluxe seat and shoulder belts with brushed metal buckles. Special suspensions. Heavy-duty battery. Wire wheel covers. Body side molding with resilient vinyl insert (not available on Caprice Estate). Positraction rear axle. White stripe tires. Hand spotlights. Ventshades. Power tailgate.

CHEVY WAGON TRAILERING. Full-size Chevrolet and mid-size Chevelle wagons make excellent towing vehicles and can haul up to 6000 pounds with specified trailering equipment. Some of the available features that assist wagon trailering are the bolt-on trailer load-distributing platform (shown above left) for heavy-duty towing, and a ball frame hitch for loads up to 2000 lbs. Others include air-

adjustable Superlift rear shock absorbers (shown above right) for light-duty trailering, the Turbo-Jet 454 V8 engine, heavy-duty generator, heavy-duty radiator, Cruise-Master speed control which maintains constant speed once set, heavy-duty brakes for the stopping performance you need with heavier loads, large trailering mirrors, trailering axle ratios and wiring harness.

Availability of many of the items included on these pages often depends on model and other equipment selected. Also, some are dealer-installed accessories only. Your Chevrolet dealer can answer any questions concerning availability as well as show you a complete list of all Chevrolet wagon extras.

Families look to Chevelle for great value in a mid-size wagon at a mid-price. And, for '74, they can look particularly to the Malibu Classic Estate. The new grille, new rectangular taillights and new rear bumper display plenty of exciting looks.

Excitement is repeated inside with even greater authority. With the new cut-pile carpeting and the new front seat with fold-down center armrest.

And for an even sportier effect, you can add the available front swivel bucket seats and center console.

For the payoff, drive the Malibu Classic Estate. With 350 V8 power and automatic transmission standard, with the front ride stabilizer and refined suspension and body mounts, you may have to turn around to prove to yourself you're in a wagon.

The line of 1974 Chevelle wagons includes the Malibu Classic Estate pictured below and the Malibu Classic and Malibu shown on pages 12 and 13. All are available in 2-seat and 3-seat models.

STANDARD FEATURES—CHEVELLE WAGONS.

1. Rear-facing third seat. On 3-seat models. There's room for the most active kids. And you can take maximum advantage of the easy rear entry provided by the swing-up hatchback tailgate.

2. Swing-out rear quarter windows. Added ventilation for the rear-seat passengers. Standard on all 3-seat models, available on all 2-seaters.

3. Hatchback tailgate. Swings up out of the way for easy loading of passengers or cargo, even with a trailer hitched up. Counter-balanced for easy operation.

4. Power tailgate release. You can unlatch the tailgate from an instrument panel control. Standard on 3-seat models, available on 2-seaters. Tailgate ajar

warning light on instrument panel standard all models.

5. Front power disc brakes. Now with built-in wear sensors that indicate need for pad replacement.

Front discs combine with power drum brakes at the rear for stopping power.

EXTERIOR FEATURES. New bright die-cast grille on all models. New bumpers front and rear. New rectangular taillights in rear bumper. New aluminum hub-caps. Large high-mounted

Power Beam headlights. Full door-glass styling. Curved side windows. Hide-A-Way windshield wipers. Hidden antenna in windshield (with factory-installed radio).

Flush-style lift-type outside door handles. Choice of 16 colors, 10 new.

DURABILITY FEATURES. Double-panel door, hood, roof and tailgate construction. Aluminized exhaust system. Body by Fisher quality. Magic-Mirror acrylic lacquer finish.



INTERIOR DIMENSIONS.

Floor length—front seat to tailgate (closed)	90.2"	Tailgate opening width at floor	44.5"
Width between wheelhouses	44.5"	Total cargo volume (cu. ft.) 2-seat models	94.8
Load floor height to ground	27.3"	Total cargo volume (cu. ft.) 3-seat models	90.8
Tailgate opening height	27.4"		

EXTERIOR DIMENSIONS.

Wheelbase	116"	Tread (front)	61.5"
Length (overall)	216.2"	Tread (rear)	60.7"
Width (overall)	76.6"	Fuel tank capacity (gallons)	22
Height (loaded)	55.7"		

CHEVELLE MALIBU CLASSIC ESTATE.



Chevelle Malibu Classic Estate.

Malibu Classic. A new name, a new model, with great appeal for wagon buyers. Keynotes are luxury and classic styling from grille to rear bumper. There's the plushness of the front seat. Bright accents surround the new color-keyed instrument cluster. New color-keyed steering column. New cut-pile carpeting. New colors. Everything is chosen to put new luxury into a most convenient size. And for another kind of convenience, Turbo Hydra-matic transmission is now standard. **Malibu.** This is a name that's come to mean exceptional value. For '74, there's a new grille. New cut-pile carpeting. Hatchback tailgate. Refined suspension and detailed mechanical improvements. You'll find all this, and much more, in the most economical mid-size wagon Chevrolet makes.

MORE STANDARDS—CHEVELLE WAGONS.

- 1. Inner fenders.** Under each outer fender, we build a second layer of protection against rust and corrosion.
- 2. Side-guard beams.** Corrugated steel beams built into every door for added protection in the event of side impact.
- 3. Double-panel roof.** Two layers of steel above you.
- 4. Improved bumper system.** Front and rear. Full-width box section design coupled

with a hydraulic system which helps cushion minor impact. **Engines.** Turbo-Fire 350 V8 is standard. Available engines: Turbo-Fire 400 V8 and Turbo-Jet 454 V8. **Transmissions.** Turbo Hydra-matic standard on Malibu Classic Estate and Malibu Classic, available on Malibu. 3-Speed manual transmission standard on Malibu. **Brakes.** Power disc/drum brakes standard on all

models. New brake lining wear sensors give audible signal when front disc brake pads need replacement. Rear brakes are drum-type. **Steering.** Precise Ball-Race steering. Available variable-ratio power steering incorporates new magnet in pump to collect metal particles. **Suspension.** Refined Full Coil suspension system with front stabilizer and sturdy front and rear components. **Others.** Delco Energizer side-terminal battery




fights corrosion; now with flame-arrestor battery caps. Delcotron generator with solid state regulator. Coolant recovery system. 6" wide wheels, wide-tread H78 x 14 bias belted ply tires front and rear; HR70 x 15 steel belted radial ply tires with 15" wheels available (includes radial-tuned suspension). 22-gallon fuel tank. New wear indicator for visual check of front suspension lower ball joint.

POWER TEAMS.

Engines	SAE net hp*	3-Speed	Turbo Hydra-matic
Turbo-Fire 350-2 V8 (1)	Std. 145	Std. (3)	Std. (4)
Turbo-Fire 350-4 V8 (2)	Avail. 160	Std. (3)	Std. (4)
Turbo-Fire 400-2 V8 (1)	Avail. 150	—	Req.
Turbo-Fire 400-4 V8 (2)	Avail. 180	—	Req.
Turbo-Jet 454-4 V8	Avail. 235	—	Req.

*Net horsepower ratings, in accordance with Society of Automotive Engineers standards, represent the power output of engines as installed in the wagon.
 (1) Not available in California.
 (2) Available in California only.
 (3) Standard on Malibu only.
 (4) Standard on Malibu Classic Estate and Malibu Classic. Available on Malibu.

MALIBU CLASSIC & MALIBU



Left: Malibu Classic. Right: Malibu.



Malibu Classic Estate and Malibu Classic. Surround yourself with an interior that far surpasses those in previous Chevelle wagons.

Consider the focal point, a stylish new full foam front seat with fold-down center armrest. This level of luxury is continued in the choice of five all-vinyl interiors, new color-keyed cut-pile carpeting, impressive color-keyed instrument panel with wood-grain vinyl accents and in the soft-rim steering wheel.

New swivel Strato-bucket seats and center console are shown in the Malibu Classic interior on page 15. Available on all Chevelle wagons, they provide an added flair of luxury and convenience. **Malibu.** The value leader of the Chevelle wagons offers an all-vinyl interior in a choice of three colors. Full foam cushioned seats. Cut-pile carpeting. Soft-rim steering wheel. Wide day-night rearview mirror. And much more.

INTERIOR FEATURES—CHEVELLE WAGONS. Molded full foam seat construction, front and rear. Front and rear armrests. A new handi-box located to the left of the steering wheel on all Chevelle wagons not equipped with air conditioning. Flow-through power ventilation system operates whenever ignition is on, pulling in outside air with the windows closed and replacing inside air even when wagon is stopped. Built-in blended-air heater and defroster. 9.8-cu.-ft.

hidden stowage compartment on 2-seat models; 5.8-cu.-ft. on 3-seat models. Day-night inside rearview mirror. Foot-operated parking brake. Glove compartment light (standard on Classic Estate and Classic, available on Malibu). Cigarette lighter. Recessed pull-open door handles. Tailgate release switch on instrument panel; standard on 3-seat models, available on 2-seaters.

AVAILABLE OPTIONS—CHEVELLE WAGONS.
1. Turbine I wheels. Put the final touch on an already beautiful exterior.
2. Comfortilt steering wheel. Six different positions, six ways to be comfortable.
3. Air deflector. Helps keep the rear window clear.
4. 6-way power seat. Up, down, forward, back, tilt. Lets every driver in the family get comfortable.
5. AM/FM Stereo radio. Also available: AM/FM radio; AM radio; Stereo tape systems with radios;





rear seat speaker. Hidden windshield antenna with every factory-installed radio.
6. Four-Season air conditioning. Cools, reduces humidity, dirt and pollen. New simplified circuit design.
7. Power door locks. Lock and unlock all doors instantly. Individual controls on each front door.
8. Power windows. Lets driver raise or lower all the door windows, or passengers can operate their own windows independently.

TRAILERING OPTIONS. Chevelle wagons can be equipped to pull up to 6000 lbs. Some of the available trailering equipment:
9. Heavy-duty radiator.
10. Trailer wiring harness. For more details see page 9, "Chevy Wagon Trailering."
OTHER AVAILABLE OPTIONS. Swing-out rear quarter windows on 2-seat models (standard on 3-seat models). Power tailgate release for 2-seat models. Luggage

carrier. Deluxe bumpers, with resilient impact strip. Bumper guards. Door-edge guards. Rear window defogger. Soft-Ray tinted glass. Full wheel covers. Wire wheel covers. Deluxe seat belts. Steel belted radial ply tires. Electric clock. Variable-ratio power steering. Dual-note horn. Color-keyed litter container. Sport mirrors. Body side molding (not available on Malibu Classic Estate).

Availability of these items often depends on model and other equipment selected. Your dealer can answer any questions concerning availability of items as well as show you a list of all Chevelle wagon extras.


INTERIORS.




Malibu Classic Estate interior.



Malibu interior.



Malibu Classic interior with available Strato-bucket seats and center console.



Malibu Classic Estate instrument panel.




Foreground: Vega Estate Wagon. Background: Vega Kammback Wagon.



Vega Estate interior.



Standard interior, Kammback.



Vega Kammback instrument panel.

VEGAS... KAMMBACK & ESTATE.



If you're thinking about Vega as a starter wagon for your young or small family, you're off to quite a start. Vega Estate, our Little Woody, includes wood-grain vinyl outside trim, deluxe buckets and an adjustable driver's seat back. Plus a sport steering wheel, an instrument panel assist handle and many other features you might expect to find in bigger, more costly wagons.

The Kammback has full foam cushioned front bucket seats in cloth-and-vinyl or all-vinyl, new cut-pile carpeting and refined suspension.

Beneath the innovative front and rear design changes, both models share the features that have helped Vega gain acclaim: the aluminum alloy block, overhead-cam four-cylinder engine that puts out 75 hp; front disc brakes; side-guard beams in the doors, and more.



STANDARD FEATURES.

1. Front disc brakes. Big 10-inchers. A new brake lining wear sensing device sounds off when the brake pads need replacement.

2. Improved bumper system. The bumpers are larger, and improved, to cushion minor impact. Improving the bumper system resulted in some noticeable front and rear end styling changes. Included is a neat sloping front end with horizontal air intake slots.

3. New safety belt system. New combination seat and



shoulder belt system with inertia reel allows driver and right front passenger freedom of movement. A new sequential starter interlock system helps you remember to use the new belt system.

4. Relocated fuel filler. Conveniently placed in the right rear fender. **Others.** Vega wagon's hatchback liftgate once again opens up out of the way on more than 50 cubic feet of storage space (with second seat down). Interiors for Estate and



Kammback offer enviable levels of comfort and roominess. Additional comforts and conveniences to appreciate are power ventilation and new electrically operated windshield washers.


AVAILABLE OPTIONS.
5. The Vega GT Wagon. Take a Kammback and convert it to one of the sportiest wagons in America. The GT option includes Vega's larger engine†, stabilizer bars larger wheels and tires, special instrumentation, left-hand outside remote-



control sport mirror when Custom Interior is ordered, and other special exterior appearance items. Additionally, you can order GT striping.

6. GM Infant Love Seat. For babies to 20 lbs. They ride backwards, securely belted and surrounded by tough plastic and soft lining. (GM Child Love Seat available, too. See page 8.)

7. Rooftop luggage carrier. Extends the Vega wagon's convenience upwards. Attractive bright finish. Handles everything from suitcases to surfboards.



Others. 4-Speed manual transmission or Turbo Hydramatic. Variable-ratio power steering. Steel belted radial ply tires. AM/FM pushbutton radio. Air conditioning.

DIMENSIONS.

Floor length—front seat to rear gate.	.67.7"
Floor width between wheelhouses42.5"
Liftgate opening height	25.7"
Liftgate opening width at floor42.4"
Total cargo volume (cu. ft.)	50.2



POWER TEAMS.

Engines	SAE net hp*
Standard 140	75
Available 140-2	85†

With either engine, 3-Speed manual is the standard transmission. 4-Speed manual and Turbo Hydramatic are available.

*Net horsepower ratings, in accordance with Society of Automotive Engineers standards, represent the power output of engines as installed in the wagon.

†Check dealer for availability.

There's no better way to satisfy your family's new leisure opportunities than with one of these great recreation vehicles from Chevrolet. They're built on proven, hard-working truck chassis, so they know how to shoulder the load. And smoothly.

Inside, there's plenty of built-in comfort to help you enjoy the ride.

With a selection of power teams, seating and features available in each line, you can make up a vehicle that fits your needs—from a Sportvan that seats up to 12 to a Blazer with full-time 4-wheel drive.

See the Suburban, Sportvan and Blazer catalogs at your Chevrolet dealer's for complete details on all three of these outstanding recreational vehicles.

Suburban. Underneath it's a truck, inside a wagon. Suburban can be ordered with available seats that bring the seating total to nine. Even with a full crew in place, there's plenty of room left for cargo. And with the second seat folded and third seat removed, Suburban carries up to 3325 lbs. including driver. That also works out to 144 cubic feet of cargo space, half again as much as many station wagons.

Suburban is the choice for serious trailering—it can be equipped to handle a

GCW of 14,000 lbs. (GCW is combined weight of loaded truck, trailer, passengers and equipment.)

Double panel-type doors swing open past the bumpers for loading of bulky objects. Or you can order a wagon-type tailgate with crank-down rear window. An electrically operated window is also available. With a wide variety of available features including full-time 4-wheel drive and with a wide selection of custom interiors, you can tailor the Suburban to your needs.

Sportvan. Next time you head for fun, take along a few friends—Sportvan can carry an entire party. It seats 12 with available seats. Or it holds up to 296 cu. ft. of cargo with passenger seats removed. That's close to three times what the usual station wagon holds.

The standard triple-track sliding side door requires just 4½ inches of clearance, letting you pull into a narrow campsite and still have easy entry for

passengers. Also standard is power front disc/rear drum braking. Available engines go up to a 350-cu.-in. V8, and you can order your Sportvan with all the comforts of home. To make things easy, Turbo Hydra-matic transmission and power steering are also available. If your needs are big, Sportvan's the answer. And for extra style and convenience Beauville models with special interior and exterior appointments are available.


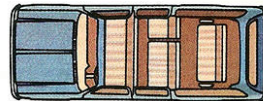
Blazer. Go-anywhere capability means the road doesn't end with the pavement. And while Blazer has plenty of ground clearance for off-roading, it features a low silhouette and easy entry for both driver and passengers. This year, if you order 4-wheel drive with any V8, you get full-time 4-wheel drive. No need to get out to lock and unlock the front hubs. Full-time 4-wheel drive gives traction off road and smooth, responsive power on paved surfaces.

Blazer now features a power disc/drum brake system matched to the size and capacity of the model you order. You also get an energy-absorbing steering column (with Turbo Hydra-matic only), rugged leaf-spring rear suspension, and double-walled doors, side panels, hood, tailgate and fenders.


The available tough fiberglass reinforced plastic hardtop includes a tailgate with crank-down window. A variety of custom interiors and exteriors also are available.

**FOR PEOPLE WHO
NEED MORE
THAN A WAGON.**

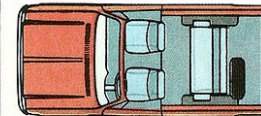
Suburban Cheyenne Super interior.



Plaid cloth and vinyl interior available on Beauville models.



Blazer Cheyenne interior.



Series 20 Suburban



Series 20 Sportvan

Cheyenne Blazer

PUT TOGETHER YOUR OWN WAGON FROM THIS HANDY CHECK LIST.



Caprice Estate.



Malibu Classic Estate.



Vega Estate.

CHEVROLET WAGONS.

Caprice Estate 2-Seat Caprice Estate 3-Seat Impala 2-Seat Impala 3-Seat Bel Air 2-Seat Bel Air 3-Seat.

Power teams:

Engines. Standard Turbo-Fire 400 V8 Available Turbo-Jet 454 V8.

Transmission. Standard Turbo Hydra-matic.

Interiors.

Caprice and Impala. Black Green Blue Neutral Saddle. Bel Air. Neutral Green.

Exterior colors.

Cream-Beige *Tuxedo Black *Light Blue Metallic *Bright Blue Metallic *Midnight Blue Metallic Aqua Blue Metallic Sandstone Bronze Metallic Golden Brown Metallic Medium Green Bright Green Metallic Medium Dark Green Metallic Medium Red Metallic *Silver Metallic Dark Taupe Metallic *Antique White.

*New for 1974.

Available exteriors.

Two-tone. Antique White upper color with choice of Light Blue Metallic Midnight Blue Metallic Sandstone Aqua Blue Metallic Medium Dark Green Metallic Medium Green Bronze Metallic Medium Red Metallic.

Vinyl roof. Black White Blue Cream-Beige Green Red Brown Russet Saddle Taupe.

Popular available options.

Comfortilt steering wheel Power windows Power door locks Air conditioning 6-way power seat Soft-Ray tinted glass New litter container GM Child or Infant Love Seat Cruise-Master speed control Rear window defogger Luggage carrier Tailgate power assist for Glide-Away tailgate AM/FM Stereo radio Deluxe bumpers Steel belted radial ply tires.

CHEVELLE WAGONS.

Malibu Classic Estate 2-Seat Malibu Classic Estate 3-Seat Malibu Classic 2-Seat Malibu Classic 3-Seat Malibu 2-Seat Malibu 3-Seat.

Power teams.

Engines. Standard Turbo-Fire 350 V8 Available Turbo-Fire 400 V8 Available Turbo-Jet 454 V8.

Transmission. Turbo Hydra-matic, standard on Malibu Classic Estate, Malibu Classic; available on Malibu Standard 3-Speed manual transmission, Malibu only.

Interiors.

Malibu Classic Estate and Malibu Classic. Black Blue Green Neutral Saddle Available black interior with red accent carpeting. Malibu. Black Neutral Green.

Exterior colors.

Cream-Beige *Tuxedo Black *Light Blue Metallic *Bright Blue Metallic *Midnight Blue Metallic Aqua Blue Metallic Sandstone Bronze Metallic Golden Brown Metallic Medium Green Bright Green Metallic Medium Dark Green Metallic Medium Red Metallic *Silver Metallic Dark Taupe Metallic *Antique White.

*New for 1974.

Popular available options.

Comfortilt steering wheel Swing-out bucket seats Power windows Power door locks Air conditioning Variable-ratio power steering 6-way power seat Soft-Ray tinted glass GM Child or Infant Love Seat Cruise-Master speed control Rear window defogger Luggage carrier AM/FM Stereo radio Deluxe bumpers Steel belted radial ply tires.

VEGA WAGONS.

Kammback Kammback GT Estate.

Power teams.

Engines. Standard 75-hp 140 engine Available 85-hp 140-2 (included with GT).†

Transmission. Standard 3-Speed manual Available 4-Speed manual Available Turbo Hydra-matic.

Interiors.

Standard all-vinyl Standard mixed cloth Custom all-vinyl Custom sport cloth (standard on Estate).

Exterior colors.

Medium Blue Bronze Metallic Cream-Beige Dark Taupe Metallic Bright Orange Medium Red Silver Metallic Bright Yellow Medium Green Metallic Antique White.

Popular available options.

Custom Exterior (Kammback only) Custom Interior (Kammback only) Luggage carrier Deluxe front bumper guards Front and rear bumper impact strips Electric clock Day/night rearview mirror Soft-Ray tinted glass GM Child or Infant Love Seat Special instrumentation (included with GT) AM/FM radio Rear seat speaker BR70 x 13 steel belted radial ply white stripe tires.

†Check dealer for availability.

CHEVROLET, CHEVELLE AND VEGA WAGON SAFETY AND ANTI-THEFT FEATURES.

Occupant Protection. Seat belts with pushbutton buckles for all passenger positions. Two combination seat and shoulder belts for driver and right front passenger (with reminder light and buzzer, inertia reel and starter interlock). Two front seat head restraints. Energy-absorbing steering column. Passenger-guard door locks. Safety door latches and hinges. Folding seat back latches. Energy-absorbing padded instrument panel and front and intermediate seat back tops. Contoured windshield header. Thick-laminate windshield. Padded sun visors. Safety armrests. Safety steering wheel. Side-guard beams. Contoured full roof inner panel.

Accident Prevention. Side marker lights and reflectors (front side marker lights flash with direction signal). Parking lights that illuminate with headlights. Four-way hazard warning flasher. Back-up lights. Lane-change feature in direction signal control. Windshield defroster, washers and dual-speed wipers. Wide-view inside mirror (vinyl-edged, shatter-resistant glass and deflecting support). Outside rearview mirror (two on full-size wagons). Dual master cylinder brake system with warning light. Starter safety switch. Dual-action safety hood latch. Improved bumper system. **Anti-Theft.** Anti-theft ignition key warning buzzer. Anti-theft steering column lock. Inside hood latch release.

Chevrolet

All 1974 Chevrolet engines are equipped with advanced exhaust emission control systems, and are designed to operate efficiently on unleaded or low-lead fuels of at least 91 Research Octane. In addition to the lower exhaust emissions attainable, there are benefits in longer life for your spark plugs, exhaust system and other engine components. If these unleaded, low-lead gasolines are not available, any leaded 91 Research Octane or higher regular grade fuel containing 0.5 grams, or less, of lead per gallon should be used.

All illustrations and specifications contained in this literature are based on the latest product information available at the time of publication approval. The right is reserved to make changes at any time without notice in prices, colors, materials, equipment, specifications and models, and also to discontinue models. Chevrolet Motor Division, General Motors Corporation, Detroit, Michigan 48202. Litho in U.S.A.

