


the MIGHTY
CHRYSLER

for 1957


The Most Glamorous Car in a Generation!

The new, low priced Windsor — the Saratoga — and the famous New Yorker — the three great Models of the Mighty Chrysler Line for 1957! Beautifully and smartly designed, they radiate, in every line, their Styling Leadership over all other cars. They are the most sensationally beautiful cars Chrysler has ever built. Likewise, they are the finest Chrysler has ever built, with more outstanding engineering and performance features than ever before.


Inspect them carefully. Compare them with other cars. Drive them. And you will find that no other car has the fine engineering — the unexcelled performance — the low maintenance cost — and the invaluable joy and pride of ownership you will get from *your Chrysler!*




Windsor TWO-DOOR HARDTOP



Windsor TOWN & COUNTRY WAGON



Windsor **FOUR-DOOR SEDAN**




Windsor **FOUR-DOOR HARDTOP**



Saratoga **FOUR-DOOR HARDTOP**



Saratoga **TWO-DOOR HARDTOP**





Saratoga

FOUR-DOOR SEDAN


New Yorker

**CONVERTIBLE
COUPE**







New Yorker **FOUR-DOOR SEDAN**



New Yorker **FOUR-DOOR HARDTOP**



New Yorker **TWO-DOOR HARDTOP**



New Yorker

TOWN & COUNTRY WAGON

Windsor and Saratoga Specifications

Body Styles: Windsor — Sedan, 2- and 4-Door Hardtops, Town & Country Wagon. Saratoga — Sedan, 2- and 4-Door Hardtops.

Engine: Spitfire V-8. Bore and Stroke 3.94 in. x 3.63 in. Compression Ratio 9.25 to 1. Displacement 354 cu. in. Brake Horsepower — Windsor 285 hp, Saratoga 295 hp.

Fuel System: Windsor — Dual Downdraft Carburetor. Saratoga — Four-barrel Downdraft Carburetor. Tank capacity 23 gal. (22 gal. Town & Country Wagon).

Electrical: Windsor and Saratoga — Battery 12-volt; 66 plate; 60 amp-hr. Generator 30 amp. Variable speed electric windshield wipers. Dual Headlamps available.

Transmission: Windsor — Manual, 3 Forward and 1 Reverse. TorqueFlite available. Saratoga—TorqueFlite fully automatic transmission with Push Button Control.

Steering: Windsor—Symmetrical idler arm steering linkage. Saratoga — Full-Time Power Steering. Available on Windsor.

Brakes: Both Models — Chrysler's new Total-Contact braking system with Cycle-bonded brake linings. Easi-lock Parking Brake. Power Brakes available.

Wheels & Tires: Both Models — new Super-Soft-Cushion Tubeless Tires, 8.50 x 14 in. Chrysler Safety Rim Wheels. Stainless Steel Wheel Covers standard on Saratoga. White Sidewall and Nylon Tires available.

Dimensions: Wheelbase 126 in. Tread — front, 61.0 in.; rear, 59.7 in. Over-all length, 219.2 in. (218.9 for T & C); width, 78.8 in.; height (loaded), 57.8 in. for Sedans, 55.9 in. for 4-D Hardtops, and 55.8 in. for 2-D Hardtops.

New Yorker Specifications

Body Styles: 2- and 4-Door Hardtops, Convertible, Town & Country Wagon.

Engine: FirePower 90° V-8. Bore and Stroke 4.00 in. x 3.9 in. Compression Ratio 9.25 to 1. Displacement 392 cu. in. 325 hp.

Fuel System: Four-barrel Downdraft Carburetor. Air Cleaner. Full Flow Oil Filter; Oil Intake Strainer; Dual Exhaust System. Tank capacity 23 gal. (T & C 22 gal.).

Electrical: Battery 12-volt, 78 plate, 70 amp-hr. Generator 30 amp. Directional Signals, variable-speed Electric Windshield Wipers; Neutral Push Button Starter Switch. Dual Headlamps available.

Transmission: the revolutionary, new TorqueFlite fully automatic torque converter, with 3-speed planetary gear set. Push Button Control on instrument panel.

Steering: Chrysler Full-Time Power Steer-

ing with symmetrical idler arm steering linkage.

Suspension: Front—Chrysler's new Torsion-Aire suspension system with 2 torsion bar front springs, ball joint pivots, and new Oriflow Shock Absorbers.

Brakes: Chrysler's new Total-Contact braking system, hydraulic, Cyclebonded brake lining. 12 in. drum dia. Easi-lock Parking Brake. Power Brakes available.

Wheels & Tires: Chrysler Safety Rim Wheels. New, Super-Soft-Cushion Tubeless Tires 9.00 x 14 in. Chrome Wheel Covers. White Sidewall and Nylon tires available.

Dimensions: Wheelbase 126 in. Tread—front, 61.2 in.; rear, 60.0 in. Over-all length, 219.2 in.; width, 78.8 in.; height, loaded, 57.9 for Sedan, 56.0 in. for 4-D Hardtop, 55.9 in. for 2-D Hardtop.

All Specifications and Prices subject to change without notice

CHRYSLER DIVISION • DETROIT