



# 17ES

**DEP**  
DEALER ePROCESS



# INTRODUCING THE 2017 ES



## ES 350

268-horsepower, 3.5-liter V6; selectable driving modes; and a stylish interior featuring contrast stitching, class-leading rear-seat legroom<sup>1</sup> and an available panorama glass roof.

## ES 300h

Hybrid with 40-MPG combined fuel-economy rating<sup>2</sup>; selectable driving modes with dynamic tachometer and Hybrid System Indicator, rear spoiler and concealed exhaust outlets. Exclusive 17-inch split-five-spoke alloy wheels.<sup>3</sup>

ES shown in Nebula Gray Pearl (left) and ESh shown in Eminent White Pearl (right). // Options shown.





# TRANSCEND EXPECTATIONS

With a striking design, world-class luxury throughout and the most comprehensive safety package ever featured on the ES, the 2017 ES is as unparalleled as it is unforgettable. Luxuriously transformed styling, LED taillamps and daytime running lights, and available 18-inch alloy wheels<sup>3</sup> give the 2017 Lexus ES sleek and sculptural visual dynamics designed to transcend your expectations of what a luxury vehicle can be.





# AN INDELIBLE IMPRESSION FROM EVERY ANGLE

From the arresting look of the front fascia to the eye-catching design of the taillamps, every facet of the 2017 Lexus ES and ES Hybrid leaves a captivating impression. And while good looks may be the first thing you'll notice, they won't be the last. Because the ES challenges the status quo from the inside as well, complementing its dynamic design with equally impressive safety and technology features.



ES shown in Nightfall Mica. // Options shown.





Beyond its sleek, concealed-exhaust design, the ES Hybrid sets itself apart with a stunning 40-MPG combined fuel-economy rating.<sup>2</sup>







#### A NEW LEVEL OF REFINEMENT

In the Lexus ES, every aspect of comfort has been considered. From available heated and ventilated seats that help you define your personal climate to steering-wheel controls that allow you to navigate the color multi-information display, the entire experience is thoughtful and intuitive. Taking comfort to the next level, you'll appreciate the embossed stitching on available semi-aniline leather-trimmed seating, and an available panorama glass roof<sup>4</sup> that provides an unlimited ceiling.



# LUXURY WITHOUT LIMITATIONS








**ULTRA LUXURY**

Offering the appearance of a seamless glass roof on the outside, the expansive panorama glass roof<sup>4</sup> available on the ES 350 offers an open-air experience while preserving the refined dynamics of a sedan. Much larger than a conventional moonroof, the panorama roof provides more than 800 square inches of skylight.







# FROM OUR HANDS TO YOURS

It's a difference you'll feel with the touch of every surface. Run your fingers along the stitching of the sculpted dash, and you'll feel a handcrafted work of art that only a select group of craftsmen have been qualified to create. The available embossed-stitch seating takes the experience a step further—its indulgent leather is equally pleasing to the fingertips. Adding a touch of intrigue, available ambient lighting punctuates the modern design.







#### CLASS-LEADING REAR LEGROOM<sup>1</sup>

You don't have to sit in the driver's seat to appreciate the interior design of the 2017 ES. Making the most of the additional space provided by its lengthy platform, the rear seat offers generous headroom and legroom reminiscent of a chauffeured sedan.



ES shown with Flaxen leather interior trim. // Options shown.





# OUR ADVANCES.

## ADVANCED TECHNOLOGY

Being surrounded by luxury is only the beginning.

With a high-resolution color screen positioned between the gauges, the ES offers technology that keeps you connected. It conveniently displays mobile-phone caller information and audio track titles. And, for added peace of mind, standard

Lexus Safety System+<sup>5</sup> includes numerous advanced safety features.







# YOUR SAFETY.

## STANDARD LEXUS SAFETY SYSTEM+<sup>5</sup>

Now standard in one comprehensive suite, the following advanced safety features are included in Lexus Safety System+<sup>5</sup>

## PRE-COLLISION WITH PEDESTRIAN DETECTION

Our Pre-Collision System<sup>6</sup> with Pedestrian Detection<sup>7</sup> monitors the road to help warn of upcoming obstacles, and in some cases, even begins braking automatically before impact.

## LANE DEPARTURE ALERT WITH STEERING ASSIST

Lane Departure Alert<sup>8</sup> with Steering Assist uses a camera to monitor visible lane markings. If the system detects unintentional drifting, it's designed to warn you with visual and audio cues and provide assistance to help you steer back into the lane.

## INTELLIGENT HIGH BEAMS

Intelligent high-beam headlamps<sup>9</sup> can switch to high beams when the road ahead is clear and temporarily switch to low beams when they sense an oncoming vehicle.

## HIGH-SPEED DYNAMIC RADAR CRUISE CONTROL

High-Speed Dynamic Radar Cruise Control<sup>10</sup> can help maintain a preset distance from the car traveling in front of you by automatically reducing the throttle and even applying the brakes (at speeds above 25 mph). Once the road clears, the vehicle returns to its preset speed.







# THE NEXT LEVEL OF CONVENIENCE

Available Lexus Enform<sup>11</sup> elevates connected technology into a new era of concierge-level convenience. From emergency assistance to a live destination specialist and more, our premium suite of connected technology offers peace of mind with every drive.



## SAFETY CONNECT

Whether you're involved in an accident, your vehicle is stolen, or the unexpected occurs, assistance can be sent directly to your vehicle's GPS location.<sup>12</sup>



## SERVICE CONNECT

Keeping up with your vehicle's health has never been easier. Get updates on everything from fuel level and mileage, to maintenance alerts and more via e-mail or the mobile app.<sup>13</sup>



## REMOTE

The Lexus Enform Remote<sup>14</sup> mobile app helps you lock and unlock doors, start the engine, resume climate settings, find your vehicle in a parking lot and monitor guest drivers.



## DESTINATIONS

Get directions and destinations delivered by a real person with 24-hour, en-route navigation assistance.<sup>11</sup>



## APP SUITE

Search local listings, stream music, place restaurant reservations, buy movie tickets and more—all from the center console.<sup>11</sup>





**MARK LEVINSON® PREMIUM  
SURROUND SOUND AUDIO SYSTEM**

The available 15-speaker, 835-watt Mark Levinson Premium Surround Sound Audio System<sup>15</sup> features patented, proprietary Clari-Fi™ technology that restores audio quality from compressed music, resulting in crisp, clear, dynamic sound from any source. This, combined with technology designed to create an expansive “sweet spot” of audio, envelops every passenger in three-dimensional sound that rivals the finest home audio systems.







### SUBSCRIPTION-FREE TRAFFIC AND WEATHER

To help you arrive sooner, Lexus provides an industry-first subscription-free Traffic and Weather service<sup>16</sup> via standard HD Radio.<sup>TM16</sup> This feature offers up-to-date information on road congestion and changing weather conditions on the main display.

# YOUR COMMAND IS OUR COMMAND

WITH ADVANCED VOICE RECOGNITION, YOUR FAVORITE FEATURES ARE JUST A COMMAND AWAY.

### Scout® GPS Link

An intelligent alternative to onboard navigation, Scout® GPS Link<sup>11,17</sup> uses a smartphone app to offer turn-by-turn directions via the multimedia display. Separate from Lexus Enform services and subscription-free, Scout® GPS Link provides drivers with real-time traffic info, personalized commute times, automatic traffic avoidance and more.



### 3-D NAVIGATION

Use the high-resolution multimedia display or your voice to access the available Navigation System.<sup>18</sup> This system can map millions of points of interest across the country and can display information in English, French or Spanish. And, in addition to offering up-to-date traffic and weather information,<sup>16</sup> 3-D city views, and simulated views of approaching highway junctions, it displays the current speed limit and can automatically identify nearby gas stations if you begin to run low on fuel.

### Bluetooth®

### BLUETOOTH® TECHNOLOGY

In addition to easily transferring phone numbers to your vehicle, and placing and ending calls with the touch of a button, Bluetooth<sup>19</sup> audio technology offers the convenience of accessing and controlling your compatible device's entire music library and even streaming audio from websites—all while your device remains in your pocket or purse.



### SIRI® EYES FREE

The innovative Siri Eyes Free<sup>20</sup> connects with your compatible iPhone,<sup>21</sup> enabling you to access e-mail, send text messages and more. The Siri feature can also search your portable music collection and use the results to create customized playlists.



**DEP**  
DEALER ePROCESS



# SUBLIME REFINEMENT

The brilliant design of the ES contributes to a remarkably low coefficient of drag, for a serenely quiet ride. Beyond reduced noise and vibration, the aerodynamic shape of the ES also helps optimize fuel efficiency. Combined with its unique structural design, the result is a ride that's as engaging as it is refined.





#### **DYNAMIC PERFORMANCE AND HANDLING**

With a 30-MPG highway rating<sup>2</sup>, the 268-horsepower 3.5-liter V6 in the ES 350 offers the efficiency you deserve with power to spare. High-tensile steel and lightweight aluminum components provide a strong, rigid foundation for precise handling, while a fine-tuned suspension contributes to a graceful yet exhilarating driving experience. A long wheelbase gives the ES a striking stance, generous cabin space and additional legroom for rear-seat passengers, maximizing enjoyment for everyone on board.







**DRIVE MODE SELECT**

Whether you're craving more performance or prefer to cruise in world-class comfort, the level of engagement you desire can vary. With innovative Drive Mode Select, the ES can adapt to suit your mood. From the added responsiveness of Sport mode to the optimized efficiency of ECO and the all-electric EV (Hybrid only) modes,<sup>22</sup> it's just one of many features that make the ES right for every occasion.





# EFFICIENCY WITHOUT COMPROMISE

## THE 2017 ES HYBRID

With the ES Hybrid, there's no need for concessions. Quite the opposite. The ESh offers impeccable refinement, with features such as an aerodynamic rear spoiler, extended rear valance with concealed exhaust outlets, and exclusive 17-inch split-five-spoke alloy wheels.<sup>3</sup> It also has a better city fuel economy rating than most subcompact cars<sup>23</sup> and has earned the prestigious SULEV emission status.







# 40 MORE REASONS

## 40-MPG COMBINED RATING<sup>2</sup>

Every fuel-efficient mile provides yet another reason to appreciate the ES Hybrid. Its exceptional fuel economy comes compliments of Lexus Hybrid Drive. By combining and reallocating power from the battery-powered electric motor, regenerative braking system and engine, the system is designed to deliver instantaneous power when you need it, while recharging the battery when you don't. And six generations of proven technology stand behind our hybrid vehicles—a reassurance you simply can't get from any other automaker.







**EXQUISITE DETAILS**

In the ES, luxury goes beyond the craftsmanship of available opulent Black leather and Espresso Bird's-Eye Maple trim. Richness can also be measured in choices, like the availability of unconventional materials that bring greater sustainability to the interior design. For example, our NuLuxe trim manufacturing process generates fewer CO<sub>2</sub> and VOC emissions than that for leather upholstery. And available sustainable Matte Honey Bamboo accents are easy on the eyes and pleasing to the touch, including steering-wheel trim that is bowed from a single piece and sanded by hand, for craftsmanship you can appreciate every day.





ES 350

268

HP

3.5

LITER

V6

ENGINE

ES 350

CTY

EST. MPG<sup>2</sup>

21

HWY

EST. MPG<sup>2</sup>

30

CMB

EST. MPG<sup>2</sup>

24

FUEL ECONOMY CITY/HIGHWAY/COMBINED RATINGS<sup>2</sup>

FWD

STANDARD

ES 300h

CTY

EST. MPG<sup>2</sup>

40

HWY

EST. MPG<sup>2</sup>

39

CMB

EST. MPG<sup>2</sup>

40

6-SPEED

ELECTRONICALLY  
CONTROLLED  
AUTOMATIC  
TRANSMISSION

ECVT

ELECTRONICALLY  
CONTROLLED  
CONTINUOUSLY VARIABLE  
TRANSMISSION

ES 300h

200

TOTAL SYSTEM HP

2.5

LITER

IN-  
LINE 4

ATKINSON-CYCLE ENGINE  
+ LEXUS HYBRID DRIVE

0-60  
7.1s<sup>24</sup>

0-60  
8.1s<sup>24</sup>

OVERALL LENGTH 193.3 IN / WHEELBASE 111.0 IN  
WIDTH 71.7 IN / HEIGHT 57.1 IN

DIMENSIONS

## STANDARD ON EVERY ES

SmartAccess<sup>25,26</sup> with push-button Start/Stop

Drive Mode Select

Power moonroof

Lexus Display<sup>27</sup> Audio with color multimedia display and Scout<sup>®</sup> GPS Link<sup>11,17</sup>

Lexus eight-speaker Premium Sound System

Backup camera<sup>28</sup>

HD Radio<sup>16</sup> with iTunes<sup>®29</sup> tagging

Bluetooth<sup>19</sup> and USB smartphone connectivity

Color LCD multi-information display with Meter Link

Dual-zone climate control with interior air filters, smog sensor and automatic recirculation mode

Perforated NuLuxe interior trim

Power-adjustable front seats

Class-leading<sup>30</sup> 10 standard airbags<sup>31</sup>

LED daytime running lights (DRL)

Rain-sensing wipers with de-icer

Vehicle Stability Control (VSC)<sup>32</sup>

Subscription-free Traffic and Weather updates<sup>16</sup> via HD Radio<sup>16</sup>

Lexus Enform Safety Connect<sup>12</sup>, Enform Service Connect<sup>13</sup> and Enform Remote<sup>14</sup> app. Complimentary for the first year of ownership

Heated and ventilated front seats

Wood- and leather-trimmed steering wheel

Heated wood- and leather-trimmed steering wheel

Panorama glass roof (ES 350)

Power rear sunshade

Blind Spot Monitor<sup>33</sup> with Rear Cross-Traffic Alert<sup>34</sup>

Power trunk open/close

Twin projector Bi-LED headlamps





Intuitive Parking Assist<sup>35</sup>

## INDIVIDUAL OPTIONS

### DELIVERY AND TECHNOLOGY SPECIALISTS

To help you get the most out of these and other Lexus features, a Vehicle Delivery Specialist will walk you through nearly every setting and function you desire. And to answer questions that arise after delivery, a Vehicle Technology Specialist can offer expert guidance in person or without you ever leaving the driveway via camera-enabled iPad<sup>®21</sup> apps like FaceTime.<sup>®36</sup> Learn more about these complimentary services at [lexus.com/specialists](http://lexus.com/specialists).





# PACKAGES

## NAVIGATION PACKAGE

- A Remote Touch<sup>27</sup>
- B Navigation System<sup>18</sup> with color multimedia display and Lexus Enform App Suite<sup>11</sup>
- Voice command
- Lexus Enform Destinations:<sup>11</sup> Complimentary for the first year of ownership

## NAVIGATION / MARK LEVINSON AUDIO PACKAGE

- Includes Navigation Package, plus:
- C Mark Levinson Premium Surround Sound Audio System
- 15 speakers with Clari-Fi technology, inverted-motor subwoofer and 835-watt Class-D amplifier

## PREMIUM PACKAGE

- Espresso Bird's-Eye Maple, Matte Honey Bamboo or Linear Dark Mocha wood interior trim
- D Power tilt-and-telescopic steering wheel
- Lexus Memory System for driver's seat, outside mirrors and steering wheel
- Remote keyless entry-linked memory

## LUXURY PACKAGE

- Includes Premium Package, plus:
- E Embossed-stitch perforated leather-trimmed interior
- Wood-trimmed console
- Heated and ventilated front seats

## ULTRA LUXURY PACKAGE

- Includes Premium and Luxury Packages, plus:
- F Embossed-stitch perforated semi-aniline leather interior trim
- G Power rear sunshade with manual rear-door sunshades
- Panorama glass roof (ES 350)
- Driver's-seat power cushion extender
- Ambient interior lighting
- Lexus Memory System for front passenger's seat



# ACCESSORIES

- A **REAR LIP SPOILER**  
Enhance the bold, aerodynamic presence of your vehicle.
- B **ILLUMINATED DOOR SILLS**  
Illuminated door sills include a protective, stainless-steel overlay.
- C **BODY-SIDE MOLDINGS**  
With a high-quality body-color finish, these help protect from scratches and dents.
- D **ILLUMINATED TRUNK SILL**  
This luminous, etched stainless-steel plate offers distinctive style and additional protection when loading cargo.
- ALL-WEATHER FLOOR LINERS<sup>37</sup> WITH CARGO MAT**  
Tub-style perimeter design provides optimal protection and an ideal fit.

# WHEELS

17-in  
SPLIT-10-SPOKE  
ALLOY WHEELS<sup>3</sup> WITH  
HIGH-GLOSS FINISH  
STANDARD ES



17-in  
SPLIT-10-SPOKE  
ALLOY WHEELS<sup>3</sup>  
AVAILABLE ES



18-in  
SPLIT-10-SPOKE  
ALLOY WHEELS<sup>3</sup> WITH  
HIGH-GLOSS FINISH  
AVAILABLE ES



17-in  
SPLIT-FIVE-SPOKE  
ALLOY WHEELS<sup>3</sup>  
STANDARD ES<sup>h</sup>



For a complete list of Genuine Lexus Accessories, visit [lexus.com/ES/accessories](http://lexus.com/ES/accessories)





**THE SCIENCE**

Scratch-resistant clearcoat is created at the molecular level.



# THE ART OF COLOR

One unexpected moment of inspiration, years of development and zero shortcuts. This is the art of creating art. The culmination of a passion for design and industry-leading knowledge, every Lexus color features stories and processes as unique as their hues. Like a next-generation Nightfall Mica that creates the impression of sunlight refracting in deep ocean waters. It's an effect not left to chance, which is why Lexus sources pigment from a company that's been perfecting its craft for 99 years and counting. It's also why every Lexus painting facility includes indoor waterfalls to trap and wash airborne dust particles away so they don't inconspicuously mar the vehicle's finish. Science also plays a role. Lexus created a technique that more uniformly aligns the angles of the reflective particles in paint to better accentuate the vehicle lines. And then manipulated the molecules in the clearcoat to make it more elastic, and thereby resistant to minor scratches. Because the only thing more important than a stunning work of art is keeping it that way.



ESh shown in Nightfall Mica. // Options shown.





BLACK NULUXE	●▲	●▲		●▲	●▲	●▲	●▲	●▲	●▲	●▲	●▲	●▲	●▲	●▲	●▲	●▲
BLACK LEATHER		●▲		●▲		●▲		●▲		●▲		●▲		●▲		●▲
PARCHMENT NULUXE	●▲	●▲	●▲						●▲	●▲	●▲	●▲	●▲	●▲	●▲	●▲
PARCHMENT LEATHER		●▲	●▲						●▲	●▲	●▲	●▲	●▲	●▲	●▲	●▲
STRATUS GRAY NULUXE	●▲	●▲			●▲				●▲	●▲	●▲	●▲	●▲	●▲		●▲
STRATUS GRAY LEATHER		●▲			●▲				●▲	●▲	●▲	●▲	●▲	●▲		●▲
FLAXEN NULUXE	●▲		●▲	●▲					●▲	●▲	●▲	●▲	●▲	●▲	●▲	●▲
FLAXEN LEATHER			●▲	●▲					●▲	●▲	●▲	●▲	●▲	●▲	●▲	●▲

INTERIOR & TRIM





**WARRANTY** Four-year/50,000-mile Lexus Limited Warranty. Six-year/70,000-mile Powertrain Warranty. Six-year/unlimited-mileage Corrosion Perforation Warranty. Eight-year/100,000-mile Hybrid System Warranty. All warranties with zero deductible. See the *ES Warranty and Services Guide* at your Lexus dealer for details.

**DISCLOSURES** **1.** Based on manufacturers' published data. **2.** Preliminary mileage estimates determined by Lexus. EPA mileage estimates not available at time of publishing. Actual mileage will vary. **3.** 17- or 18-in performance tires are expected to experience greater tire wear than conventional tires. Tire life may be substantially less than 20,000 miles (17-in) or 15,000 miles (18-in), depending upon driving conditions. **4.** Panorama glass roof available only on ES 350. **5.** Drivers should always be responsible for their own safe driving. Please always pay attention to your surroundings and drive safely. Depending on the conditions of roads, vehicles, weather, etc., the system(s) may not work as intended. See *Owner's Manual* for details. **6.** The Lexus Safety System+ Pre-Collision System is designed to help avoid or reduce the crash speed and damage in certain frontal collisions only. It is not a substitute for safe and attentive driving. System effectiveness depends on many factors, such as speed, driver input and road conditions. See *Owner's Manual* for details. **7.** The Pedestrian Detection System is designed to detect a pedestrian ahead of the vehicle, determine if impact is imminent and help reduce impact speed. It is not a substitute for safe and attentive driving. System effectiveness depends on many factors, such as speed, size and position of pedestrians, driver input and weather, light and road conditions. See *Owner's Manual* for details. **8.** Lane Departure Alert with Steering Assist is designed to read lane markers under certain conditions. It provides a visual and audible alert and slight steering force when lane departure is detected. It is not a collision-avoidance system or a substitute for safe and attentive driving. Effectiveness depends on many factors. See *Owner's Manual* for details. **9.** Intelligent high beams operate at speeds above 21 mph. Factors such as dirty windshield, weather, lighting & terrain limit effectiveness, requiring driver to manually operate the high beams. See *Owner's Manual* for details. **10.** Dynamic Radar Cruise Control is designed to assist the driver and is not a substitute for safe and attentive driving practices. System effectiveness depends on many factors, such as weather, traffic and road conditions. See *Owner's Manual* for details. **11.** Be sure to obey traffic regulations and maintain awareness of road and traffic conditions at all times. Apps/services vary by phone/carrier; functionality depends on many factors. Select apps use large amounts of data; you are responsible for charges. Apps & services subject to change. See [lexus.com/enform](http://lexus.com/enform) for details. **12.** Contact with the response center may not be available in all areas. Service Agreements required. A variety of subscription terms available; charges will vary. **13.** Information provided is based on the last time data was collected from the vehicle and may not be up to date. System functionality depends on vehicle connectivity. **14.** Use only if aware of circumstances surrounding the vehicle, and it is legal & safe to do so (e.g., car uncovered in open area, no people or pets in or nearby). If vehicle has not been driven for over a week, services will not be available until next time vehicle is started. Functionality depends on many factors, such as vehicle and smartphone connectivity. See usage precautions, service limitations & *Owner's Manual*. Data charges may apply. Registration, app download are required. Must have an active Safety Connect subscription. Annual fee required after 1-year trial. **15.** Mark Levinson® is a registered trademark of Harman International Industries, Inc. **16.** HD Radio™ Technology manufactured under license from iBiquity Digital Corporation U.S. and Foreign Patents. HD Radio™ and the HD, HD Radio, and "Arc" logos are proprietary trademarks of iBiquity Digital Corp. **17.** Availability & accuracy of the information provided by Scout® GPS Link is dependent upon many factors. Use common sense when relying on information provided. Services & programming subject to change. Services not available in every city or roadway. See [lexus.com/enform](http://lexus.com/enform) for details. Scout® is a registered trademark of Telenav, Inc. **18.** Be sure to obey traffic regulations and maintain awareness of road and traffic conditions at all times. Availability & accuracy of the information provided by the Navigation System is dependent upon many factors. Use common sense when relying on information provided. Services & programming subject to change. Services not available in every city or roadway. Updates may be available from your dealer at an additional cost. See *Owner's Manual* for details. **19.** Concentrating on the road should always be your first priority while driving. Do not use the hands-free phone system if it will distract you. The Bluetooth® word mark and logos are registered trademarks owned by Bluetooth SIG, Inc. and any use of such marks by Lexus is under license. A compatible Bluetooth-enabled phone must first be paired. Phone performance depends on software, coverage & carrier. **20.** Always drive safely, obey traffic laws & focus on the road while driving. Siri® is available only on iPhone® 4s or later, iPad® w/Retina display, iPad® mini, & iPod® touch (5th gen.) & requires Internet access. Siri® is not available in all languages or all areas & features vary by area. Some Siri® functionality & commands are not accessible in the vehicle. Data charges may apply. See Apple.com & phone carrier for details. Siri® is a registered trademark of Apple Inc. **21.** iPhone® and iPad® are registered trademarks of Apple Inc. All rights reserved. **22. CAUTION!** When driving a hybrid vehicle, pay special attention to the area around the vehicle. Because there is little vehicle noise in electric-only mode, pedestrians, people riding bicycles or other people and vehicles in the area may not be aware of the vehicle starting off or approaching them, so take extra care while driving. EV mode works under certain conditions at low speeds for up to a mile. See *Owner's Manual* for details. **23.** Based on 2016 EPA-estimated MPG, Subcompact segment. **24.** Performance figures are for comparison only and were obtained with prototype vehicles by professional drivers using special safety equipment and procedures. Do not attempt. **25.** The SmartAccess system may interfere with some pacemakers or cardiac defibrillators. If you have one of these medical devices, please talk to your doctor to see if you should deactivate this system. **26.** The engine immobilizer is a state-of-the-art anti-theft system. When you insert your key into the ignition switch or bring a SmartAccess fob into the vehicle, the key transmits an electronic code to the vehicle. The engine will only start if the code in the transponder chip inside the key/fob matches the code in the vehicle's immobilizer. Because the transponder chip is embedded in the key/fob, it can be costly to replace. If you lose a key or fob, your Lexus dealer can help. Alternatively, you can find a qualified independent locksmith to perform high-security key services by consulting your local Yellow Pages or by contacting [www.aloa.org](http://www.aloa.org). **27.** Be sure to obey traffic regulations and maintain awareness of road and traffic conditions. **28.** The backup camera does not provide a comprehensive view of the rear area of the vehicle. You should also look around outside your vehicle and use your mirrors to confirm rearward clearance. Environmental conditions may limit effectiveness and view may become obscured. See *Owner's Manual* for details. **29.** iTunes® and iPod® are registered trademarks of Apple Inc. All rights reserved. **30.** Based on 2017 vs. 2016 Near-Luxury Class four-door sedans. **31.** All the airbag systems are Supplemental Restraint Systems. All airbags (if installed) are designed to inflate only under certain conditions and in certain types of severe collisions: Typically, frontal and knee airbags inflate in frontal collisions; side torso and side curtain airbags inflate in side collisions; and Roll-Sensing Curtain Airbags inflate at a severe roll angle or roll rate. To decrease the risk of injury from an inflating airbag, always wear seatbelts, sit upright in the middle of the seat as far back as possible and do not lean against the door. Do not put objects in front of an airbag or around the seatback. Do not use a rearward-facing child seat in any front passenger seat. The force of an inflating airbag may cause serious injury or death. See *Owner's Manual* for further information/warnings. **32.** Vehicle Stability Control (VSC) is an electronic system designed to help the driver maintain vehicle control under adverse conditions. It is not a substitute for safe driving practices. Factors including speed, road conditions and driver steering input can all affect whether VSC will be effective in preventing a loss of control. See *Owner's Manual* for details. **33.** Do not rely exclusively on the Blind Spot Monitor. Always look over your shoulder and use your turn signal. There are limitations to the function, detection, range and clarity of the monitor. See *Owner's Manual* for details. **34.** Do not rely exclusively on the Rear Cross-Traffic Alert system. Always look over your shoulder and use your mirrors to confirm rear clearance. There are limitations to the function, detection, range and clarity of the system. See *Owner's Manual* for details. **35.** Do not rely exclusively on the Intuitive Parking Assist system. Always look over your shoulder and use your mirrors to confirm clearance. System effectiveness depends on many factors. See *Owner's Manual* for details. **36.** FaceTime® is a registered trademark of Apple Inc. All rights reserved. **37.** This floor mat was designed specifically for use in your model and model year vehicle and SHOULD NOT be used in any other vehicle. To avoid potential interference with pedal operation, each mat must be secured with its fasteners. Do not install a floor mat on top of an existing floor mat.

Lexus strives to build vehicles to match customer interest, and thus they typically are built with popular options and option packages. Not all options/packages are available separately, and some may not be available in all regions of the country. See [lexus.com](http://lexus.com) for information about options/packages commonly available in your area. If you would prefer a vehicle without any or with different options, contact your dealer to check for current availability or the possibility of placing a special order. Specifications, features, equipment, technical data, performance figures, options, and color and trim are based upon information available at time of printing, are subject to change without notice, and are for mainland U.S.A. vehicles only. Some vehicles shown with available equipment. See your Lexus dealer for details. Lexus reminds you to wear seatbelts, secure children in rear seat, obey all traffic laws and drive responsibly. For more information, call 800-USA-LEXUS (872-5398) or visit [lexus.com](http://lexus.com). To learn more about your financing options, contact your Lexus dealer or call Lexus Financial Services at 800-874-7050.

ES 350

3.5 V6  
LITER ENGINE

21 CTY  
EST.  
MPG<sup>2</sup>

30 HWY  
EST.  
MPG<sup>2</sup>

24 CMB  
EST.  
MPG<sup>2</sup>

ES 300h

2.5 IN-LINE 4  
LITER  
ATKINSON-CYCLE ENGINE  
+ LEXUS HYBRID DRIVE

40 CTY  
EST.  
MPG<sup>2</sup>

39 HWY  
EST.  
MPG<sup>2</sup>

40 CMB  
EST.  
MPG<sup>2</sup>

