



17GS

**DEP**  
DEALER ePROCESS



# INTRODUCING THE 2017 GS

## GS TURBO

Experience the GS Turbo. 2.0-liter in-line four-cylinder, twin-scroll-turbocharged engine with direct and port fuel injection and dual VVT-iW; 241 horsepower<sup>1</sup> and 258 lb-ft torque<sup>1</sup>; and eight-speed Sport Direct-Shift transmission with paddle shifters. Rear-wheel drive.

## GS 350

Command control with the GS 350. 311-horsepower<sup>1</sup>, 3.5-liter V6 engine with 280 lb-ft torque<sup>1</sup>; and eight-speed Sport Direct-Shift transmission with paddle shifters (RWD) or six-speed paddle-shift transmission (AWD). Rear-wheel drive or available all-wheel drive.

## GS 450h

Discover a hybrid without inhibitions. 3.5-liter Atkinson-cycle V6 with direct and port fuel injection; Lexus Hybrid Drive with 338 total system horsepower<sup>1</sup>; and 34-MPG highway rating<sup>2</sup>. Rear-wheel drive.

## F SPORT MODELS

Take every GS to the next level with a more dynamic F SPORT-tuned suspension and bold styling that includes 19-inch alloy wheels,<sup>3</sup> available Rioja Red leather-trimmed interior, F SPORT-tuned Adaptive Variable Suspension, available TORSEN<sup>®</sup> limited-slip differential,<sup>4</sup> available Lexus Dynamic Handling with Dynamic Rear Steering, and 14-inch front brake rotors (RWD).

## ALL-WEATHER DRIVE

The GS refuses to sacrifice style or confidence. Available on the GS 350 and GS 350 F SPORT models, all-wheel drive can help provide enhanced control across a wide range of road surfaces and conditions.



GS F SPORT shown in Ultrasonic Blue Mica 2.0<sup>5</sup> (left), GS shown in Atomic Silver (center), GS h shown in Eminent White Pearl (right). // Options shown.



# SHARPEN YOUR EDGE

With the power to influence comes the influence to control. Command uncompromising luxury with incomparable performance. Experience the 2017 GS.



GS shown in Atomic Silver. // Options shown.



# LUXURY THAT IGNITES

Inside and out, the 2017 GS is performance art at maximum speed. An aggressive, muscular exterior. A meticulously crafted driver's cockpit. The most advanced standard safety system ever featured on the GS. This is where luxury takes control.







Raw power has never felt so refined. Enhanced body rigidity and a lateral performance damper (GS 350 RWD) deliver a strikingly agile yet smooth ride.



GS shown in Liquid Platinum. // Options shown.





While the exterior styling screams performance, the interior beckons with comfort and innovation. Seductive ambient lighting envelops you, while available Climate Concierge caters to individualized comfort, effortlessly coordinating everything from atmospheric air control to available heated and ventilated front seats, heated rear seats and the heated steering wheel. The GS equipped with the Luxury Package also features 18-way power front seats that are nothing short of an ergonomic masterpiece.





## PERFORMANCE THAT INSPIRES

What is the speed of vision? In pursuit of engineering a performance vehicle capable of taking the lead while taking a clear departure from the competition, Lexus chose the road less traveled. Because peak performance isn't measured by numbers alone. It's felt through countless hours on the open road and years in the lab—all to better understand the driver.

That's why the GS is uniquely designed to give drivers a feeling of unity with the road. Engineers achieved the optimal driving position by meticulously adjusting the angle of the steering column, steering wheel, paddle shifters, footrest and field of view. Lexus even studied human anatomy and kinetics alongside university researchers to develop an ergonomically precise driver's seat and a responsive ride without parallel. Achieving an intuitive, incendiary driving experience took years of research and development. Feeling the difference takes seconds.


# VISION

**DEP**  
DEALER ePROCESS





# AT FULL THROTTLE



Expertly engineered for the competitively driven, the 2017 GS offers three different levels of performance with the absolute power to compel.



GSFSport shown in Ultra White. // Options shown.





# GS 350

With impressive power and torque, the GS 350 offers exhilaration on command. Delivering a thrilling 311 horsepower<sup>1</sup> and 280 lb-ft of torque,<sup>1</sup> the 3.5-liter V6 engine offers an aggressively smooth driving experience with a lateral performance damper and a responsive eight-speed (RWD) or six-speed (AWD) paddle-shift transmission.







# GS 450h

Fuel efficiency and low emissions are only the beginning. A cutting-edge Atkinson-cycle engine with leading-edge power output places the GS 450h and GS 450h F SPORT in a class of their own. Boasting 338 total system horsepower,<sup>1</sup> dual VVT-i and an Electronically controlled Continuously Variable Transmission, the GS 450h offers an impressive 34-MPG highway rating<sup>2</sup> and rockets from 0 to 60 in a mere 5.6 seconds!<sup>1,6</sup>



GS450h F SPORT shown in Ultra White. // Options shown.





# GS TURBO

High performance, peak responsiveness and turbocharged acceleration—the GS Turbo triumphs as an evolution of Lexus performance. The 2.0-liter, in-line four-cylinder turbocharged engine is optimized for both power and efficiency. A twin-scroll turbocharger helps to deliver 241 horsepower<sup>1</sup> and 258 lb-ft of torque<sup>1</sup> starting at a low 1,650 rpm, as dual VVT-iW offers high-rpm power and Atkinson-cycle operation for enhanced fuel efficiency. And, unlike almost every other automaker in the world, Lexus chose not to outsource its turbocharger design. Going in-house, in-depth and in defiance of industry norms, Lexus engineers developed a heavy-metal, horse-powered work of art.







# ALL-WEATHER DRIVE. ALL-POWERFUL.

By monitoring current driving conditions, available all-wheel drive automatically allocates engine power between the front and rear wheels from a rear-biased 30/70 (front/rear) torque split to 50/50, depending on conditions. This helps provide enhanced traction and control on a wide range of road surfaces and in inclement weather.







# DEMAND CONTROL. COMMAND INFLUENCE.

## F SPORT

Experience power that cuts to the quick. Experience the 2017 GS F SPORT. Exclusive styling and performance details inject a dose of racecourse confidence into each GS model as the signature F SPORT mesh grille makes its distinction known. With clean, assertive details like 19-inch alloy wheels<sup>3</sup> with Dark Graphite finish, aluminum sport pedals and available Rioja Red leather-trimmed interior, the GS F SPORT is for those willing to drive home a bold point of view.



Options shown.





# A SHOW OF FORCE

## DYNAMIC PERFORMANCE

Exclusive performance upgrades, including a track-honed suspension tuned by the same team behind the LFA supercar, help the GS F SPORT forge an unprecedented connection to the road. A new available limited-slip differential instantly distributes power to the rear wheel with the most grip to help enhance traction and control during cornering. The rear-wheel drive GS F SPORT models also boast a standard Adaptive Variable Suspension, Variable Gear-Ratio Steering and 19-inch wheels<sup>3</sup> with staggered-width tires. And, to help you make the most of every curve, available Lexus Dynamic Handling with Dynamic Rear Steering (GS 350 F SPORT RWD) turns the front and rear wheels in the same or opposing directions depending on speed to help provide optimized agility and control.







**RACE-INSPIRED COCKPIT**

Discover a 16-way power-adjustable sport driver's seat with power side bolsters, four-way lumbar and added thigh support—all designed to hug your body as tightly as the vehicle hugs curves. It's an intense connection, made even stronger with exclusive F SPORT upgrades, including LFA-inspired digital instrumentation and Naguri Aluminum trim.





# GS

# F

## THE HIGHEST LEVEL OF GS PERFORMANCE

This is not just another expression of F performance. This is the most powerful Lexus sedan ever offered. Taking hard power to thrilling heights, the GS F charges forward with a 5.0-liter V8 engine capable of producing 467 horsepower<sup>1</sup>, 389 lb.-ft. of torque<sup>1</sup> and uncompromising sophistication.



**DEP**  
DEALER ePROCESS



Options shown.



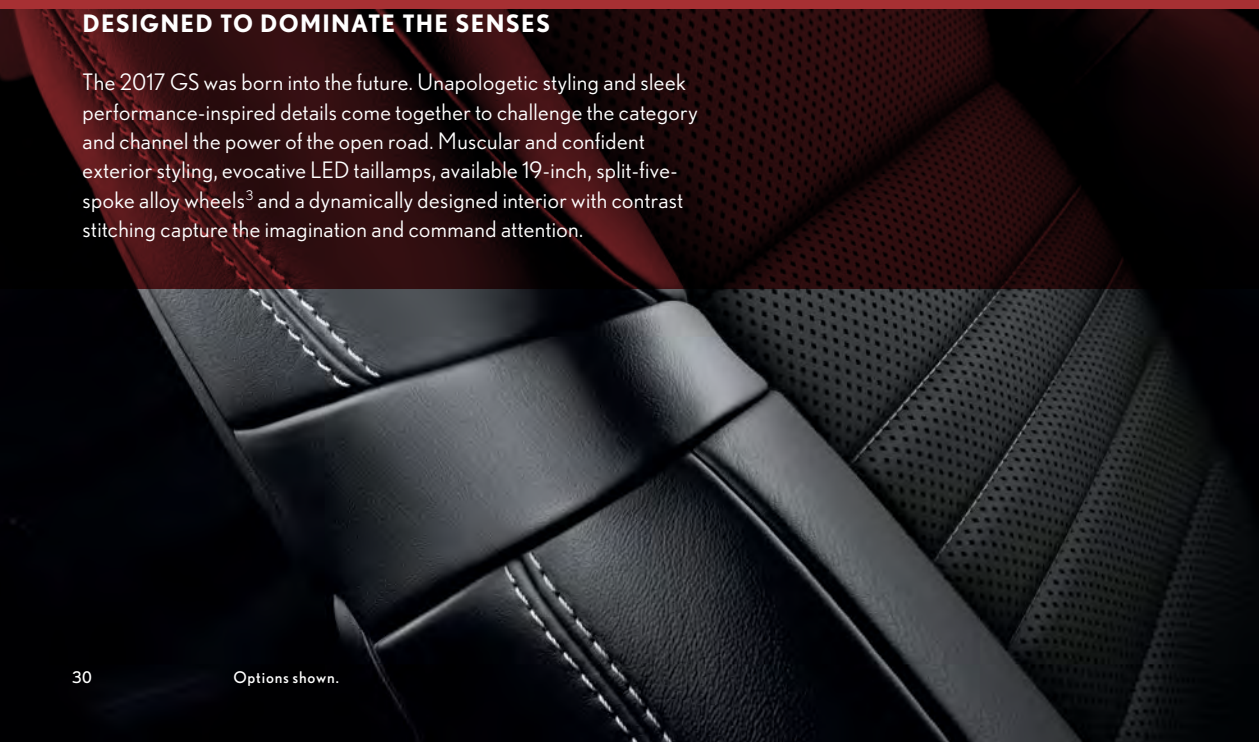


# THE ART OF THE CHASE



## DESIGNED TO DOMINATE THE SENSES

The 2017 GS was born into the future. Unapologetic styling and sleek performance-inspired details come together to challenge the category and channel the power of the open road. Muscular and confident exterior styling, evocative LED taillamps, available 19-inch, split-five-spoke alloy wheels<sup>3</sup> and a dynamically designed interior with contrast stitching capture the imagination and command attention.







#### COMMANDING ELEGANCE

An exceptionally quiet cabin, ample legroom and stunning interior craftsmanship—the 2017 GS casts a spell with absolute luxury. The available semi-aniline leather trim is more than just handsome. It's also hand-selected for superior quality. Unlike standard leathers with conventional surface dyes, this extremely soft leather is dyed all the way through to create a rich, lasting impression. Lexus craftsmen select only the highest grade of leather because even slight imperfections cannot be hidden during this painstaking process.

**DEP**  
DEALER ePROCESS





### 12.3-INCH MULTIMEDIA DISPLAY

Giving you the ability to see and do more, the available 12.3-inch high-resolution split-screen multimedia display provides immediate, simultaneous access to various systems, including Navigation<sup>7</sup> with a full-screen map, and audio or climate controls. The system also greets you with a customizable image when the ignition button is pressed. The available voice-activated Navigation System<sup>7</sup> offers up-to-date traffic and weather information,<sup>8</sup> 3-D city views, and simulated views of approaching highway junctions. In addition, it displays the current speed limit and can automatically identify nearby gas stations if you begin to run low on fuel.



### HEADS-UP DISPLAY

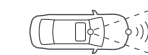
The available full-color Heads-Up Display can project key information like audio, speed, current gear and rpm onto the windshield. It can even project an ECO indicator to help you drive in the most fuel-efficient way possible. Display information can also be adjusted to different heights.

# INSTANT GRATIFICATION



### MULTI-INFORMATION DISPLAY

The full-color display within the gauge cluster allows you to quickly and easily read the data you need for optimum performance. In addition to basics like drive mode, shift position and odometer information, this on-dash display offers multimedia linkage so that you can view incoming calls, current song titles and more.



### LEXUS SAFETY SYSTEM+

Lexus Safety System+<sup>9</sup> is among the most comprehensive safety systems ever offered on a Lexus. Featuring a Pre-Collision System<sup>10</sup> with Pedestrian Detection,<sup>11</sup> All-Speed Dynamic Radar Cruise Control,<sup>12</sup> intelligent high-beam headlamps,<sup>13</sup> Lane Keep Assist,<sup>14</sup> and Lane Departure Alert<sup>15</sup> with Steering Assist, this integrated suite of advanced technology is designed to help pave the way to a world with fewer collisions and better-informed drivers.







**MARK LEVINSON® AUDIO**

The available 17-speaker, 835-watt Mark Levinson Premium Surround Sound Audio System<sup>16</sup> features patented, proprietary Clari-Fi™ technology that restores a clearer, crisper, wider and more dynamic sound to compressed digital music, rivaling even the finest home audio systems.







# THE NEXT LEVEL OF CONVENIENCE

Available Lexus Enform<sup>17</sup> elevates connected technology into a new era of concierge-level convenience. From emergency assistance to a live destination specialist and more, our premium suite of connected technology offers peace of mind with every drive.



## SAFETY CONNECT

Whether you're involved in an accident, your vehicle is stolen, or the unexpected occurs, assistance can be sent directly to your vehicle's GPS location.<sup>18</sup>



## SERVICE CONNECT

Keeping up with your vehicle's health has never been easier. Get updates on everything from fuel level and mileage, to maintenance alerts and more via e-mail or the mobile app.<sup>19</sup>



## REMOTE

The Lexus Enform Remote<sup>20</sup> mobile app helps you lock and unlock doors, start the engine, resume climate settings, find your vehicle in a parking lot and monitor guest drivers.



## DESTINATIONS

Get directions and destinations delivered by a real person with 24-hour, en-route navigation assistance.<sup>17</sup>



## APP SUITE

Search local listings, stream music, place restaurant reservations, buy movie tickets and more—all from the center console.<sup>17</sup>





GS TURBO / GS TURBO F SPORT

241

HP<sup>1</sup>

IN-LINE 4

2.0-LITER TURBO-CHARGED ENGINE

RWD

STANDARD

8-SPEED

SPORT DIRECT-SHIFT AUTOMATIC TRANSMISSION



22/21 CTY EST. MPG<sup>2</sup>

32/30 HWY EST. MPG<sup>2</sup>

26/24 CMB EST. MPG<sup>2</sup>

GS TURBO / GS TURBO F SPORT

GS 350 / GS 350 F SPORT

311

HP<sup>1</sup>

V6

3.5-LITER ENGINE

RWD

STANDARD

8-SPEED

SPORT DIRECT-SHIFT AUTOMATIC TRANSMISSION



20/19 CTY EST. MPG<sup>2</sup>

28/27 HWY EST. MPG<sup>2</sup>

23/22 CMB EST. MPG<sup>2</sup>

GS 350 / GS 350 F SPORT

FUEL ECONOMY CITY/HIGHWAY/COMBINED RATINGS<sup>2</sup>

AWD

AVAILABLE

6-SPEED

PADDLE-SHIFT AUTOMATIC TRANSMISSION



19 CTY EST. MPG<sup>2</sup>

26 HWY EST. MPG<sup>2</sup>

22 CMB EST. MPG<sup>2</sup>

GS 350 / GS 350 F SPORT

GS 450h / GS 450h F SPORT

338

TOTAL SYSTEM HP<sup>1</sup>

V6

3.5-LITER ENGINE + LEXUS HYBRID DRIVE

RWD

STANDARD

ECVT

PADDLE-SHIFT ELECTRONICALLY CONTROLLED CONTINUOUSLY VARIABLE TRANSMISSION



29 CTY EST. MPG<sup>2</sup>

34 HWY EST. MPG<sup>2</sup>

31 CMB EST. MPG<sup>2</sup>

GS 450h / GS 450h F SPORT

OVERALL LENGTH 192.1 IN / WHEELBASE 112.2 IN / WIDTH 72.4 IN (MIRRORS FOLDED) / HEIGHT 57.3 IN (RWD) 57.9 IN (AWD)

DIMENSIONS

# STANDARD ON EVERY GS

- SmartAccess<sup>21,22</sup> with push-button Start/Stop
- Dual-zone automatic climate control with interior air filter and smog sensor
- Power tilt-and-telescopic steering column
- Lexus Memory System for driver's seat
- Power moonroof
- Electrochromic (auto-dimming) mirrors and power-folding outside mirrors
- Lexus 12-speaker Premium Sound System
- Lexus Display<sup>23</sup> Audio
- 10-way power-adjustable front seats
- Drive Mode Select
- Remote Touch<sup>23</sup>
- Subscription-free Traffic and Weather updates<sup>8</sup> via HD Radio<sup>TM8</sup>
- Bluetooth<sup>®24</sup> and USB smartphone connectivity
- Backup camera<sup>25</sup>
- Siri<sup>®</sup> Eyes Free<sup>26</sup>
- Lexus Safety System<sup>+</sup>9 including Pre-Collision System (PCS)<sup>10</sup> with Pedestrian Detection,<sup>11</sup> All-Speed Dynamic Radar Cruise Control,<sup>12</sup> intelligent high-beam headlamps,<sup>13</sup> Lane Keep Assist,<sup>14</sup> and Lane Departure Alert<sup>15</sup> with Steering Assist
- Lexus Enform Safety Connect,<sup>18</sup> Service Connect<sup>19</sup> and Remote<sup>20</sup> app. Complimentary for the first year of ownership
- LED headlamps and LED daytime running lights (DRL)
- Complimentary maintenance services (please refer to the *Warranty and Services Guide* for details)

- Premium Triple-Beam LED headlamps
- Adaptive Front Lighting System<sup>27</sup> (GS 350)
- Intuitive Parking Assist<sup>28</sup>
- Power open/close trunk
- Heated steering wheel

- Mark Levinson Premium Surround Sound Audio System
- Heads-Up Display
- Orange brake calipers (GS F SPORT RWD, GS F SPORT)
- Lexus Dynamic Handling with Dynamic Rear Steering (GS 350 F SPORT RWD, standard on GS F SPORT)
- TORSEN<sup>®</sup> limited-slip differential<sup>4</sup> (GS 350 F SPORT RWD)

# INDIVIDUAL OPTIONS

## DELIVERY AND TECHNOLOGY SPECIALISTS

To help you get the most out of these and other Lexus features, a Vehicle Delivery Specialist will walk you through nearly every setting and function you desire. And to answer questions that arise after delivery, a Vehicle Technology Specialist can offer expert guidance in person or without you ever leaving the driveway via camera-enabled iPad<sup>®29</sup> apps like FaceTime.<sup>®30</sup> Learn more about these complimentary services at [lexus.com/specialists](http://lexus.com/specialists).





# PACKAGES

**PREMIUM PACKAGE** (Available on GS Turbo and GS 350 AWD, standard on GS 350 RWD and GS 450h)

Leather-trimmed interior (GS 350 AWD)

- A Power rear sunshade
- B Heated front seats (standard on GS 350 AWD)
- Ventilated front seats
- Rain-sensing wipers

**LUXURY PACKAGE** (Available on GS 350)

Includes Premium Package, plus:

- Drive Mode Select adds Sport S/S+ modes
- Adaptive Variable Suspension (AVS)
- 19-inch split-five-spoke alloy wheels<sup>3</sup>

- C Embossed-stitch, perforated semi-aniline leather-trimmed interior
- Gray Sapele wood with Aluminum interior trim
- Heated wood- and leather-trimmed steering wheel
- Heated rear seats
- 18-way power-adjustable front seats with butterfly headrests
- Lexus Memory System for front passenger seat
- D Three-zone automatic climate control
- Rear-door and power rear-window sunshades

**NAVIGATION PACKAGE**

Navigation System<sup>7</sup> with Lexus Enform App Suite<sup>17</sup>

- E 12.3-inch high-resolution split-screen multimedia display
- Voice command
- Lexus Enform Destinations.<sup>17</sup> Complimentary for the first year of ownership

**COLD WEATHER PACKAGE** (Available on GS 350 AWD)

- Headlamp washers
- Windshield wiper de-icer
- Water-repellent front-door glass

F **F SPORT**

Includes Premium Package, plus:

- Drive Mode Select adds Sport S/S+ modes
- 19-inch split-five-spoke alloy wheels<sup>3</sup> with Dark Graphite finish
- F SPORT-tuned Adaptive Variable Suspension (AVS)
- Variable Gear-Ratio Steering (VGRS) (GS 350 RWD, GS 450h)
- 14.0-inch, two-piece front brake rotors with monoblock four-piston calipers (RWD)
- LFA-inspired instrumentation
- F SPORT front seats with enhanced bolsters
- 16-way power-adjustable driver's seat
- F SPORT interior details including black headliner, Nagura Aluminum trim and aluminum sport pedals
- F SPORT exterior styling including unique front bumper, upper and lower grille inserts, rear valance and rear spoiler

# WHEELS

17-in

NINE-SPOKE ALLOY WHEELS<sup>3</sup>

STANDARD GS TURBO



18-in

FIVE-SPOKE ALLOY WHEELS<sup>3</sup>

AVAILABLE GS TURBO  
STANDARD GS 350, GS 450h



19-in

SPLIT-FIVE-SPOKE ALLOY WHEELS<sup>3</sup>

STANDARD LUXURY PACKAGE



19-in

F SPORT SPLIT-FIVE-SPOKE ALLOY WHEELS<sup>3</sup>

STANDARD GS F SPORT



# ACCESSORIES

G **REAR LIP SPOILER**

Enhance the bold aerodynamic presence of your vehicle with a trunk-mounted lip spoiler color-keyed to precisely match your vehicle.

H **ILLUMINATED DOOR SILLS**

Heighten the thrill of stepping into your Lexus with illuminated door sills for the driver and front passenger doors.

I **CARPET TRUNK MAT**

Keep your trunk looking like new.


J **ALL-WEATHER FLOOR MATS<sup>31</sup>**

Durable channels help keep moisture, dirt and debris from marring the carpet.

K **GLASS BREAKAGE SENSOR**

Wrap your Lexus in a force field of security. The Lexus glass breakage sensor helps deter theft.

For a complete list of Genuine Lexus Accessories, visit [lexus.com/GS/accessories](http://lexus.com/GS/accessories)









WARRANTY Four-year/50,000-mile Lexus Limited Warranty. Six-year/70,000-mile Powertrain Warranty. Six-year/unlimited-mileage Corrosion Perforation Warranty. Eight-year/100,000-mile Hybrid System Warranty. All warranties with zero deductible. See the *GS Warranty and Services Guide* at your Lexus dealer for details.

DISCLOSURES **1.** Ratings achieved using the required premium unleaded gasoline with an octane rating of 91 or higher. If premium fuel is not used, performance will decrease. **2.** Preliminary mileage estimates determined by Lexus. EPA mileage estimates not available at time of publishing. Actual mileage will vary. **3.** 17-, 18- or 19-in performance tires are expected to experience greater tire wear than conventional tires. Tire life may be substantially less than 20,000 miles (17-in) or 15,000 miles (18-in or 19-in), depending upon driving conditions. **4.** TORSEN® is a registered trademark of Zexel Torsen, Inc. **5.** Ultrasonic Blue Mica 2.0 available for an additional charge. **6.** Performance figures are for comparison only and were obtained with prototype vehicles by professional drivers using special safety equipment and procedures. Do not attempt. **7.** Be sure to obey traffic regulations and maintain awareness of road and traffic conditions at all times. Availability & accuracy of the information provided by the Navigation System is dependent upon many factors. Use common sense when relying on information provided. Services & programming subject to change. Services not available in every city or roadway. Updates may be available from your dealer at an additional cost. See *Owner's Manual* for details. **8.** HD Radio™ Technology manufactured under license from iBiquity Digital Corporation U.S. and Foreign Patents. HD Radio™ and the HD, HD Radio, and "Arc" logos are proprietary trademarks of iBiquity Digital Corp. **9.** Drivers should always be responsible for their own safe driving. Please always pay attention to your surroundings and drive safely. Depending on the conditions of roads, vehicles, weather, etc., the system(s) may not work as intended. See *Owner's Manual* for details. **10.** The Lexus Safety System+ Pre-Collision System is designed to help avoid or reduce the crash speed and damage in certain frontal collisions only. It is not a substitute for safe and attentive driving. System effectiveness depends on many factors, such as speed, driver input and road conditions. See *Owner's Manual* for details. **11.** The Pedestrian Detection System is designed to detect a pedestrian ahead of the vehicle, determine if impact is imminent and help reduce impact speed. It is not a substitute for safe and attentive driving. System effectiveness depends on many factors, such as speed, size and position of pedestrians, driver input and weather, light and road conditions. See *Owner's Manual* for details. **12.** Dynamic Radar Cruise Control is designed to assist the driver and is not a substitute for safe and attentive driving practices. System effectiveness depends on many factors, such as weather, traffic and road conditions. See *Owner's Manual* for details. **13.** Intelligent high beams operate at speeds above 21 mph. Factors such as dirty windshield, weather, lighting & terrain limit effectiveness, requiring driver to manually operate the high beams. See *Owner's Manual* for details. **14.** Lane Keep Assist is designed to read lane markers under certain conditions. It provides a visual and audible alert and slight steering force when lane departure is detected. It is not a collision-avoidance system or a substitute for safe and attentive driving. Effectiveness depends on many factors. See *Owner's Manual* for details. **15.** Lane Departure Alert with Steering Assist is designed to read lane markers under certain conditions. It provides a visual and audible alert and slight steering force when lane departure is detected. It is not a collision-avoidance system or a substitute for safe and attentive driving. Effectiveness depends on many factors. See *Owner's Manual* for details. **16.** Mark Levinson® is a registered trademark of Harman International Industries, Inc. **17.** Be sure to obey traffic regulations and maintain awareness of road and traffic conditions at all times. Apps/services vary by phone/carrier; functionality depends on many factors. Select apps use large amounts of data; you are responsible for charges. Apps & services subject to change. See [lexus.com/enform](http://lexus.com/enform) for details. **18.** Contact with the response center may not be available in all areas. Service Agreements required. A variety of subscription terms available; charges will vary. **19.** Information provided is based on the last time data was collected from the vehicle and may not be up to date. System functionality depends on vehicle connectivity. **20.** Use only if aware of circumstances surrounding the vehicle, and it is legal & safe to do so (e.g., car uncovered in open area, no people or pets in or nearby). If vehicle has not been driven for over a week, services will not be available until next time vehicle is started. Functionality depends on many factors, such as vehicle and smartphone connectivity. See usage precautions, service limitations & *Owner's Manual*. Data charges may apply. Registration, app download are required. Must have an active Safety Connect subscription. Annual fee required after 1-year trial. **21.** The SmartAccess system may interfere with some pacemakers or cardiac defibrillators. If you have one of these medical devices, please talk to your doctor to see if you should deactivate this system. **22.** The engine immobilizer is a state-of-the-art anti-theft system. When you insert your key into the ignition switch or bring a SmartAccess fob into the vehicle, the key transmits an electronic code to the vehicle. The engine will only start if the code in the transponder chip inside the key/fob matches the code in the vehicle's immobilizer. Because the transponder chip is embedded in the key/fob, it can be costly to replace. If you lose a key or fob, your Lexus dealer can help. Alternatively, you can find a qualified independent locksmith to perform high-security key services by consulting your local *Yellow Pages* or by contacting [www.aloa.org](http://www.aloa.org). **23.** Be sure to obey traffic regulations and maintain awareness of road and traffic conditions. **24.** Concentrating on the road should always be your first priority while driving. Do not use the hands-free phone system if it will distract you. The Bluetooth® word mark and logos are registered trademarks owned by Bluetooth SIG, Inc. and any use of such marks by Lexus is under license. A compatible Bluetooth-enabled phone must first be paired. Phone performance depends on software, coverage & carrier. **25.** The backup camera does not provide a comprehensive view of the rear area of the vehicle. You should also look around outside your vehicle and use your mirrors to confirm rearward clearance. Environmental conditions may limit effectiveness and view may become obscured. See *Owner's Manual* for details. **26.** Always drive safely, obey traffic laws & focus on the road while driving. Siri® is available only on iPhone® 4s or later, iPad® w/Retina® display, iPad® mini, & iPod® touch (5th gen.) & requires Internet access. Siri® is not available in all languages or all areas & features vary by area. Some Siri® functionality & commands are not accessible in the vehicle. Data charges may apply. See [Apple.com](http://Apple.com) & phone carrier for details. Siri® is a registered trademark of Apple Inc. **27.** The Adaptive Front Lighting System helps improve vision at night. Situations such as dirty windshield, rapidly changing light conditions or hilly terrain will limit effectiveness, requiring the driver to manually turn off. See *Owner's Manual* for details. **28.** Do not rely exclusively on the Intuitive Parking Assist system. Always look over your shoulder and use your mirrors to confirm clearance. System effectiveness depends on many factors. See *Owner's Manual* for details. **29.** iPhone® and iPad® are registered trademarks of Apple Inc. All rights reserved. **30.** FaceTime® is a registered trademark of Apple Inc. All rights reserved. **31.** This floor mat was designed specifically for use in your model and model year vehicle and SHOULD NOT be used in any other vehicle. To avoid potential interference with pedal operation, each mat must be secured with its fasteners. Do not install a floor mat on top of an existing floor mat.

Lexus strives to build vehicles to match customer interest, and thus they typically are built with popular options and option packages. Not all options/packages are available separately, and some may not be available in all regions of the country. See [lexus.com](http://lexus.com) for information about options/packages commonly available in your area. If you would prefer a vehicle without any or with different options, contact your dealer to check for current availability or the possibility of placing a special order. Specifications, features, equipment, technical data, performance figures, options, and color and trim are based upon information available at time of printing, are subject to change without notice, and are for mainland U.S.A. vehicles only. Some vehicles shown with available equipment. See your Lexus dealer for details. Lexus reminds you to wear seatbelts, secure children in rear seat, obey all traffic laws and drive responsibly. For more information, call 800-USA-LEXUS (872-5398) or visit [lexus.com](http://lexus.com). To learn more about your financing options, contact your Lexus dealer or call Lexus Financial Services at 800-874-7050.

## GS TURBO

241

HP<sup>1</sup>  
2.0-LITER IN-LINE 4  
TURBOCHARGED ENGINE

## GS 350

311

HP<sup>1</sup>  
3.5-LITER V6 ENGINE

## GS 450h

338

TOTAL SYSTEM HP<sup>1</sup>  
3.5-LITER V6 ENGINE  
+ LEXUS HYBRID DRIVE

