



17LX

**DEP**  
DEALER ePROCESS



# INTRODUCING THE 2017 LX

## LX 570

The 2017 LX features a 5.7-liter naturally aspirated V8 engine that generates 383 horsepower<sup>1</sup> and comes loaded with Variable Valve Timing with intelligence, an advanced eight-speed paddle-shift transmission and Adaptive Variable Suspension. Full-time four-wheel drive, Variable Gear-Ratio Steering, a 7,000-lb towing capacity<sup>2,3</sup> and intelligent off-roading<sup>4</sup> technology complement a luxurious interior with third-row seating.





# DESIRE & CONQUER

Crafted to tame demanding terrain from remote off-road<sup>4</sup> vistas to black-tie premieres. This is the 2017 LX 570.



**DZP**  
DEALER ePROCESS



# CURBSIDE BEAUTY. BRUTE FORCE.

Engineered to embrace rugged terrain as easily as any gala, the LX features leading-edge performance technologies, including four-wheel Active Height Control, Crawl Control,<sup>5</sup> Multi-Terrain Select and more. Providing a refined approach to raw power, the LX also offers a show-stopping interior with peak Lexus craftsmanship, available heated and ventilated seating, and a 12.3-inch multimedia display. Combined with Lexus Safety System+<sup>6</sup> and available 21-inch wheels,<sup>7</sup> the LX does more than just blur the line between luxury and capability. It obliterates it.







Crawl Control<sup>5</sup> and Multi-Terrain Select help ensure that the LX offers a confident ride, even during challenging off-road<sup>4</sup> excursions. Choose from five different road condition modes to optimize the vehicle's traction, wheelspin and brake pressure, in accordance with the specific terrain.



LX shown in Atomic Silver.



**THE 2017 LEXUS FLAGSHIP SUV**

With a captivating, muscular body, premium technology and stunning interior details, reaching the top has never seemed so easy. Experience the freedom of a true flagship vehicle. Experience the 2017 Lexus LX.



**THRILL**







# SEEKER



LED daytime running lights are as daring as they are distinct, and the Premium Triple-Beam LED headlamps boldly announce every arrival.

LX shown in Black Onyx.



# POWER, TRAINED.

The ultimate status symbol is under the hood. Engineered with the largest engine of any Lexus vehicle, the 2017 LX boasts a robust, naturally aspirated 5.7-liter V8 that generates 383 horsepower<sup>1</sup> and comes loaded with 403 lb-ft of torque<sup>1</sup> at low RPM, an advanced eight-speed paddle-shift transmission and an impressive 7,000-lb towing capability<sup>2,3</sup> with Trailer Sway Control.<sup>3</sup> Make the morning commute a communion with the open road.







# INNER SANCTUM

Premium features—like the available Mark Levinson® 19-speaker Reference Surround Sound Audio System,<sup>9</sup> the full-color LCD multi-information display and an available color Heads-Up Display—make the LX more than an SUV. It's a sanctuary. Specially engineered to enhance the driver's control, comfort and visibility, the LX divides interior space into display and operating zones in order to accommodate a focused, seamless driving experience.







### MANIPULATE THE SENSES

Experience eight-seat supremacy with an expansive cabin space that's as versatile as it is elegant. Unwind and indulge with power-sliding second-row seating, a power-folding third row, available heated and ventilated front- and second-row seating, ambient LED lighting and ample cargo space.







# LUXE AT FIRST SIGHT

Brought to life by the *takumi*, or Lexus master craftsmen, the LX interior offers natural materials of extraordinary beauty. The available semi-aniline perforated leather trim is dyed all the way through, unlike leathers with conventional surface dyes, and requires a higher grade of leather since imperfections cannot be hidden.

Unlike anything else in the world, the available Linear Dark Mocha and Linear Espresso wood trim combine the organic feel of natural wood with a layered look that evokes modern art. The result of 67 steps of craftsmanship in 38 days, the steering wheel is formed from many layers of thinly cut wood, bonded together, then meticulously shaped and buffed to align with the look of the wood on the instrument panel.



**DEP**  
DEALER ePROCESS





# AGE OF ENLIGHTENMENT

Experience entertainment that envelops with the available Mark Levinson audio system and 11.6-inch dual-screen Rear-Seat Entertainment System.<sup>10</sup> The 19-speaker, 7.1-channel Mark Levinson Reference Surround Sound Audio System provides enough clarity for listeners to identify the spatial position of each instrument at play. Ideal for road trips, the available dual-screen Rear-Seat Entertainment System<sup>10</sup> enables two video sources to be viewed at the same time on LCD screens behind the front headrests.

The LX also offers convenience on command with premium navigation and safety technologies. The 12.3-inch high-resolution split-screen multimedia display provides immediate, simultaneous access to audio or climate controls and navigation. Moving to the gauge cluster, the full-color LCD multi-information display provides performance data and multimedia linkage for incoming calls, current song titles and more. Additionally, the available full-color Heads-Up Display can project audio, speed and turn-by-turn navigation onto the windshield. The Panoramic View Monitor<sup>11</sup> employs four high-resolution cameras to provide a bird's-eye view of the vehicle's near environment.







**DEP**  
DEALER ePROCESS





# THE NEXT LEVEL OF CONVENIENCE

Available Lexus Enform<sup>12</sup> elevates connected technology into a new era of concierge-level convenience. From emergency assistance to a live destination specialist and more, our premium suite of connected technology offers peace of mind with every drive.



## SAFETY CONNECT

Whether you're involved in an accident, your vehicle is stolen, or the unexpected occurs, assistance can be sent directly to your vehicle's GPS location.<sup>13</sup>



## SERVICE CONNECT

Keeping up with your vehicle's health has never been easier. Get updates on everything from fuel level and mileage, to maintenance alerts and more via e-mail or the mobile app.<sup>14</sup>



## REMOTE

The Lexus Enform Remote<sup>15</sup> mobile app helps you lock and unlock doors, start the engine, resume climate settings, find your vehicle in a parking lot and monitor guest drivers.



## DESTINATIONS

Get directions and destinations delivered by a real person with 24-hour, en-route navigation assistance.<sup>12</sup>



## APP SUITE

Search local listings, stream music, place restaurant reservations, buy movie tickets and more—all from the center console.<sup>12</sup>





# SAFETY, STREAMLINED.

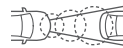
## LEXUS SAFETY SYSTEM+<sup>6</sup>

Lexus Safety System+<sup>6</sup> is an integrated suite of advanced technologies designed to work together in order to pave the way to a world with fewer collisions and better-informed drivers.



### PRE-COLLISION SYSTEM WITH PEDESTRIAN DETECTION

The Pre-Collision System (PCS)<sup>16</sup> with Pedestrian Detection<sup>17</sup> is engineered to detect vehicles in the path of your Lexus under certain conditions. Should the system detect a pedestrian or determine a frontal collision is imminent, it's designed to automatically prepare Brake Assist<sup>18</sup> for increased brake force, is able to automatically begin braking before impact, and can even brake the LX to a stop.



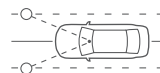
### ALL-SPEED DYNAMIC RADAR CRUISE CONTROL

To help you maintain a preset following distance from the vehicle ahead, All-Speed Dynamic Radar Cruise Control<sup>19</sup> uses radar technology to sense the speed of any vehicles in front of you. If you get too close to the vehicle ahead, it can automatically reduce the speed of your Lexus—even to a complete stop. And, as soon as the road ahead clears, the vehicle returns to its preset speed.



### INTELLIGENT HIGH-BEAM HEADLAMPS

To help provide added visibility for you as well as other drivers on the road, intelligent high-beam headlamps<sup>20</sup> offer added illumination when the road ahead is clear and temporarily switch to low-beam when they sense another vehicle ahead.



### LANE DEPARTURE ALERT

Lane Departure Alert<sup>21</sup> uses a camera to monitor visible lane markings, and is designed to warn you if you are drifting so that you can steer back into the lane.





**THE PINNACLE OF TECHNOLOGY  
AND CAPABILITY**

The LX has made a name for itself on the desert race circuit by owning races like the notorious Mint 400. Using stock suspension arms, a standard fuel system and a largely stock engine, the LX has crawled up rock faces, powered through silt beds and persevered through the most grueling races in the world to take the crown nearly a dozen times across the off-road<sup>4</sup> circuit.

Now is your chance to take this raw power on the road with the 2017 LX. From the driver-centric cockpit with enhanced visibility technologies to the classically styled gauges for optimal, focused performance, the LX demands attention across the most demanding terrain.



# COMMAND. CONTROL.



# CONQUER.







LX shown in Atomic Silver. // Options shown.





**FULL-TIME FOUR-WHEEL DRIVE  
WITH ACTIVE TRACTION CONTROL**

The TORSEN<sup>®</sup> torque-sensing limited-slip center differential<sup>22</sup> with electronic differential lock efficiently distributes engine power between the front and rear axles, optimizing traction in a wide variety of conditions. Four-wheel Active Traction Control helps keep you securely on the road by using sensors to detect the onset of wheel slippage and automatically applies the brake to the slipping wheel. In addition, power is automatically shifted to the wheels with the most traction.







#### OFF-ROAD<sup>4</sup> DOMINATION

Activated with the press of a button, Crawl Control<sup>5</sup> is designed to automatically maintain an optimal slow and steady pace over challenging terrain. A Turn Assist feature can also tighten your turning circle by adding brake force to the inside rear wheel.

To help you handle off-road<sup>4</sup> terrain with confidence, you'll appreciate Multi-Terrain Select and a manual locking center differential. The Active Height Control system and Adaptive Variable Suspension system combine to automatically raise the vehicle's height by up to three inches and allow greater wheel articulation to better accommodate rough conditions.





LX 570

383

HP<sup>1</sup>

5.7

LITER

V8

ENGINE

403

LB-FT TORQUE<sup>1</sup>

7,000

LB TOWING CAPACITY<sup>2,3</sup>

8

PASSENGER SEATING

8.9

INCH GROUND CLEARANCE

4WD

STANDARD

0-60  
7.3s<sup>1,2,3</sup>

8-SPEED

AUTOMATIC TRANSMISSION  
WITH PADDLE SHIFTERS

13 CTY  
EST. MPG<sup>24</sup>

18 HWY  
EST. MPG<sup>24</sup>

15 CMB  
EST. MPG<sup>24</sup>

FUEL ECONOMY  
CITY/HIGHWAY/COMBINED  
RATINGS<sup>24</sup>

OVERALL LENGTH 200.0 IN  
WHEELBASE 112.2 IN / WIDTH  
78.0 IN (MIRRORS FOLDED)  
HEIGHT 75.2 IN

DIMENSIONS





# STANDARD ON EVERY LX

- A Premium Triple-Beam LED headlamps
- B Power moonroof
- C Power tilt-and-telescopic steering column
- D Adaptive Variable Suspension (AVS) with Active Height Control (X-AHC) and Crawl Control<sup>5</sup> with Turn Assist
- E Power-folding, 50/50-split third-row seat
- F Running boards with integrated courtesy lights
- G Navigation System<sup>25</sup> with 12.3-in color LCD multimedia display

Lexus Safety System+<sup>6</sup> including Pre-Collision System<sup>16</sup> with Pedestrian Detection,<sup>17</sup> All-Speed Dynamic Radar Cruise Control,<sup>19</sup> Lane Departure Alert<sup>21</sup> and intelligent high-beam headlamps<sup>20</sup>

Blind Spot Monitor<sup>26</sup> with Rear Cross-Traffic Alert<sup>27</sup>

10 airbags<sup>28</sup>

Panoramic View<sup>11</sup> and Multi-Terrain Monitors<sup>29</sup>

Intuitive Parking Assist<sup>30</sup>

Power rear door

Bluetooth<sup>®31</sup> and USB smartphone connectivity

Lexus Enform App Suite<sup>12</sup>

Subscription-free Traffic and Weather updates<sup>32</sup> via HD Radio<sup>TM32</sup>

Lexus Enform Safety Connect,<sup>13</sup> Service Connect<sup>14</sup> and Remote<sup>15</sup> app. Complimentary for the first year of ownership

Leather-trimmed interior

Lexus Memory System to control power driver's seat (except lumbar), outside mirrors and steering wheel

14-way driver's (including dual-function lumbar and cushion extender) and 12-way front passenger's (including lumbar) heated power seats

Power-sliding, 60/40-split middle-row seat with 40/20/40-split seatback

Four-zone automatic climate control with interior air filter, smog sensor and automatic recirculation mode

Lexus nine-speaker Premium Sound System

HomeLink<sup>®</sup> universal transceiver to operate compatible garage, gate, home lighting and home security systems

SmartAccess<sup>33,34</sup> with push-button Start/Stop

Electrochromic (auto-dimming) inside and outside mirrors

120V AC power outlet in cargo area

Roof rack with rails<sup>35,36</sup>

Integrated tow hitch receiver<sup>2,3</sup>

Complimentary maintenance services (please refer to the *Warranty and Services Guide* for details)

# PACKAGES

## LUXURY PACKAGE

Semi-aniline leather-trimmed interior

Heated and ventilated front- and second-row seats

Four-zone Climate Concierge

# INDIVIDUAL OPTIONS

Color Heads-Up Display

Mark Levinson 19-speaker, 450-watt Reference Surround Sound Audio System

Qi-compatible<sup>37</sup> wireless device charger

Cool box

Heated wood- and leather-trimmed steering wheel

H Rear-Seat Entertainment System (RSES)<sup>10</sup> with dual 11.6-in displays and HDMI input

# WHEELS

20-in MESH ALLOY WHEELS<sup>7</sup> WITH DARK GRAY AND MACHINED FINISH STANDARD



21-in SPLIT-10-SPOKE ALLOY WHEELS<sup>7</sup> WITH DARK GRAY AND MACHINED FINISH AVAILABLE



# ACCESSORIES

I Roof rail cross bars<sup>35,36</sup>

J All-weather floor mats<sup>38</sup> with cargo tray

All-weather floor liners<sup>38</sup> with cargo tray

Paint protection film by 3M<sup>TM39</sup>

Glass breakage sensor

Cargo net<sup>40</sup>

Carpet cargo mat


For a complete list of Genuine Lexus Accessories, visit [lexus.com/LX/accessories](http://lexus.com/LX/accessories)

## DELIVERY AND TECHNOLOGY SPECIALISTS

To help you get the most out of these and other Lexus features, a Vehicle Delivery Specialist will walk you through nearly every setting and function you desire. And to answer questions that arise after delivery, a Vehicle Technology Specialist can offer expert guidance in person or without you ever leaving the driveway via camera-enabled iPad<sup>®41</sup> apps like FaceTime.<sup>®42</sup> Learn more about these complimentary services at [lexus.com/specialists](http://lexus.com/specialists).







BLACK LEATHER AND SEMI-ANILINE LEATHER\*

PARCHMENT LEATHER AND SEMI-ANILINE LEATHER\*

CABERNET SEMI-ANILINE LEATHER\*

LINEAR ESPRESSO WOOD

LINEAR DARK MOCHA WOOD

OPEN-PORE BROWN WALNUT\*

DARK BROWN WALNUT

BLACK LEATHER	•			
BLACK SEMI-ANILINE LEATHER*			•	
PARCHMENT LEATHER		•		
PARCHMENT SEMI-ANILINE LEATHER*			•	
CABERNET SEMI-ANILINE LEATHER*	•			



STARFIRE PEARL

ATOMIC SILVER

NEBULA GRAY PEARL

BLACK ONYX

SATIN CASHMERE METALLIC

NIGHTFALL MICA

•	•	•	•	•	•
•	•	•	•	•	•
•	•	•	•	•	•
•	•	•	•	•	•
•	•	•	•	•	•

# INTERIOR & TRIM



\*Available



WARRANTY Four-year/50,000-mile Lexus Limited Warranty. Six-year/70,000-mile Powertrain Warranty. Six-year/unlimited-mileage Corrosion Perforation Warranty. All warranties with zero deductible. See the *LX Warranty and Services Guide* at your Lexus dealer for details.

**DISCLOSURES** **1.** Ratings achieved using the required premium unleaded gasoline with an octane rating of 91 or higher. If premium fuel is not used, performance will decrease. **2.** Please consult your Lexus dealer or *Owner's Manual* for towing and load specifications. **3.** Before towing, confirm your vehicle and trailer are compatible, hooked up properly and you have any necessary additional equipment. If gross trailer weight is above 5,000 lb (2,268 kg), it is necessary to use a weight-distributing hitch with sufficient capacity. Do not exceed any Weight Ratings and follow all instructions and cautions from your trailer-hitch manufacturer and vehicle *Owner's Manual*. The maximum amount you can tow depends on the total weight of any cargo, occupants and available equipment. Calculated with the new SAE J2807 method. **4.** The LX 570 is designed to meet most off-road driving requirements. Abusive use may result in bodily harm or damage. Lexus encourages responsible operation to help protect you, your vehicle and the environment. Seatbelts should be worn at all times. Do not allow passengers to ride in cargo area. Tow hitch receivers/ball mount kits are not intended to provide crash protection. **5.** Crawl Control is designed for driving on difficult terrain at low speeds. It assists the driver by controlling acceleration and braking, allowing the driver to focus on steering. The LX 570 is designed to meet off-road driving requirements, but off-roading is inherently dangerous. Always wear seatbelts. See *Owner's Manual* for details. **6.** Drivers should always be responsible for their own safe driving. Please always pay attention to your surroundings and drive safely. Depending on the conditions of roads, vehicles, weather, etc., the system(s) may not work as intended. See *Owner's Manual* for details. **7.** 20- or 21-inch performance tires are expected to experience greater tire wear than conventional tires. Tire life may be substantially less than 20,000 miles, depending upon tire used and driving conditions. **8.** Trailer Sway Control (TSC) is an electronic system designed to help the driver maintain vehicle control under adverse conditions. It is not a substitute for safe driving practices. Factors including speed, road conditions and driver steering input can all affect whether TSC will be effective in preventing a loss of control. See *Owner's Manual* for details. **9.** Mark Levinson® is a registered trademark of Harman International Industries, Inc. **10.** A single-disc DVD player is included. A separate DVD player or game system utilizing the center console's video/audio inputs is required in order to use the split-screen function of the dual-screen system. **11.** The Panoramic View Monitor does not provide a comprehensive view of the area surrounding the vehicle. You should also look around outside your vehicle and use your mirrors to confirm surrounding clearance. Environmental conditions may limit effectiveness and view may become obscured. See *Owner's Manual* for details. **12.** Be sure to obey traffic regulations and maintain awareness of road and traffic conditions at all times. Apps/services vary by phone/carrier; functionality depends on many factors. Select apps use large amounts of data; you are responsible for charges. Apps & services subject to change. See [lexus.com/enform](http://lexus.com/enform) for details. **13.** Contact with the response center may not be available in all areas. Service Agreements required. A variety of subscription terms available; charges will vary. See [lexus.com](http://lexus.com) for details. **14.** Information provided is based on the last time data was collected from the vehicle and may not be up to date. System functionality depends on vehicle connectivity. **15.** Use only if aware of circumstances surrounding the vehicle, and it is legal & safe to do so (e.g., car uncovered in open area, no people or pets in or nearby). If vehicle has not been driven for over a week, services will not be available until next time vehicle is started. Functionality depends on many factors, such as vehicle and smartphone connectivity. See usage precautions, service limitations & *Owner's Manual*. Data charges may apply. Registration, app download are required. Must have an active Safety Connect subscription. Annual fee required after 1-year trial. **16.** The Lexus Safety System+ Pre-Collision System is designed to help avoid or reduce the crash speed and damage in certain frontal collisions only. It is not a substitute for safe and attentive driving. System effectiveness depends on many factors, such as speed, driver input and road conditions. See *Owner's Manual* for details. **17.** The Pedestrian Detection System is designed to detect a pedestrian ahead of the vehicle, determine if impact is imminent and help reduce impact speed. It is not a substitute for safe and attentive driving. System effectiveness depends on many factors, such as speed, size and position of pedestrians, driver input and weather, light and road conditions. See *Owner's Manual* for details. **18.** Brake Assist is designed to help the driver take full advantage of the benefits of ABS. It is not a substitute for safe driving practices. Braking effectiveness also depends on proper brake-system maintenance, tire and road conditions. See *Owner's Manual* for details. **19.** Dynamic Radar Cruise Control is designed to assist the driver and is not a substitute for safe and attentive driving practices. System effectiveness depends on many factors, such as weather, traffic and road conditions. See *Owner's Manual* for details. **20.** Intelligent high beams operate at speeds above 21 mph. Factors such as dirty windshield, weather, lighting & terrain limit effectiveness requiring driver to manually operate the high beams. See *Owner's Manual* for details. **21.** Lane Departure Alert with Steering Assist is designed to read lane markers under certain conditions. It provides a visual and audible alert and slight steering force when lane departure is detected. It is not a collision-avoidance system or a substitute for safe and attentive driving. Effectiveness depends on many factors. See *Owner's Manual* for details. **22.** TORSEN® is a registered trademark of Zexel Torsen, Inc. **23.** Performance figures are for comparison only and were obtained with prototype vehicles by professional drivers using special safety equipment and procedures. Do not attempt. **24.** Preliminary mileage estimates determined by Lexus. EPA mileage estimates not available at time of publishing. Actual mileage will vary. **25.** Be sure to obey traffic regulations and maintain awareness of road and traffic conditions at all times. Availability & accuracy of the information provided by the Navigation System is dependent upon many factors. Use common sense when relying on information provided. Services & programming subject to change. Services not available in every city or roadway. Updates may be available from your dealer at an additional cost. See *Owner's Manual* for details. **26.** Do not rely exclusively on the Blind Spot Monitor. Always look over your shoulder and use your turn signal. There are limitations to the function, detection, range and clarity of the monitor. See *Owner's Manual* for details. **27.** Do not rely exclusively on the Rear Cross-Traffic Alert system. Always look over your shoulder and use your mirrors to confirm rear clearance. There are limitations to the function, detection, range and clarity of the system. See *Owner's Manual* for details. **28.** All the airbag systems are Supplemental Restraint Systems. All airbags (if installed) are designed to inflate only under certain conditions and in certain types of severe collisions: Typically, frontal and knee airbags inflate in frontal collisions; side torso and side curtain airbags inflate in side collisions; and Roll-Sensing Curtain Airbags inflate at a severe roll angle or roll rate. To decrease the risk of injury from an inflating airbag, always wear seatbelts, sit upright in the middle of the seat as far back as possible and do not lean against the door. Do not put objects in front of an airbag or around the seatback. Do not use a rearward-facing child seat in any front passenger seat. The force of an inflating airbag may cause serious injury or death. See *Owner's Manual* for further information/warnings. **29.** The Multi-Terrain Monitor does not provide a comprehensive view of the area surrounding the vehicle. You should also look around outside your vehicle and use your mirrors to confirm surrounding clearance. Environmental conditions may limit effectiveness and view may become obscured. See *Owner's Manual* for details. **30.** Do not rely exclusively on the Intuitive Parking Assist system. Always look over your shoulder and use your mirrors to confirm clearance. System effectiveness depends on many factors. See *Owner's Manual* for details. **31.** Concentrating on the road should always be your first priority while driving. Do not use the hands-free phone system if it will distract you. The Bluetooth® word mark and logos are registered trademarks owned by Bluetooth SIG, Inc. and any use of such marks by Lexus is under license. A compatible Bluetooth-enabled phone must first be paired. Phone performance depends on software, coverage & carrier. **32.** HD Radio™ Technology manufactured under license from iBiquity Digital Corporation U.S. and Foreign Patents. HD Radio™ and the HD, HD Radio, and "Arc" logos are proprietary trademarks of iBiquity Digital Corp. **33.** The SmartAccess system may interfere with some pacemakers or cardiac defibrillators. If you have one of these medical devices, please talk to your doctor to see if you should deactivate this system. **34.** The engine immobilizer is a state-of-the-art anti-theft system. When you insert your key into the ignition switch or bring a SmartAccess fob into the vehicle, the key transmits an electronic code to the vehicle. The engine will only start if the code in the transponder chip inside the key/fob matches the code in the vehicle's immobilizer. Because the transponder chip is embedded in the key/fob, it can be costly to replace. If you lose a key or fob, your Lexus dealer can help. Alternatively, you can find a qualified independent locksmith to perform high-security key services by consulting your local *Yellow Pages* or by contacting [www.aloa.org](http://www.aloa.org). **35.** Roof rack with rails not recommended for luggage. **36.** Roof rack capacity is 176 lb. See *Owner's Manual* for details. **37.** Qi wireless charging may not be compatible with all mobile phones, MP3/WMA players and like models. When using the system, avoid placing metal objects between the wireless charger & mobile device while charging. Doing so may cause metal objects to become hot and cause burns. **38.** This floor mat was designed specifically for use in your model and model year vehicle and SHOULD NOT be used in any other vehicle. To avoid potential interference with pedal operation, each mat must be secured with its fasteners. Do not install a floor mat on top of an existing floor mat. **39.** Genuine Lexus Paint Protection Film is designed for specific sections of the hood, front fenders and side mirror housings. It can also be applied to select portions of the front bumper for an additional charge. Lexus Genuine Accessory Warranty will only apply when the installation is performed by a trained Lexus-approved installer. See Lexus dealer for details. **40.** Cargo and load capacity limited by weight and distribution. **41.** iPhone® and iPad® are registered trademarks of Apple Inc. All rights reserved. **42.** FaceTime® is a registered trademark of Apple Inc. All rights reserved.

Lexus strives to build vehicles to match customer interest, and thus they typically are built with popular options and option packages. Not all options/packages are available separately, and some may not be available in all regions of the country. See [lexus.com](http://lexus.com) for information about options/packages commonly available in your area. If you would prefer a vehicle without any or with different options, contact your dealer to check for current availability or the possibility of placing a special order. Specifications, features, equipment, technical data, performance figures, options, and color and trim are based upon information available at time of printing, are subject to change without notice, and are for mainland U.S.A. vehicles only. Some vehicles shown with available equipment. See your Lexus dealer for details. Lexus reminds you to wear seatbelts, secure children in rear seat, obey all traffic laws and drive responsibly. For more information, call 800-USA-LEXUS (872-5398) or visit [lexus.com](http://lexus.com). To learn more about your financing options, contact your Lexus dealer or call Lexus Financial Services at 800-874-7050.

LX 570

383 V8

HP<sup>1</sup> ENGINE

403 7000

LB-FT TORQUE<sup>1</sup> LB TOWING CAPACITY<sup>2,3</sup>

