


Imagine, for a moment, a world where everything has just one meaning, reason, or intent. A world in which every aspect, from performance and handling to style and safety, function together in seamless harmony. You can discover this virtue, and more, with the Mercedes-Benz C-Class. A trio of luxurious sport sedans in which you'll find the same legendary reputation as you would in any one of their top-of-the-line siblings, ultimately making the C-Class sedans not just exhilarating sedans to drive, but exhilarating sedans to own. Welcome to the wonderful world of the Mercedes-Benz C-Class. A world where performance, handling, style, safety and value can all coexist rather nicely in the fast lane.


SEDANS



SPORTS COUPE



SPORT WAGON



C 230 KOMPRESSOR



C 230 KOMPRESSOR SPORTS COUPE FEATURES: The most affordable Mercedes-Benz ever — and quite possibly the most fun, too. **Performance:** Low Emission intercooled supercharged 2,295-cc 4-cylinder engine developing 192 hp at 5,500 rpm and 200 lb-ft of torque at 2,500–4,800 rpm • 6-speed manual transmission • Electronic Stability Program (ESP) • Emergency-sensing Brake Assist • 5-double-spoke 16" alloy wheels with 205/55 R16 tires. **Styling:** Leather-trimmed shift knob, shift boot and 3-spoke sport steering wheel • Sport instrument cluster • Aluminum interior trim. **Comfort:** 8-way adjustable sport front seats • Cloth upholstery • 4-way adjustable steering column • Dual-zone climate control with dust filter • 6-speaker audio system. **Convenience:** Front seats with easy-entry folding feature for rear-seat access • Dual rear head restraints • 60/40-split folding rear seats • 3-spoke multifunction steering wheel • Multifunction display • Light-sensing auto-on headlamps • Heated outside mirrors • Auto-dimming left-side and inside rearview mirrors • One-touch express-up/down for front windows • HomeLink® compatible 3-button garage door control • Flexible Service System. **Security and Safety:** Eight air bags offering 10-way air bag protection • BabySmart™ system • SmartKey with programmable user-recognition, remote locking and panic feature • Night security illumination and locator lighting • Automatic antitheft alarm system.

ENGINE AND DRIVETRAIN

Engine

Net power
Net torque
Compression ratio

2,295-cc intercooled supercharged DOHC 16-valve inline-4
192 hp @ 5,500 rpm
200 lb-ft @ 2,500-4,800 rpm
90:1

Fuel requirement

Premium unleaded, 91 pump octane.

Fuel and ignition system

Variable intake-valve timing. Intercooled supercharger.

Transmission, standard

Fully synchronized 6-speed manual with clutch-starter interlock.

Transmission, optional

Driver-adaptive electronic 5-speed automatic. Touch Shift allows driver to manually downshift and allow upshifts by nudging the shift lever left or right from the Drive position. Driver-selectable winter mode starts vehicle moving in 2nd gear or a second Reverse gear, to help improve takeoff on slippery surfaces. Display in instrument cluster indicates selected gear range.

3.27:1

TRACTION AND STABILITY

Electronic Stability Program (ESP) and Automatic Slip Control (ASR)

Standard ESP compares the driver's intended course, via steering and braking inputs, to the vehicle's response, via lateral acceleration, rotation (yaw) and individual wheel speeds. ESP then brakes individual front or rear wheels and/or reduces excess engine power as needed to help correct understeer (plowing) or oversteer (fishtailing). ESP incorporates the functions of ASR traction control, which senses drive-wheel slip and individually brakes the slipping wheel or wheels, and/or reduces excess engine power, until control is regained.¹

CHASSIS

Suspension type

Front: Independent 3-link with coil springs over gas-pressurized shock absorbers, anti-dive geometry and stabilizer bar.

Rear: Independent 5-arm multilink with geometry for anti-lift, antisquat and alignment control, and stabilizer bar. Separate gas-pressurized shock absorbers and coil springs.

Sport-tuned suspension

Steering

Thicker front stabilizer bar and sport-tuned shock absorbers standard.
Rack-and-pinion with power assist and integral hydraulic damper.
Turning circle: 35.3 ft/10.76 m, curb-to-curb.
3.3

Steering-wheel turns, lock-to-lock

5-double-spoke design. 7.0/x 16 front and rear.

Wheels, aluminum-alloy, standard

optional

Tires, steel-belted radial, standard

optional

Wheel Package: 225/45ZR17, high-performance.²

BRAKES

Brakes, dual-circuit power-assisted/Antilock

Braking System (ABS)

4-wheel disc, front discs ventilated. ABS senses impending wheel lockup under heavy braking and pumps the front brakes individually or the rear brakes together (to help maintain stability) as needed up to 30 times per second, to prevent lockup and maintain steering ability.

Brake Assist

Upon sensing emergency braking via the speed at which the driver presses the brake pedal, Brake Assist immediately applies maximum available power boost, potentially reducing overall stopping distance by eliminating the delay caused by a common human tendency not to brake hard enough, soon enough. Letting up on brake pedal releases Brake Assist. Braking effectiveness also depends on proper brake system maintenance, and tire and road conditions.

PERFORMANCE

Acceleration, 0-60 mph³

7.2 seconds (estimated)

Fuel economy, EPA estimate⁴

19 mpg highway estimate⁵

Emission certification

Low Emission Vehicle (LEV)

MANUAL

7.5 seconds (estimated)

19 mpg

28 mpg

Low Emission Vehicle (LEV)

AUTOMATIC

7.5 seconds (estimated)

19 mpg

28 mpg

Low Emission Vehicle (LEV)

DIMENSIONS

Wheelbase

106.9 in/2,715 mm

Overall length

171.0 in/4,343 mm

Overall height

54.3 in/1,379 mm

Overall width

68.0 in/1,728 mm

Track (front, rear)

58.8 in/1,493 mm, 57.6 in/1,464 mm

Coefficient of drag

0.29

Curb weight (manual, automatic)

3,305 lb/1,500 kg, 3,340 lb/1,515 kg

Headroom (front, rear)

38.5 in/980 mm, 36.3 in/922 mm

Legroom (front, rear)

42.0 in/1,067 mm, 33.0 in/838 mm

Shoulder room (front, rear)

52.8 in/1,341 mm, 51.7 in/1,313 mm

Cabin capacity

84.9 cu ft/2,488 liters

Cargo capacity

10.2 cu ft/289 liters (rear seats in use)

38.1 cu ft/1,079 liters (rear seats folded)



¹ No system, regardless of how sophisticated, can repeal the laws of physics or overcome careless driving actions. Please always wear your seat belt. ² V-rated and Z-rated tires are optimized for performance driving and may provide reduced ride comfort, increased tire noise, substantially increased treadwear and greater susceptibility to damage compared with H-rated tires. ³ Stated rates of acceleration are based upon manufacturer's track results and may vary depending upon model, environmental and road surface conditions, driving style, elevation and vehicle load. ⁴ 2002 EPA estimated fuel economy. Compare the estimated mpg to the estimated mpg of other vehicles. You may get different mileage depending on how fast you drive, weather conditions and trip length. ⁵ Your actual highway mileage will probably be less than the highway estimate.



C 240 SEDAN FEATURES: One of the most remarkable values in entry-level luxury sedans anywhere. **Performance:** Low Emission 2,597-cc V-6 engine developing 168 hp and 177 lb-ft of torque • 6-speed manual transmission • Electronic Stability Program (ESP) • Emergency-sensing Brake Assist. **Styling:** 7-spoke 16" alloy wheels • Leather-trimmed steering wheel, shift knob and shift boot • Hand-polished Laurel wood trim on doors, dash and console. **Comfort:** Leather seating inserts • Dual-zone climate control with dust filter, humidity sensor and adjustable rear-cabin air vents • 8-way front seats, with power adjustment for height and recline • 4-way adjustable steering column • Three retractable rear head restraints • 7-speaker audio system. **Convenience:** Multifunction steering wheel • Multifunction display • Light-sensing auto-on headlamps • Heated outside mirrors • Auto-dimming left-side and inside rearview mirrors • One-touch express-up/down for all four windows • Homelink® compatible 3-button garage door control • Flexible Service System. **Security and Safety:** Eight air bags offering 10-way air bag protection • BabySmart™ system • Tele Aid¹ • SmartKey with programmable user-recognition, remote locking and panic feature • Night security illumination and locator lighting • Automatic antitheft alarm system.

¹Where cellular and Global Positioning System coverage are available. Subscription required for service, airtime and connection charges. First year's monitoring and connection charges plus 30 minutes airtime included at no cost with subscription.

ENGINE AND DRIVETRAIN

Engine

Net power
168 hp @ 5,700 rpm
Net torque
177 lb-ft @ 4,700 rpm
Compression ratio
10.5:1

Fuel requirement

Premium unleaded, 91 pump octane.

Fuel and ignition system

ME 2.8 engine management. Integrated sequential multipoint fuel injection and phased twin-spark ignition includes individual cylinder control of fuel spray, spark timing and phase, and antiknock. Two high-energy ignition coils and two spark plugs per cylinder, with 100,000-mile spark plug intervals. Electronically controlled throttle.

Intake system

Magnesium 2-stage resonance intake manifold increases intake runner length at lower rpm for improved response.

Transmission, standard

optional
Fully synchronized 6-speed manual with clutch-starter interlock. Driver-adaptive electronic 5-speed automatic. Touch Shift allows driver to manually downshift and allow upshifts by nudging the shift lever left or right from the Drive position. Driver-selectable winter mode starts vehicle moving in 2nd gear or a second Reverse gear, to help improve takeoff on slippery surfaces. Display in instrument cluster indicates selected gear range.

Rear axle ratio

3.46:1

TRACTION AND STABILITY

Electronic Stability Program (ESP) and Automatic Slip Control (ASC)

Standard ESP compares the driver's intended course, via steering and braking inputs, to the vehicle's response, via lateral acceleration, rotation (yaw) and individual wheel speeds. ESP then brakes individual front or rear wheels and/or reduces excess engine power as needed to help correct understeer (plowing) or oversteer (fishtailing). ESP incorporates the functions of ASR traction control, which senses drive-wheel slip and individually brakes the slipping wheel or wheels, and/or reduces excess engine power, until control is regained.¹

CHASSIS

Suspension type

Front: Independent 3-link with coil springs over gas-pressurized shock absorbers, anti-dive geometry and stabilizer bar.

Rear: Independent 5-arm multilink with geometry for anti-lift, antisquat and alignment control, and stabilizer bar. Separate gas-pressurized shock absorbers and coil springs.

Sport-tuned suspension

Thicker stabilizer bars included with optional Sport Package.

Steering

Rack-and-pinion with power assist and integral hydraulic damper.

Steering-wheel turns, lock-to-lock
3.3

Wheels, aluminum-alloy, standard

optional

Tires, steel-belted radial, standard

optional

7-spoke design. 7.0Jx16 front and rear.

Sport Package: 5-spoke design. 7.5Jx16 front and rear.

205/55R16 91H all-season performance.

Sport Package: 225/50R16 92V, high-performance.²

BRAKES

C 240 SEDAN

Brakes, dual-circuit power-assisted

Antilock Braking System (ABS)

4-wheel disc, front discs ventilated. ABS senses impending wheel lockup under heavy braking and pumps the front brakes individually or the rear brakes together (to help maintain stability) as needed up to 30 times per second, to prevent lockup and maintain steering ability.

Brake Assist

Upon sensing emergency braking via the speed at which the driver presses the brake pedal, Brake Assist immediately applies maximum available power boost, potentially reducing overall stopping distance by eliminating the delay caused by a common human tendency not to brake hard enough, soon enough. Letting up on brake pedal releases Brake Assist. Braking effectiveness also depends on proper brake system maintenance, and tire and road conditions.

PERFORMANCE

Acceleration, 0-60 mph³

8.7 seconds

Fuel economy, EPA estimate⁴

highway estimate⁵

Emission certification

Low Emission Vehicle (LEV)

DIMENSIONS

Wheelbase

106.9 in/2,715 mm

Overall length

178.3 in/4,528 mm

Overall height

55.1 in/1,401 mm

Overall width

68.0 in/1,728 mm

Track (front, rear)

58.8 in/1,493 mm, 57.6 in/1,464 mm

Coefficient of drag

0.27

Curb weight (manual, automatic)

3,310 lb/1,500 kg, 3,360 lb/1,525 kg

Headroom (front, rear)

36.9 in/938 mm, 37.3 in/947 mm

Legroom (front, rear)

41.7 in/1,059 mm, 33.0 in/838 mm

Shoulder room (front, rear)

53.1 in/1,349 mm, 54.3 in/1,379 mm

Cabin capacity


85.5 cu ft/2,506 liters

Cargo capacity

12.2 cu ft/345 liters



¹ No system, regardless of how sophisticated, can repeal the laws of physics or overcome careless driving actions. Please always wear your seat belt. ² V-rated and Z-rated tires are optimized for performance driving and may provide reduced ride comfort, increased tire noise, substantially increased treadwear and greater susceptibility to damage compared with H-rated tires. ³ Stated rates of acceleration are based upon manufacturer's track results and may vary depending upon model, environmental and road surface conditions, driving style, elevation and vehicle load. ⁴ 2002 EPA estimated fuel economy. Compare the estimated mpg to the estimated mpg of other vehicles. You may get different mileage depending on how fast you drive, weather conditions and trip length. Estimates not available. See your dealer. ⁵ Your actual highway mileage will probably be less than the highway estimate. Estimates not available. See your dealer.



C320 SEDAN FEATURES: One of the most remarkable values in entry-level luxury sedans anywhere. **Performance:** Low Emission 3,199-cc V-6 engine developing 215 hp and 221 lb-ft of torque • Driver-adaptive 5-speed automatic transmission with Touch Shift • Electronic Stability Program (ESP) • Emergency-sensing Brake Assist. **Styling:** 7-spoke 16" alloy wheels • Leather-trimmed steering wheel, shift knob and shift boot • Hand-polished Laurel wood trim on doors, dash and console. **Comfort:** Leather seating inserts • Digital dual-zone climate control with dual airflow controls, dust filter, charcoal filter, sun and smog sensors, adjustable rear-cabin air vents, and climate-controlled console storage • 10-way power front seats, each with 3-position memory • 4-way power steering column • SmartKey with enhanced, programmable user-recognition • 10-speaker Bose® AudioPilot™ digital sound system. **Convenience:** Multifunction steering wheel • Multifunction display • Light-sensing auto-on headlights • Heated outside mirrors • Auto-dimming left-side and inside rearview mirrors • One-touch express-up/down for all four windows • HomeLink® compatible 3-button garage door control • Flexible Service System. **Security and Safety:** Eight air bags offering 10-way air bag protection • BabySmart™ system • Tele Aid¹ • SmartKey with programmable user-recognition, remote locking and panic feature • Night security illumination and locator lighting • Automatic antitheft alarm system.

¹ Where cellular and Global Positioning System coverage are available. Subscription required for service, airtime and connection charges. First year's monitoring and connection charges plus 30 minutes airtime included at no cost with subscription.

ENGINE AND DRIVETRAIN

Engine

3,199-cc SOHC 18-valve 90° V-6, High-pressure die-cast alloy cylinder block, alloy heads.
215 hp @ 5,700 rpm
221 lb-ft @ 3,000-4,600 rpm

Compression ratio 10.0:1

Fuel requirement Premium unleaded, 91 pump octane.

Fuel and ignition system

ME 2.8 engine management. Integrated sequential multipoint fuel injection and phased twin-spark ignition includes individual cylinder control of fuel spray, spark timing and phase, and antiknock. Two high-energy ignition coils and two spark plugs per cylinder, with 100,000-mile spark plug intervals. Electronically controlled throttle.

Intake system

Magnesium 2-stage resonance intake manifold increases intake runner length at lower rpm for improved response.

Transmission

Driver-adaptive electronic 5-speed automatic. Touch Shift allows driver to manually downshift and allow upshifts by nudging the shift lever left or right from the Drive position. Driver-selectable winter mode starts vehicle moving in 2nd gear or a second Reverse gear, to help improve takeoff on slippery surfaces. Display in instrument cluster indicates selected gear range.

3.23:1

TRACTION AND STABILITY

Electronic Stability Program (ESP) and Automatic Slip Control (ASR)

Standard ESP compares the driver's intended course, via steering and braking inputs, to the vehicle's response, via lateral acceleration, rotation (yaw) and individual wheel speeds. ESP then brakes individual front or rear wheels and/or reduces excess engine power as needed to help correct understeer (plowing) or oversteer (fishtailing). ESP incorporates the functions of ASR traction control, which senses drive-wheel slip and individually brakes the slipping wheel or wheels, and/or reduces excess engine power, until control is regained.¹

CHASSIS

Suspension type

Front: Independent 3-link with coil springs over gas-pressurized shock absorbers, anti-dive geometry and stabilizer bar.

Rear: Independent 5-arm multilink with geometry for anti-lift, antisquat and alignment control, and stabilizer bar. Separate gas-pressurized shock absorbers and coil springs.

Sport-tuned suspension

Steering

Thicker stabilizer bars included with optional Sport Package.

Rack-and-pinion with power assist and integral hydraulic damper.

Turning circle: 35.3 ft/10.76 m, curb-to-curb.

3.3

7-spoke design, 700x16 front and rear

Sport Package: 5-spoke design, 750x16 front and rear.

205/55R16 91H all-season performance.

Sport Package: 225/50R16 92V, high-performance.²

Steering-wheel turns, lock-to-lock

Wheels, aluminum-alloy, standard

optional

Tires, steel-belted radial, standard

optional

BRAKES

Brakes, dual-circuit power-assisted

Antilock Braking System (ABS)

4-wheel disc, front discs ventilated. ABS senses impending wheel lockup under heavy braking and pumps the front brakes individually or the rear brakes together (to help maintain stability) as needed up to 30 times per second, to prevent lockup and maintain steering ability.

Brake Assist

Upon sensing emergency braking via the speed at which the driver presses the brake pedal, Brake Assist immediately applies maximum available power boost, potentially reducing overall stopping distance by eliminating the delay caused by a common human tendency not to brake hard enough, soon enough. Letting up on brake pedal releases Brake Assist. Braking effectiveness also depends on proper brake system maintenance, and tire and road conditions.

PERFORMANCE

Acceleration, 0-60 mph³

6.9 seconds

Fuel economy, EPA estimate⁴

19 mpg

highway estimate⁵

25 mpg

Emission certification

Low Emission Vehicle (LEV)

DIMENSIONS

Wheelbase

106.9 in/2,715 mm

Overall length

178.3 in/4,528 mm

Overall height

55.1 in/1,401 mm

Overall width

68.0 in/1,728 mm

Track (front, rear)

58.8 in/1,493 mm, 57.6 in/1,464 mm

Coefficient of drag

0.27

Curb weight

3,450 lb/1,565 kg

Headroom (front, rear)

38.9 in/988 mm, 37.3 in/947 mm

Legroom (front, rear)

41.7 in/1,059 mm, 33.0 in/838 mm

Shoulder room (front, rear)


53.1 in/1,349 mm, 54.3 in/1,379 mm

Cabin capacity

85.5 cu ft/2,506 liters

Cargo capacity

12.2 cu ft/345 liters



¹ No system, regardless of how sophisticated, can repeal the laws of physics or overcome careless driving actions. Please always wear your seat belt. ² V-rated and Z-rated tires are optimized for performance driving and may provide reduced ride comfort, increased tire noise, substantially increased treadwear and greater susceptibility to damage compared with H-rated tires. ³ Stated rates of acceleration are based upon manufacturer's track results and may vary depending upon model, environmental and road surface conditions, driving style, elevation and vehicle load. ⁴ Preliminary 2002 EPA estimated fuel economy. Compare the estimated mpg to the estimated mpg of other vehicles. You may get different mileage depending on how fast you drive, weather conditions and trip length. See your dealer for final estimates. ⁵ Preliminary estimates. Your actual highway mileage will probably be less than the highway estimate. See your dealer for final estimates.

C 320



C 320 SPORT WAGON FEATURES: The surprisingly affordable, remarkably youthful, exceptionally sporty wagon with all those special somethings that make a Mercedes. **Performance:** Low Emission 3,199-cc V-6 engine developing 215 hp and 221 lb-ft of torque • Driver-adaptive 5-speed automatic transmission with Touch Shift • Electronic Stability Program (ESP) • Emergency-sensing Brake Assist. **Styling:** 7-spoke 16" alloy wheels • Leather-trimmed steering wheel, shift knob and shift boot • Hand-polished Laurel wood trim on doors, dash and console. **Comfort:** Leather seating inserts • 10-way power front seats, each with 3-position memory • 4-way power steering column • Rear-seat center armrest with dual cupholders • Digital dual-zone climate control with dual airflow controls, dust filter, charcoal filter, sun and smog sensors, adjustable rear-cabin air vents, and climate-controlled console storage • 10-speaker Bose® AudioPilot™ digital sound system. **Convenience:** Total cargo volume of 63.6 cu ft with rear seats folded • Retractable and removable partition net and luggage cover • 60/40-split folding rear seats • 12-volt power outlet in cargo area • One-touch express-up/down for all four windows • Multifunction steering wheel • Multifunction display • Light-sensing auto-on headlights • Heated outside mirrors • Auto-dimming left-side and inside rearview mirrors • Right-side mirror with parking-assist • Auto-on intermittent rear-window wiper • HomeLink® compatible 3-button garage door control • Flexible Service System. **Security and Safety:** Eight air bags offering 10-way air bag protection • BabySmart™ system • Tele Aid¹ • SmartKey with enhanced user-recognition, remote locking and panic feature • Night security illumination and locator lighting • Automatic antitheft alarm system.

¹ Where cellular and Global Positioning System coverage are available. Subscription required for service, airtime and connection charges. First year's monitoring and connection charges plus 30 minutes airtime included at no cost with subscription.

ENGINE AND DRIVETRAIN

Engine

3,199-cc SOHC 18-valve 90° V-6, High-pressure die-cast alloy cylinder block, alloy heads.
215 hp @ 5,700 rpm
221 lb-ft @ 3,000-4,600 rpm
10.0:1

Fuel requirement

Premium unleaded, 91 pump octane.

Fuel and ignition system

ME 2.8 engine management. Integrated sequential multipoint fuel injection and phased twin-spark ignition includes individual cylinder control of fuel spray, spark timing and phase, and antiknock. Two high-energy ignition coils and two spark plugs per cylinder, with 100,000-mile spark plug intervals. Electronically controlled throttle.

Intake system

Magnesium 2-stage resonance intake manifold increases intake runner length at lower rpm for improved response.

Transmission

Driver-adaptive electronic 5-speed automatic. Touch Shift allows driver to manually downshift and allow upshifts by nudging the shift lever left or right from the Drive position. Driver-selectable winter mode starts vehicle moving in 2nd gear or a second Reverse gear, to help improve takeoff on slippery surfaces. Display in instrument cluster indicates selected gear range.

Rear axle ratio

3.23:1

TRACTION AND STABILITY

Electronic Stability Program (ESP) and Automatic Slip Control (ASR)

Standard ESP compares the driver's intended course, via steering and braking inputs, to the vehicle's response, via lateral acceleration, rotation (yaw) and individual wheel speeds. ESP then brakes individual front or rear wheels and/or reduces excess engine power as needed to help correct understeer (plowing) or oversteer (fishtailing). ESP incorporates the functions of ASR traction control, which senses drive-wheel slip and individually brakes the slipping wheel or wheels, and/or reduces excess engine power, until control is regained.¹

CHASSIS

Suspension type

Front: Independent 3-link with coil springs over gas-pressurized shock absorbers, anti-dive geometry and stabilizer bar.

Rear: Independent 5-arm multilink with geometry for anti-lift, antisquat and alignment control, and stabilizer bar. Separate gas-pressurized shock absorbers and coil springs.

Sport-tuned suspension

Thicker stabilizer bars included with optional Sport Package.

Steering

Rack-and-pinion with power assist and integral hydraulic damper.
Turning circle: 35.3 ft/10.76 m, curb-to-curb.

Wheels, aluminum-alloy, standard

7-spoke design, 700x16 front and rear.

Tires, steel-belted radial, standard

Sport Package: 5-spoke design, 7.5Jx16 front and rear.

optional

205/55R16 91H all-season performance.

optional

Sport Package: 225/50R16 92V, high-performance.²

C 320 SPORT WAGON

Brakes, dual-circuit power-assisted

4-wheel disc, front discs ventilated.

Antilock Braking System (ABS)

ABS senses impending wheel lockup under heavy braking and pumps the front brakes individually or the rear brakes together (to help maintain stability) as needed up to 30 times per second, to prevent lockup and maintain steering ability.

Brake Assist

Upon sensing emergency braking via the speed at which the driver presses the brake pedal, Brake Assist immediately applies maximum available power boost, potentially reducing overall stopping distance by eliminating the delay caused by a common human tendency not to brake hard enough, soon enough. Letting up on brake pedal releases Brake Assist. Braking effectiveness also depends on proper brake system maintenance, and tire and road conditions.

PERFORMANCE

Acceleration, 0-60 mph³

7.0 seconds

Fuel economy, EPA estimate⁴

18 mpg

highway estimate⁴

25 mpg

Emission certification

Low Emission Vehicle (LEV)

DIMENSIONS

Wheelbase

106.9 in/2,715 mm

Overall length

178.9 in/4,544 mm

Overall height

56.7 in/1,440 mm

Overall width

68.0 in/1,728 mm

Track (front, rear)

58.8 in/1,493 mm, 57.6 in/1,464 mm

Coefficient of drag

0.32

Curb weight

3,495 lb/1,585 kg

Headroom (front, rear)

38.5 in/980 mm, 38.0 in/965 mm

Legroom (front, rear)

42.0 in/1,067 mm, 33.0 in/838 mm

Shoulder room (front, rear)

53.2 in/1,351 mm, 54.3 in/1,379 mm

Cabin capacity

89.3 cu ft/2,616 liters

Cargo capacity

25.2 cu ft/714 liters (rear seat in use)
63.6 cu ft/1,800 liters (rear seats folded)

¹ No system, regardless of how sophisticated, can repeal the laws of physics or overcome careless driving actions. Please always wear your seat belt. ² V-rated and Z-rated tires are optimized for performance driving and may provide reduced ride comfort, increased tire noise, substantially increased treadwear and greater susceptibility to damage compared with H-rated tires. ³ Stated rates of acceleration are based upon manufacturer's track results and may vary depending upon model, environmental and road surface conditions, driving style, elevation and vehicle load. ⁴ Preliminary 2002 EPA estimated fuel economy. Compare the estimated mpg to the estimated mpg of other vehicles. You may get different mileage depending on how fast you drive, weather conditions and trip length. See your dealer for final estimates. ⁵ Preliminary estimates. Your actual highway mileage will probably be less than the highway estimate. See your dealer for final estimates.



C 32 AMG



C32 AMG SPORT SEDAN FEATURES: There is an undeniable mystique about Mercedes-AMG vehicles. And since the introduction of the C36 AMG in 1993, Mercedes vehicles bearing the AMG badge have become among the most sought-after in the world. The C32 AMG Sport Sedan joins the ranks of those legendary vehicles – a combination of standard C-Class features and AMG excitement. **Performance:** Low Emission AMG-built intercooled supercharged SOHC 3,199-cc V-6 engine developing 349 hp at 6,100 rpm and 332 lb-ft torque at 4,400 rpm • 0-60 mph in just 4.9 seconds¹ • AMG-enhanced 5-speed automatic transmission with SpeedShift™ • AMG-enhanced suspension • Racing-derived AMG ventilated disc brakes • 17" AMG double-spoke aluminum alloy wheels boasting 225/45 ZR17 front and 245/40 ZR17 rear high-performance tires.² **Styling:** AMG-designed sculpted front air dam with mesh air intakes • Black front grille slats behind chrome ribs • Sculpted side skirts and rear apron • Textured B-pillar exterior trim • Blue-tinted glass • AMG-design leather upholstery • Textured aluminum interior trim • AMG instrumentation • AMG-design sport steering wheel • AMG floor mats. **Comfort:** Bolstered sport front seats • Heated 10-way power front seats, each with 3-position memory • Power tinted glass sunroof with express-open/close • 10-speaker Bose® AudioPilot™ digital sound system. **Convenience:** 60/40-split folding rear seats. **Exhilaration:** A standard feature on every Mercedes-AMG model.

¹ Stated rates of acceleration are based upon manufacturer's track results and may vary depending upon model, environmental and road surface conditions, driving style, elevation and vehicle load. ² Z-rated tires are optimized for performance driving and may provide reduced ride comfort, increased tire noise, substantially increased treadwear and greater susceptibility to damage compared with H-rated tires.

ENGINE AND DRIVETRAIN

Engine

Net power
349 hp @ 6,100 rpm
Net torque
332 lb-ft @ 4,400 rpm
Compression ratio
90:1

Fuel requirement

Premium unleaded, 91 pump octane.

Fuel and ignition system

ME 2.7 engine management. Integrated sequential multipoint fuel injection and phased twin-spark ignition includes individual cylinder control of fuel spray, spark timing and phase, and antiknock. Electronically controlled throttle. Six high-energy ignition coils. Two spark plugs per cylinder, with 100,000-mile spark plug intervals.

Intake system

Intercooled helical high-pressure supercharger with electromechanical clutch.

Transmission

AMG-enhanced driver-adaptive electronic 5-speed automatic. Touch Shift allows driver to manually downshift and allow upshifts by nudging the shift lever left or right from the Drive position.

SpeedShift™ provides up to 35% faster gear changes, automatically downshifts during braking, prevents unwanted upshifting while cornering, offers one-touch selection of the best gear for maximum acceleration, and features torque converter lockup in all forward gears. Also includes driver-selectable winter mode and instrument-cluster display of selected gear range.

3.07:1

Rear axle ratio

TRACTION AND STABILITY

Electronic Stability Program (ESP) and Automatic Slip Control (ASR)

Standard ESP compares the driver's intended course, via steering and braking inputs, to the vehicle's response, via lateral acceleration, rotation (yaw) and individual wheel speeds. ESP then brakes individual front or rear wheels and/or reduces excess engine power as needed to help correct understeer (plowing) or oversteer (fishtailing). ESP incorporates the functions of ASR traction control, which senses drive-wheel slip and individually brakes the slipping wheel or wheels, and/or reduces excess engine power, until control is regained.

CHASSIS

Suspension type

Front: Independent 3-link with coil springs over gas-pressurized shock absorbers, anti-dive geometry and stabilizer bar.

Rear: Independent 5-arm multilink with geometry for anti-dive, anti-squat and alignment control, and stabilizer bar. Separate gas-pressurized shock absorbers and coil springs.

Thicker stabilizer bars and AMG-tuned gas-pressurized shock absorbers standard.

Steering

Rack-and-pinion with power assist and integral hydraulic damper.

Turning circle: 35.3 ft/10.76 m, curb-to-curb.

3.3

Polished AMG double-spoke design. 7.5Jx17 front, 8.5Jx17 rear.

225/45ZR17 front and 245/40ZR17 rear, high-performance.¹

225/45ZR17 front and 245/40ZR17 rear, high-performance.¹

225/45ZR17 front and 245/40ZR17 rear, high-performance.¹

C 32 AMG SPORT SEDAN

AMG-built intercooled supercharged 3,199-cc SOHC 18-valve 90° V-6. High-pressure die-cast alloy cylinder block. Reinforced crankshaft and valvetrain. Alloy heads. Lightweight camshafts.

349 hp @ 6,100 rpm

332 lb-ft @ 4,400 rpm

90:1

Premium unleaded, 91 pump octane.

ME 2.7 engine management. Integrated sequential multipoint fuel injection and phased twin-spark ignition includes individual cylinder control of fuel spray, spark timing and phase, and antiknock. Electronically controlled throttle. Six high-energy ignition coils. Two spark plugs per cylinder, with 100,000-mile spark plug intervals.

Intercooled helical high-pressure supercharger with electromechanical clutch.

AMG-enhanced driver-adaptive electronic 5-speed automatic. Touch Shift allows driver to manually downshift and allow upshifts by nudging the shift lever left or right from the Drive position.

SpeedShift™ provides up to 35% faster gear changes, automatically downshifts during braking, prevents unwanted upshifting while cornering, offers one-touch selection of the best gear for maximum acceleration, and features torque converter lockup in all forward gears. Also includes driver-selectable winter mode and instrument-cluster display of selected gear range.

3.07:1

Standard ESP compares the driver's intended course, via steering and braking inputs, to the vehicle's response, via lateral acceleration, rotation (yaw) and individual wheel speeds. ESP then brakes individual front or rear wheels and/or reduces excess engine power as needed to help correct understeer (plowing) or oversteer (fishtailing). ESP incorporates the functions of ASR traction control, which senses drive-wheel slip and individually brakes the slipping wheel or wheels, and/or reduces excess engine power, until control is regained.

BRAKES

Brakes, dual-circuit power-assisted

AMG-enhanced 4-wheel disc. Enlarged-diameter, cross-drilled and ventilated front discs with 4-piston fixed-type calipers. Ventilating rear discs with dual-piston sliding calipers.

ABS senses impending wheel lockup under heavy braking and pumps the front brakes individually or the rear brakes together (to help maintain stability) as needed up to 30 times per second, to prevent lockup and maintain steering ability.

Upon sensing emergency braking via the speed at which the driver presses the brake pedal, Brake Assist immediately applies maximum available power boost, potentially reducing overall stopping distance by eliminating the delay caused by a common human tendency not to brake hard enough, soon enough. Letting up on brake pedal releases Brake Assist. Braking effectiveness also depends on proper brake system maintenance, and tire and road conditions.

Antilock Braking System (ABS)

Brake Assist

Upon sensing emergency braking via the speed at which the driver presses the brake pedal, Brake Assist immediately applies maximum available power boost, potentially reducing overall stopping distance by eliminating the delay caused by a common human tendency not to brake hard enough, soon enough. Letting up on brake pedal releases Brake Assist. Braking effectiveness also depends on proper brake system maintenance, and tire and road conditions.

Antilock Braking System (ABS)

Brake Assist

Upon sensing emergency braking via the speed at which the driver presses the brake pedal, Brake Assist immediately applies maximum available power boost, potentially reducing overall stopping distance by eliminating the delay caused by a common human tendency not to brake hard enough, soon enough. Letting up on brake pedal releases Brake Assist. Braking effectiveness also depends on proper brake system maintenance, and tire and road conditions.

Antilock Braking System (ABS)

Brake Assist

Upon sensing emergency braking via the speed at which the driver presses the brake pedal, Brake Assist immediately applies maximum available power boost, potentially reducing overall stopping distance by eliminating the delay caused by a common human tendency not to brake hard enough, soon enough. Letting up on brake pedal releases Brake Assist. Braking effectiveness also depends on proper brake system maintenance, and tire and road conditions.

Antilock Braking System (ABS)

Brake Assist

Upon sensing emergency braking via the speed at which the driver presses the brake pedal, Brake Assist immediately applies maximum available power boost, potentially reducing overall stopping distance by eliminating the delay caused by a common human tendency not to brake hard enough, soon enough. Letting up on brake pedal releases Brake Assist. Braking effectiveness also depends on proper brake system maintenance, and tire and road conditions.

Antilock Braking System (ABS)

Brake Assist

Upon sensing emergency braking via the speed at which the driver presses the brake pedal, Brake Assist immediately applies maximum available power boost, potentially reducing overall stopping distance by eliminating the delay caused by a common human tendency not to brake hard enough, soon enough. Letting up on brake pedal releases Brake Assist. Braking effectiveness also depends on proper brake system maintenance, and tire and road conditions.

Antilock Braking System (ABS)

Brake Assist

Upon sensing emergency braking via the speed at which the driver presses the brake pedal, Brake Assist immediately applies maximum available power boost, potentially reducing overall stopping distance by eliminating the delay caused by a common human tendency not to brake hard enough, soon enough. Letting up on brake pedal releases Brake Assist. Braking effectiveness also depends on proper brake system maintenance, and tire and road conditions.

Antilock Braking System (ABS)

Brake Assist

Upon sensing emergency braking via the speed at which the driver presses the brake pedal, Brake Assist immediately applies maximum available power boost, potentially reducing overall stopping distance by eliminating the delay caused by a common human tendency not to brake hard enough, soon enough. Letting up on brake pedal releases Brake Assist. Braking effectiveness also depends on proper brake system maintenance, and tire and road conditions.

Antilock Braking System (ABS)

Brake Assist

Upon sensing emergency braking via the speed at which the driver presses the brake pedal, Brake Assist immediately applies maximum available power boost, potentially reducing overall stopping distance by eliminating the delay caused by a common human tendency not to brake hard enough, soon enough. Letting up on brake pedal releases Brake Assist. Braking effectiveness also depends on proper brake system maintenance, and tire and road conditions.

Antilock Braking System (ABS)

Brake Assist

Upon sensing emergency braking via the speed at which the driver presses the brake pedal, Brake Assist immediately applies maximum available power boost, potentially reducing overall stopping distance by eliminating the delay caused by a common human tendency not to brake hard enough, soon enough. Letting up on brake pedal releases Brake Assist. Braking effectiveness also depends on proper brake system maintenance, and tire and road conditions.

Antilock Braking System (ABS)

Brake Assist

Upon sensing emergency braking via the speed at which the driver presses the brake pedal, Brake Assist immediately applies maximum available power boost, potentially reducing overall stopping distance by eliminating the delay caused by a common human tendency not to brake hard enough, soon enough. Letting up on brake pedal releases Brake Assist. Braking effectiveness also depends on proper brake system maintenance, and tire and road conditions.

Antilock Braking System (ABS)

Brake Assist

Upon sensing emergency braking via the speed at which the driver presses the brake pedal, Brake Assist immediately applies maximum available power boost, potentially reducing overall stopping distance by eliminating the delay caused by a common human tendency not to brake hard enough, soon enough. Letting up on brake pedal releases Brake Assist. Braking effectiveness also depends on proper brake system maintenance, and tire and road conditions.

Antilock Braking System (ABS)

Brake Assist

Upon sensing emergency braking via the speed at which the driver presses the brake pedal, Brake Assist immediately applies maximum available power boost, potentially reducing overall stopping distance by eliminating the delay caused by a common human tendency not to brake hard enough, soon enough. Letting up on brake pedal releases Brake Assist. Braking effectiveness also depends on proper brake system maintenance, and tire and road conditions.

Antilock Braking System (ABS)

Brake Assist

Upon sensing emergency braking via the speed at which the driver presses the brake pedal, Brake Assist immediately applies maximum available power boost, potentially reducing overall stopping distance by eliminating the delay caused by a common human tendency not to brake hard enough, soon enough. Letting up on brake pedal releases Brake Assist. Braking effectiveness also depends on proper brake system maintenance, and tire and road conditions.

Antilock Braking System (ABS)


Brake Assist

Upon sensing emergency braking via the speed at which the driver presses the brake pedal, Brake Assist immediately applies maximum available power boost, potentially reducing overall stopping distance by eliminating the delay caused by a common human tendency not to brake hard enough, soon enough. Letting up on brake pedal releases Brake Assist. Braking effectiveness also depends on proper brake system maintenance, and tire and road conditions.

Antilock Braking System (ABS)

Brake Assist

Upon sensing emergency braking via the speed at which the driver presses the brake pedal, Brake Assist immediately applies maximum available power boost, potentially reducing overall stopping distance by eliminating the delay caused by a common human tendency not to brake hard enough, soon enough. Letting up on brake pedal releases Brake Assist. Braking effectiveness also depends on proper brake system maintenance, and tire and road conditions.



¹ No system, regardless of how sophisticated, can repeal the laws of physics or overcome careless driving actions. Please always wear your seat belt. ² V-rated and Z-rated tires are optimized for performance driving and may provide reduced ride comfort, increased tire noise, substantially increased treadwear and greater susceptibility to damage compared with H-rated tires. ³ Stated rates of acceleration are based upon manufacturer's track results and may vary depending upon model, environmental and road surface conditions, driving style, elevation and vehicle load. ⁴ Preliminary 2002 EPA estimated fuel economy. Compare the estimated mpg to the estimated mpg of other vehicles. You may get different mileage depending on how fast you drive, weather conditions and trip length. See your dealer for final estimates. ⁵ Preliminary estimates. Your actual highway mileage will probably be less than the highway estimate. See your dealer for final estimates.

SPORT PACKAGE



C-CLASS SPORT PACKAGE: Whether you choose the exciting C240 Sedan, the inspiring C320 Sport, or the versatile C320 Sport Wagon, the Sport Package option will give your new C-Class a high-energy interior, an eye-riveting muscular physique, and the precise performance enhancements to go with both. **Hit the Road:** Start with asphalt-gripping 225/50R16 high-performance tires¹ and sporty 5-spoke 16" alloy wheels. Then check out the tighter handling that comes from a sport-tuned suspension with thicker stabilizer bars. **Catch Those Glances:** How can they not gape at the aggressive front apron with mesh air intakes, those black front grille slats behind the chrome ribs, the seductively sculpted side sills and rear apron, that textured B-pillar trim, those monochromatic door handles, and that blue-tinted glass? They can't help staring. And neither will you. **Wow Your Passengers (and Yourself):** The view from the inside is just as spectacular – with Charcoal premium leather upholstery, sport front seats and textured aluminum interior trim. But be warned. You may never want to leave.

1V-rated tires are optimized for performance driving and may provide reduced ride comfort, increased tire noise, substantially increased treadwear and greater susceptibility to damage compared with H-rated tires.





C320 Sedan shown with optional premium leather upholstery and Package C3.

Harmony.
Balance.
Purpose. And that's just the armrest.

If it's what's inside that counts, you'll be pleased to discover that the C-Class sedans offer a rich, elegant cabin that simply tosses compromise right out the window. For starters, the C-Class isn't only one of the roomiest sedans in its class, but it's also the only one that includes leather seating inserts, hand-polished Laurel wood trim, eight air bags offering 10-way protection and the BabySmart™ system as standard features.¹ The steering wheel is a multitasker's dream. Even controls to selected audio system features are all at hand's reach. Meanwhile, pack rats will appreciate the two-tier glovebox and roomy door pockets. There's even a height-adjustable center armrest with, in the C320 and C32 AMG, an enclosed, climate-controlled compartment. These details are more than just independent parts working alone. Together, they reflect the kind of big-picture thinking you can expect from Mercedes-Benz. The C-Class, thoughtful from the outside in.



¹ **WARNING:** THE FORCES OF A DEPLOYING AIR BAG CAN CAUSE SERIOUS OR FATAL INJURY TO A CHILD UNDER AGE 13. THE SAFEST SEATING POSITION FOR YOUR CHILD IS IN THE REAR SEAT, BELTED INTO AN APPROPRIATE, PROPERLY INSTALLED CHILD SEAT, OR CORRECTLY WEARING A SEAT BELT IF TOO LARGE FOR A CHILD SEAT. **A CHILD UNDER 13 MUST NOT USE THE FRONT SEAT** UNLESS THE CHILD IS BELTED INTO AN APPROPRIATE, PROPERLY INSTALLED **BABYSMART-COMPATIBLE** CHILD SEAT. A CHILD UNDER 13 WHO IS TOO LARGE FOR A CHILD SEAT MUST NOT USE THE FRONT SEAT. SEE OPERATOR'S MANUAL FOR ADDITIONAL WARNINGS AND INFORMATION ON AIR BAGS, SEAT BELTS AND CHILD SEATS.



Fine-tuned and calibrated.
That's a C-Class interior for you.

C240 Sedan with optional premium leather upholstery, automatic transmission and Packages C2 and C4.

The C-Class cockpit has been designed for pure driving pleasure and ease. Multifunction controls let you keep your hands on the steering wheel while operating the audio system, trip computer, and optional phone² and navigation system. You also can personalize programmable vehicle features.

² For safety reasons, we encourage the driver to stop the vehicle in a safe place before answering or placing a call. Always plug the phone into the cradle cord for use inside the vehicle. Operating a phone or radio transmitter with its own attached or built-in antenna while the engine is running can interfere with the vehicle's electronic systems.

**BOSCH® DIGITAL MUSIC TO YOUR EARS.
BUT ONLY WHEN NECESSARY.**

The constant drumming of rain. City traffic. Road work. Or an open window. Just a few of the unwanted obstructions that can affect the music coming from your stereo. Enter AudioPilot.[™] It ensures that you'll always perceive a constant sound output, regardless of background noise. The system, standard on the C320 and C32 AMG and optional on the other C-Class models, "listens" to cabin noise and calibrates accordingly. So now you can hear your favorite music the way it was meant to be heard. In the acoustic sanctuary of a C-Class cabin.



DUAL-ZONE CLIMATE CONTROL

The driver likes the temperature one way. The passenger likes it another. The standard automatic climate control in every C-Class allows you to conveniently tailor the temperature on both sides. It even comes equipped with automatic fan and airflow control. A humidity sensor. Dust and pollen filter. An intuitive heated rear window that acclimatizes to outdoor temperature and vehicle speed. And a REST mode that can keep the cabin of your parked C-Class warm with residual engine heat, or circulate outside air on hot days. The C320 adds a digital display (shown at left), dual airflow controls, a solar sensor that adjusts where the sun is, and a smog-sensing odor filter. All said, once inside a Mercedes-Benz C-Class, life is very, very good. We intended it that way.





Stun the meter maid.

If you can ever get the C230 Kompressor Sports Coupe to come to a standstill for more than a moment, you'll see that its interior is peppered with aggressive standard features. For example, a 3-spoke multifunction steering wheel, a stylish instrument cluster, contemporary aluminum interior trim, 6-speaker audio system, and sporty front and rear seats. As an optional extra, our unique electric Panorama sunroof will allow you to count the stars. Spanning from windshield to rear window, its tinted glass lets the outside in, or dual power sunshades keep the outside out.

C230 Kompressor Sports Coupe shown with optional automatic transmission and Packages C1, C2 and C4.



C230 Kompressor Sports Coupe shown with optional premium leather upholstery, automatic transmission and Packages C2 and C4.




Behold the interior of the C230 Kompressor Sports Coupe. Remarkably roomy, incredibly comfortable, and superbly styled, it's a driving environment you'll never want to leave. Add on the optional electric Panorama sunroof – with tinted glass – and the sun, moon and stars can join you.






The C 320 Sport Wagon has all the unleashed power and responsive handling you can ask for from a nontraditional wagon. Some call it the best of everything. Others call it a sporty luxury sedan with room to move. Either way, it simplifies your life with 60/40-split folding rear seats that can take on skis, boards or most other toys you can pull out of your arsenal. There's a 12-volt power outlet in the cargo area so you can energize whenever or wherever. A retractable/removable partition net that helps divide cargo and passengers, and keeps you organized on long, or short, trips. A luggage cover to keep your goods out of sight. And whether the back is fully packed for a long weekend or completely empty, the C 320 is a sport wagon that fits. In more ways than one.

Your whole big life will fit in here.



From behind the wheel, the C320 Sport Wagon looks and feels like anything but a wagon. The controls and instrument cluster will make you think you're in a sports car. So will the zesty performance of this youthful wagon. Yet it is a wagon. And because it's a Mercedes-Benz wagon, it's imbued with expansive interior space, exceptional ergonomic design and the versatility to handle many kinds of cargo.



C320 Sport Wagon shown with optional Sport Package, sunroof and headlamp washers.

TELE AID



Hold that thought. Better yet, hold a ton of them.

While we're busy engineering some of the world's most sought-after cars, you're busy taking care of what is supposed to be an ordinary, stress-free life. Which is why our Tele Aid Concierge Service¹ is more than happy to help when it comes to bringing order to chaos. If you're too busy to see your doctor, we'll reschedule your appointment. Anniversary? Tele Aid Concierge Service can arrange your dinner reservations and babysitter services, and even have flowers sent to you-know-who. When it comes to travel, car rental and hotel reservations, or tickets to sporting and cultural events, Tele Aid Concierge Service is there to help make the arrangements. If you need to be in the know when it comes to stock quotes, news, weather and sports, simply set up our optional customized Tele Aid Info Services,² and you can download it all at the touch of a button. And see to it that productivity has taken fair occupancy in the passenger seat.

If you can point and push, you can use Tele Aid. Soon after you push one of these buttons, just speak into your car's integrated hands-free microphone, and we're there.



THE I-BUTTON

Push the I-button and our helpful Customer Assistance Center experts will be glad to answer almost any questions you have about your Mercedes, from "Where's the nearest dealer?" to "What's this button for?"



THE WRENCH BUTTON

If your tire's flat, you're out of gas or a warning indicator is lit, the wrench button comes to the rescue. Tele Aid will even tell us your car's model, color, location and even diagnostic codes, so we can dispatch Roadside Assistance if necessary.³



THE SOS BUTTON

If you need emergency assistance, press the Tele Aid SOS button, and emergency response personnel will detect your car's location. And should an air bag or seat-belt Emergency Tensioning Retractor deploy, help will automatically be called.

Mercedes CARE

SUPPORT & SERVICE

Unparalleled support. Just part of your Mercedes experience.

We're committed to making your ownership experience the best you've ever had — 24 hours a day, every day of the year. And with features like regular maintenance at no extra charge,⁴ even having your vehicle serviced should prove quite satisfying.

24-HOUR CUSTOMER ASSISTANCE

Our Customer Assistance Center is your one-stop source for all information regarding your Mercedes-Benz. Whether you need to know how to use your audio system, find your nearest Mercedes-Benz Center, get pricing details on new vehicles, or learn about personal and automotive accessories, just call or press the *F*-button — we'll be happy to assist you.

24-HOUR ROADSIDE ASSISTANCE

The first of its kind, the Mercedes-Benz Roadside Assistance program is still the only one that never expires. Our Roadside Assistance technicians are accomplished problem-solvers who can draw on years of experience and training to get you back on the road as quickly as possible.³

SIGN AND DRIVE

Mercedes-Benz Roadside Assistance will bring you some fuel if you've run out, replace a flat tire with your spare or jump-start your car if your battery is dead — all at no charge. And all for as long as you're driving a Mercedes-Benz. Even somebody else's.⁵

MERCEDES-BENZ WARRANTIES

The New Vehicle Limited Warranty runs 48 months or 50,000 miles, whichever comes first. And you can also opt for a Mercedes-Benz Extended Limited Warranty that will provide additional protection when the New Vehicle Limited Warranty expires.⁶



TRIP INTERRUPTION REIMBURSEMENT

In the unlikely event that a breakdown covered by your MBUSA New Vehicle Limited Warranty occurs more than 100 miles from your home, leaves your Mercedes inoperable or unsafe to drive, and requires overnight repairs at a Mercedes-Benz Center, you'll be reimbursed up to \$300 per day for actual documented expenses — for up to three days — for meals, lodging and substitute transportation.

FLEXIBLE SERVICE SYSTEM

No two drivers are the same. So rather than applying one maintenance schedule to every vehicle, the Flexible Service System in your Mercedes monitors the oil quality, engine loads, rpm, operating temperatures and your driving habits to determine precisely when

regular maintenance is necessary. Then a display on the dash reminds you to contact your Mercedes-Benz Center for an appointment.

THE MERCEDES-BENZ MAINTENANCE COMMITMENT

For the duration of your New Vehicle Limited Warranty, regular maintenance costs nothing. Zero. Zip. So when the Flexible Service System in your Mercedes calls for maintenance, the expert technicians at your local Mercedes-Benz Center will do the work at no charge.⁴

ALTERNATE TRANSPORTATION

When you bring your vehicle in to your Mercedes-Benz Center for warranty service, ask about the Alternate Transportation Program — so you can return to your busy schedule.⁷

¹ Tele Aid, optional on the C230 Compressor Sports Coupe, included at no charge on all other models, operates where cellular and Global Positioning System coverage are available. Subscription required for service, airtime and connection charges. First year's monitoring and connection charges plus 30 minutes airtime included at no cost with subscription. Concierge Service included at no cost with basic Tele Aid subscription. ² Requires basic Tele Aid subscription and optional COMAND system. For safety reasons, we encourage the driver to stop the vehicle in a safe place before reading downloaded information. ³ Roadside Assistance repairs may involve charges for parts, service and towing. Depending on the circumstances, these services may be provided by an outside service, courtesy of Mercedes-Benz Roadside Assistance. ⁴ Maintenance need is determined by the Flexible Service System, and wear items are not covered. Please see your dealer. ⁵ For full details of Sign and Drive services, as well as the Roadside Assistance Program, please see your dealer. ⁶ Please see your dealer for warranty details as well as for terms, conditions and pricing for extended warranty options. ⁷ Certain restrictions may apply. Terms, conditions and dealer participation may vary.

OPTIONS

Reading about the exciting C-Class is one thing. But you want to get behind the wheel of one of these luxury wonders and see what it'll do, right? Then again, you may want to know about the many optional choices available for your C-Class, because you're always looking for those little things to make a more personal statement, enhance your sense of luxury or enrich those creature comforts. You'll surely find at least a few items on these pages to catch your fancy. And ask your Mercedes dealer about the many other options and dealer-installed accessories available for your 2002 C-Class.



- The optional 6-disc CD changer, mounted in the glovebox, can provide hours of entertainment!¹
- Keep your night vision always clean and clear with optional heated headlamp washers!²
- Onboard GPS navigation and CD-ROM/CD player come with the optional COMAND system.²




At the touch of a button, you can express-open the optional power tilt/sliding tinted glass sunroof available on the C240 and C320 models.



Use the optional Motorola Timoport[®] portable phone in your C-Class or away from your car.



The accessory Motorola V60[™] digital phone is ultracompact and features an aluminum case.³



Turn your C230 Kompressor Sports Coupe or C240 Sedan into a true audiophile's dream with the optional 10-speaker Bose[®] digital sound system.



- Treat yourself to even more C-Class luxury by opting for premium full-leather upholstery.
- A power rear-window sunshade, part of sedan Option Package C2, helps keep the cabin cooler.
- Make life easier with 10-way power front seats and power steering column, both with memory (standard on C320 models and C32 AMG).



- The optional Touch Shift 5-speed automatic transmission (standard on the C320 Sedan and Sport Wagon) adapts to how you're driving.
- Optional on the C240 and C320 Sedans (standard on all other models) are 60/40-split folding rear seats.
- For extra convenience and safety, add the optional rain-sensing automatic intermittent wipers.



C230 KOMPRESSOR SPORTS COUPE
C240 SEDAN
C320 SEDAN
C320 SPORT WAGON
C32 AMG SPORT SEDAN

OPTIONS AND PACKAGES

- Driver-adaptive electronic 5-speed automatic transmission.
- Power tilt/sliding tinted glass sunroof with one-touch express-open/close.
- Power rear-window sunshade with one-touch express-up/down.
- Xenon High Intensity Discharge low-beam headlights (requires Package C4 or headlamp washers).
- Heated headlamp washers.
- Infrared rain sensor (automatically adjusts intermittent wiper delay based on rainfall).
- Multicontour driver's seat with pneumatic side, lumbar and thigh supports (not available with Sport Package).
- Ski sack in rear center armrest pass-through.
- Bose sound system with Bose AudioPilot digital processing.
- Tele Aid.⁴
- COMAND integrated navigation system, radio and single-CD player/CD-ROM drive. In-dash navigation system uses GPS satellites to pinpoint the current location of your car, and map databases on CD-ROM.²
- Integrated 6-disc CD changer, mounted in glovebox.³
- Integrated Motorola Timeport[®] dual-band digital portable telephone, with or without voice control system for operation of commonly used telephone and audio system features.⁵
- Premium leather upholstery on all seat surfaces plus head restraints and door trim inserts.
- Metallic paint.
- Package C1: 10-way power front seats, each with 3-position memory, 4-way power steering column.
- Package C2: Panorama tinted glass roof, including power tilt/sliding panel with express-open and dual power sunshades (sports coupe) or glass sunroof (sedans and sport wagon). Rain-sensing automatic intermittent windshield wipers. Power rear-window sunshade (sedans).
- Package C3: 60/40-split folding rear seats. Ski sack in rear center armrest pass-through.
- Package C4: Heated headlamp washers. Heated front seats.
- Premium Package C5: Panorama roof. Bose sound. Premium leather upholstery. Rain-sensing wipers.
- Sport Package C6: Four 16" 5-spoke alloy wheels with 225/50 R16 92V high-performance tires.⁷ Thicker stabilizer bars. Sculpted lower bodywork. Monochromatic exterior door handles. Textured B-pillar trim.
- Blue-tinted glass. Charcoal premium leather upholstery. Sport front seats. Textured aluminum interior trim.
- Wheel Package C7: Four 17" 7-spoke alloy wheels with 225/45ZR17 high-performance tires.⁷ Color-keyed exterior door handles. Enlarged, polished stainless steel exhaust tip. 3-spoke sport steering wheel with raised thumbgrips. Leather-covered sport shift knob. Rubber-studded aluminum pedals. Patterned aluminum door sill appliques.
- Package K2: 6-disc CD changer. Motorola Timeport phone.⁵
- Package K2a: 6-disc CD changer. Motorola Timeport phone with voice control system.⁵

● STANDARD ○ OPTIONAL — NOT AVAILABLE

¹ Optional or also available as part of an Option Package. See options listing above. ² Dealer's standard cassette player and dash pocket. CD-ROM maps do not cover all areas nor all routes within an area. One regional CD-ROM is included with vehicle. ³ Delayed availability. See your dealer. ⁴ Where cellular and Global Positioning System coverage are available. Subscription required for service, airtime and connection charges. First year's monitoring and connection charges plus 30 minutes airtime included at no cost with subscription. Owner must authorize stolen vehicle tracking and file a police report. ⁵ Dealer-installed when ordered as individual accessories. Factory-installed when ordered as part of Package K2 or K2a. ⁶ 60/40-split rear seats are standard on C230 Kompressor Sports Coupe, C320 Sport Wagon and C32 AMG. ⁷ V-rated and Z-rated tires are optimized for performance driving and may provide reduced ride comfort, increased tire noise, substantially increased headwear and greater susceptibility to damage compared with H-rated tires.



Heated front seats (standard on the C32 AMG) are a soothing part of Option Package C4.



The optional Panorama tinted glass roof can let the sun, moon and stars shine in your C230 Kompressor Sports Coupe.