



Mercedes-Benz 2005

CL-Class

- CL 500
- CL 55 AMG
- CL 600



Forget everything you know about driving

Let go of all preconceived notions of how a car is supposed to look, feel and drive. Then start at the very beginning. That's where Mercedes-Benz began when we invented the very first automobile in 1886 – without any template to follow, just an idea and the passion to pursue it. It's from that same desire to pioneer original technologies and new driving experiences that the iconic CL-Class is born. Its sophisticated pillarless coupe design combines with innovations such as **Active Body Control** – the most advanced active suspension in production – and a thoroughly luxurious 4-passenger cabin to redefine your expectations of what a car can be. So whether you choose the refined V-8 strength of the CL 500, the unrelenting power of the twin-turbo V-12 CL 600 or the exhilarating rush of the supercharged CL 55 AMG, it's time to drive like never before.



CL 500 Coupe shown in Brilliant Silver metallic with optional AMG Sport Package.

CL-Class specifications (1 of 2).

ENGINE	CL 500 COUPE	CL 55 AMG COUPE	CL 600 COUPE
Engine type Construction	4,966-cc SOHC 24-valve 90° V-8 High-pressure die-cast alloy cylinder block. Alloy heads	5,439-cc AMG-built intercooled supercharged SOHC 24-valve 90° V-8 High-pressure die-cast alloy cylinder block. Reinforced crankshaft and valvetrain. Alloy heads. Lightweight camshafts. Reinforced engine block, oil pan structure, pistons, connecting rods and crankshaft	5,513-cc intercooled twin-turbocharged SOHC 36-valve 60° V-12 Two-piece high-pressure die-cast alloy cylinder block. Alloy heads and pistons. Die-cast magnesium cylinder head covers
Net power Net torque Compression ratio	302 hp @ 5,600 rpm 339 lb-ft @ 2,700–4,250 rpm 10.0:1	493 hp @ 6,100 rpm 516 lb-ft @ 2,750–4,000 rpm 9.0:1	493 hp @ 5,000 rpm 590 lb-ft @ 1,800–3,500 rpm 9.0:1
Induction	Magnesium 2-stage resonance intake manifold increases intake runner length at lower rpm for improved response	Helical high-pressure supercharger with liquid-to-air intercooler	Twin turbochargers (one per cylinder bank, integrated in exhaust manifolds) with liquid-to-air intercoolers
Fuel and ignition system	ME 2.8 engine management Integrated sequential multipoint fuel injection and phased twin-spark ignition includes individual cylinder control of fuel spray, spark timing and phase, and antiknock. Electronic throttle. Two high-energy ignition coils and two spark plugs per cylinder, with 100,000-mile spark plug intervals (60,000 miles on CL 600)	ME 2.8 engine management Integrated individual cylinder control of fuel spray, spark timing and phase, and antiknock. Electronic throttle.	ME 2.7.1 engine management Electronic throttle.
Fuel requirement Fuel tank capacity	Premium unleaded , 91 pump octane 23.2 gal/88.0 liters (with 2.9-gal/11.0-liter reserve)	Premium unleaded , 91 pump octane 23.2 gal/88.0 liters (with 2.9-gal/11.0-liter reserve)	Premium unleaded , 91 pump octane 23.2 gal/88.0 liters (with 2.9-gal/11.0-liter reserve)
DRIVETRAIN			
Transmission type	7-speed automatic	AMG-enhanced 5-speed automatic	5-speed automatic
Driver-adaptive control Touch Shift Shift into Optimum Gear Comfort mode	Electronically controlled shifting. Driver-adaptive programming adjusts shift points to the driver's current driving style Touch Shift allows driver to manually downshift and allow upshifts by nudging the shift lever left or right from the Drive position Shift into Optimum Gear programming allows one-touch selection of the best gear for maximum acceleration or engine braking by holding the shift lever to the left of Drive for one second Driver-selectable Comfort mode starts vehicle moving in 2nd gear or a second Reverse gear, and upshifts at lower rpm, to help improve control on slippery surfaces		
AMG SpeedShift	Not available	Standard	Not available
	AMG SpeedShift™ programming provides up to 35% faster gear changes, automatically downshifts during braking, prevents unwanted upshifting while cornering, offers one-touch selection of the best gear for maximum acceleration (Shift into Optimum Gear), and features torque converter lockup in all forward gears		
Fingertip manual mode	Not available	Standard	Not available
	Fingertip manual mode allows direct-access shifting through forward gears via buttons on back of upper steering-wheel spokes (left button downshifts, right button upshifts) or via Touch Shift feature of shift lever, and will automatically intervene only to induce an upshift at redline, to downshift as needed upon full throttle, and to select 1st gear when the vehicle stops. In Standard and Comfort modes, the steering-wheel buttons operate the Touch Shift feature		
Drive configuration	Rear-wheel drive	Rear-wheel drive	Rear-wheel drive
Rear axle ratio	2.82:1	2.65:1	2.65:1
TRACTION / STABILITY			
Electronic Stability Program (ESP)	ESP compares the driver's intended course, via steering and braking inputs, to the vehicle's response, via lateral acceleration, rotation (yaw) and individual wheel speeds. ESP then brakes individual front or rear wheels and/or reduces excess engine power as needed to help correct understeer (plowing) or oversteer (fishtailing). ESP also integrates all-speed traction control, which senses drive-wheel slip under acceleration and individually brakes the slipping wheel or wheels, and/or reduces excess engine power, until control is regained ¹		
PERFORMANCE			
Acceleration, 0–60 mph²	6.1 seconds	4.6 seconds	4.6 seconds
Fuel economy, EPA estimate³ highway estimate ⁴	16 mpg 24 mpg	14 mpg 21 mpg	13 mpg 19 mpg

¹ No system, no matter how sophisticated, can repeal the laws of physics or overcome careless driving actions. Please always wear your seat belt.

² Stated rates of acceleration are based upon manufacturer's track results and may vary depending upon model, environmental and road surface conditions, driving style, elevation and vehicle load.

³ 2004 EPA estimated fuel economy. Compare the estimated mpg to the estimated mpg of other vehicles. You may get different mileage depending on how fast you drive, weather conditions and trip length. 2005 figures unavailable at time of publication. See your dealer.

⁴ Your actual highway mileage will probably be less than the highway estimate. 2004 figures shown. 2005 figures unavailable at time of publication. See your dealer.

CL-Class specifications (2 of 2).

BODY	CL 500 COUPE		CL 55 AMG COUPE		CL 600 COUPE	
Body construction	Monocoque pillarless hardtop coupe with hybrid steel, aluminum and magnesium body. ¹ Composite front fenders and trunk lid. High-strength/low-alloy steel reinforcements in critical areas					
SUSPENSION / STEERING						
Suspension, front–rear	Independent 4-link –Independent 5-arm multilink		Independent 4-link –Independent 5-arm multilink		Independent 4-link –Independent 5-arm multilink	
Active Body Control (ABC)	Standard ABC, an active suspension system , utilizes a coil spring and an electronically controlled hydraulic cylinder in series, plus a separate gas-pressurized shock absorber at each wheel. Using a total system pressure of up to 2,900 psi, ABC continually adjusts each wheel's suspension to counteract vibration, pitch, dive, squat and roll. ABC also provides automatic 4-wheel level control , driver-selectable ride height and automatic lowering at higher speeds. ² Driver-selectable sport mode virtually eliminates body roll for even flatter cornering and sharper handling response		Standard , AMG-enhanced		Standard	
Steering	Rack-and-pinion with vehicle-speed-sensitive power assist and integrated hydraulic damper. Steering-wheel turns: 2.9 lock-to-lock. Turning circle: 37.6 ft/11.5 m curb-to-curb					
WHEELS / TIRES						
Wheels, aluminum-alloy, standard	5-twin-spoke design. 7.5Jx17 front and rear		Polished AMG double-spoke design. ³ 8.5Jx18 front – 9.0Jx18 rear		Highly polished forged 6-hole design. 8.0Jx18 front and rear	
optional AMG Sport Package	AMG thin-spoke monoblock ³ 8.5Jx18 front – 9.0Jx18 rear		Not available		AMG thin-spoke monoblock ³ 8.5Jx18 front – 9.0Jx18 rear	
optional Appearance Package	5-spoke design. 8.0Jx18 front and rear		Not available		5-spoke design. 8.0Jx18 front and rear	
Tires, steel-belted radial, standard	225/55R17 97H front and rear, all-season performance		245/45ZR18 XL front – 265/40ZR18 XL rear, high-performance ³		245/45ZR18 XL front and rear, high-performance ⁴	
optional AMG Sport Package	245/45ZR18 XL front – 265/40ZR18 XL rear, high-performance ³		Not available		245/45ZR18 XL front – 265/40ZR18 XL rear, high-performance ³	
optional Appearance Package	245/45ZR18 XL front and rear, high-performance ⁴		Not available		245/45ZR18 XL front and rear, high-performance ⁴	
BRAKES						
Brake system	Dual-circuit power-assisted 4-wheel disc		AMG-enhanced dual-circuit power-assisted 4-wheel disc		Dual-circuit power-assisted 4-wheel disc	
Front discs/calipers	12.3" perforated and internally ventilated/Brembo 4-piston fixed		14.2" perforated and internally ventilated/AMG 8-piston fixed		13.6" perforated and internally ventilated/Brembo 4-piston fixed	
Rear discs/calipers	11.8" internally ventilated/single-piston floating		13.0" perforated and internally ventilated/AMG 4-piston fixed		13.0" perforated and internally ventilated/4-piston fixed	
Antilock Braking System (ABS)	ABS senses impending wheel lockup under heavy braking and pumps the front brakes individually or the rear brakes together (to help maintain stability) as needed up to 30 times per second, to prevent lockup and maintain steering ability					
Brake Assist	Brake Assist senses emergency braking via the speed at which the driver presses the brake pedal and immediately applies maximum available power boost, potentially reducing the overall stopping distance by eliminating the delay caused by a common human tendency not to brake hard enough, soon enough. Letting up on the brake pedal releases Brake Assist ⁵					
Electronic Brake Force Distribution	Electronic Brake Force Distribution helps ensure proper brake proportioning for differing vehicle load and maneuvering conditions, and promotes more even brake-pad wear by allowing for a greater rear-wheel contribution to straight-line braking compared to braking while cornering					
EXTERIOR DIMENSIONS						
Wheelbase	113.6 in/2,885 mm		113.6 in/2,885 mm		113.6 in/2,885 mm	
Overall length	196.4 in/4,989 mm		196.4 in/4,989 mm		196.4 in/4,989 mm	
Overall height	55.4 in/1,408 mm		55.4 in/1,408 mm		55.4 in/1,408 mm	
Overall width	73.1 in/1,857 mm		73.1 in/1,857 mm		73.1 in/1,857 mm	
Track, front–rear	62.1 in/1,577 mm – 62.1 in/1,578 mm		62.1 in/1,577 mm – 62.1 in/1,578 mm		62.1 in/1,577 mm – 62.1 in/1,578 mm	
Coefficient of drag	0.28		0.29		0.28	
Curb weight	4,085 lb/1,853 kg		4,255 lb/1,930 kg		4,473 lb/2,029 kg	
INTERIOR DIMENSIONS						
	FRONT	REAR	FRONT	REAR	FRONT	REAR
Headroom	36.9 in/936 mm	36.8 in/935 mm	36.9 in/936 mm	36.8 in/935 mm	36.9 in/936 mm	36.8 in/935 mm
Legroom	42.1 in/1,069 mm	30.8 in/782 mm	42.1 in/1,069 mm	30.8 in/782 mm	42.1 in/1,069 mm	30.8 in/782 mm
Shoulder room	59.3 in/1,505 mm	54.6 in/1,387 mm	59.3 in/1,505 mm	54.6 in/1,387 mm	59.3 in/1,505 mm	54.6 in/1,387 mm
Cabin capacity	88.5 cu ft/2,505 liters		88.5 cu ft/2,505 liters		88.5 cu ft/2,505 liters	
Trunk capacity	12.3 cu ft/348 liters		12.3 cu ft/348 liters		12.3 cu ft/348 liters	

1 Due to the innovative materials and assembly procedures used in the production of the CL-Class, paintwork and body repairs should be performed only by a repair facility that has been certified by MBUSA as having the tools, equipment and training necessary to perform such repairs. MBUSA encourages its customers to choose a repair facility that is certified and recommended by MBUSA. Please call MBUSA at 1-800-FOR-MERCEDES for additional details.

2 Please obey local speed laws.

3 AMG 18" wheels and accompanying high-speed-rated tires provide substantially increased treadwear and reduced ride comfort

compared to H-rated tires. Serious wheel and tire damage may occur if the vehicle is operated on rough or damaged road surfaces or upon encountering road debris or obstacles.

4 Z-rated tires are optimized for performance driving and may provide reduced ride comfort, increased tire noise, substantially increased treadwear and greater susceptibility to damage compared with H-rated tires.

5 Braking effectiveness also depends on proper brake system maintenance, and tire and road conditions.

CL-Class equipment (1 of 4).

CL 500 COUPE	CL 55 AMG COUPE	CL 600 COUPE	
EXTERIOR APPEARANCE			
□ ¹	■	□ ¹	AMG-design front air dam with mesh air intakes, side skirts and rear apron
■	-	■	Dual chrome exhaust tips
-	■	-	Four polished stainless-steel exhaust tips
EXTERIOR FEATURES			
■	■	■	Power tilt/sliding tinted glass sunroof with one-touch express-open/close and memory
■	■	■	Dual power mirrors, linked to driver's seat memory and automatically heated
■	■	■	Power fold-in for side mirrors. Driver-programmable automatic folding feature retracts side mirrors upon remote-locking of car, and folds mirrors out when car is unlocked and a door is opened
■	■	■	Auto-dimming left-side mirror
■	■	■	Parking-assist right-side mirror can be programmed to tilt down upon shifting to Reverse
■	■	■	Electrically heated rear window with auto-shutoff based on time, driving speed and outside temperature
■	■	■	Dual aero-blade windshield wipers
■	■	■	Heated washer system, including nozzles, lines and reservoir. Heated wiper parking position
■	■	■	Infrared rain sensor automatically adjusts wiper speed and intermittent wiper frequency from infinite delay to constant wiping, based on amount of rainfall measured on windshield
■	■	■	Infrared-reflective glass helps reduce radiant heat penetration
■	■	■	Laminated side glass helps reduce UV penetration
EXTERIOR LIGHTING			
■	■	■	Bi-Xenon High Intensity Discharge low-beam and high-beam headlamps with automatic level control, halogen auxiliary high beams, clear high-impact polycarbonate lenses, and heated headlamp washers
■	■	■	Halogen front foglamps. Single red rear foglamp, integrated in left taillamp cluster
■	■	■	Driver-selectable light-sensing headlamps can be set via the Auto position of the headlamp switch to automatically illuminate in darkness, and when entering dark tunnels or parking garages
■	■	■	Driver-programmable Daytime Running Lamps illuminate low-beam headlamps in daylight, with auto-on override in darkness
■	■	■	Automatic lamp substitution uses a nearby lamp if a critical bulb fails
■	■	■	Touch Turn Signals flash three times with one touch of turn-signal lever, for lane-changing. Auxiliary LED turn signal indicators are integrated with side mirror housings
LOCKING / SECURITY			
■	■	■	SmartKey uses an electronic code to unlock the gearshift and ignition. Removing SmartKey from ignition disables engine computer to help prevent unauthorized starting
■	■	■	SmartKey remote control integrates: Door lock/unlock buttons. Trunk opener. Removable valet key. Panic alarm. Driver may selectively unlock only the driver's door and fuel filler, or both doors plus the trunk/tailgate and fuel filler
■	■	■	SmartKey remote locking uses redundant infrared and radio-frequency signals for improved range, and rolling-code signal for protection from transmitter cloning

- STANDARD
- OPTIONAL
- NOT AVAILABLE

CL 500 COUPE	CL 55 AMG COUPE	CL 600 COUPE	
LOCKING / SECURITY CONTINUED			
■	■	■	SmartKey offers infrared-remote opening/closing of windows and sunroof, and can turn on Active Ventilated front seats; ² from outside the car
■	■	■	Driver-programmable user-recognition feature links each SmartKey to driver's preferences (up to three individual users per car) for: Driver's seat memory settings (all 3 presets, including steering column and outside mirror positions). Various climate control settings
■	■	■	Driver-programmable driveaway locking can automatically lock the doors when the car reaches 9 mph
■	■	■	Night security illumination uses the car's exterior lights to help illuminate a path after parking. Driver-programmable intervals allow lights to stay on for 60, 45, 30 or 15 seconds, or not at all
■	■	■	Locator lighting uses the car's lights to help light a return path when the car is remote-unlocked in darkness. Unlocking car activates illuminated entry system, which includes interior lighting, plus entrance lamps in both doors and underneath outside mirrors
■	■	■	Pneumatic door and trunk closing assist
■	■	■	Emergency trunk release, located inside trunk and illuminated for 60 minutes after trunk lid is closed
■	■	■	Integrated 3-button garage door control, compatible with HomeLink [®] components and some other systems
■	■	■	Tele Aid GPS-based Stolen Vehicle Recovery allows law enforcement agencies to track and recover stolen vehicle ³
■	■	■	Tele Aid Remote Door Unlock allows owner to have doors automatically unlocked in the event the SmartKey becomes locked inside vehicle ³
■	■	■	Tele Aid Automatic Alarm Notification alerts Mercedes-Benz to contact vehicle owner if antitheft alarm sounds ³
INTERIOR FEATURES			
■	■	■	Multifunction steering wheel provides convenient, additional controls for basic functions of audio system and phone; ² plus operation of multifunction display
-	-	-	Fingertip shift buttons behind steering-wheel spokes
■	■	■	Power windows, with one-touch express-up/down for front windows and one-touch express-down for rear windows
■	■	■	Power rear-window sunshade, with one-touch express-up/down
■	■	■	Auto-dimming rearview mirror
■	■	■	4-way (tilt/telescoping) power steering column, position linked to driver's seat memory
■	■	■	Driver-programmable easy-exit feature can move driver's seat rearward and/or raise steering column when SmartKey is removed from ignition, and restore positions when key is reinserted
■	■	■	Electronic cruise control, with digital readout of selected speed in multifunction display upon engagement
■	■	■	Automatic ambient lighting provides gentle illumination while driving in darkness to the console, door handles and front footwells. Dual front reading lamps
■	■	■	Courtesy lamps with programmable fade-out time. Entrance lamps in both doors
■	■	■	Dual illuminated vanity mirrors (in sun visors), with both magnifying and standard lenses
■	■	■	Front center armrest with two-level enclosed storage and dual cupholders. Lower compartment is illuminated and includes a climate-control air outlet. Illuminated glovebox
■	■	■	Rear center console with laser-cut wood rolltop cover
■	■	■	Folding rear center armrest with enclosed storage and dual cupholders. Magazine pockets on front seatbacks. Pockets in both doors. Parcel net in right front footwell
■	■	■	Illuminated, carpeted trunk with tie-down hooks

1 Optional as part of an Option Package. See Option Packages listing. 2 When so equipped. 3 First year's basic Tele Aid service provided at no additional cost with subscription. Subscription and acquaintance call required for service to be active. System operates only where cellular and GPS coverage are available. Owner must authorize stolen vehicle tracking by providing a personal PIN code and file a police report. See dealer for details of telematics services.

CL-Class equipment (2 of 4).

CL 500 COUPE	CL 55 AMG COUPE	CL 600 COUPE	
CLIMATE CONTROL			
■	■	■	Dual-zone CFC-free automatic climate control with individual left and right electronic controls for temperature and airflow direction, with dual automatic modes and a selectable automatic mode for the center dash vents
■	■	■	Adjustable high-flow/low-draft vents in dash, doors, and rear of front console
■	■	■	REST mode can ventilate cabin or help keep cabin warmer using residual heat for up to 30 minutes after car is turned off
■	■	■	Electrostatic dust and pollen filter
■	■	■	Activated charcoal filter with smog-sensing automatic recirculation of filtered cabin air
■	■	■	Sun sensor helps compensate for the effects of directional sunlight on the occupants
■	■	■	Humidity/dewpoint sensor helps reduce window fogging during humid weather, and helps prevent overdrying of cooled air
■	■	■	Tunnel mode offers one-touch closing of all windows, the sunroof and cabin air intake by pressing and holding the air-recirculation button. Pressing button again restores previous window and sunroof positions
■	■	■	Seat-belt usage sensors allow climate control to focus first on occupied seating positions

CL 500 COUPE	CL 55 AMG COUPE	CL 600 COUPE	
AUDIO / TELEMATICS			
■	■	■	COMAND-DVD Cockpit Management and Data system integrates: DVD-based navigation (see below). AM/FM stereo/weatherband radio. In-dash single-CD player. Controls for trunk-mounted 6-disc CD changer and phone. ¹ A 6.5" color-LCD in-dash screen. Ten mode-dependent soft keys alongside screen for easy access to commands and on-screen menus
■	■	■	Fiber-optic network offers precise, high-speed communication among components. Factory preparation for CD changer and cellular phone, and SIRIUS Satellite Radio ² prewiring, using fiber-optic network
■	■	■	Bose [®] Cabin Surround™ multichannel digital surround sound system features: 10 speakers, including two surround-sound speakers on rear shelf, a dash-mounted center fill speaker and a 10" Nd [®] Neodymium Iron Boron high-efficiency woofer. Cabin Surround sound architecture, with independent front and rear channels for a 360° sound field and a proprietary channel assignment algorithm for a balanced, accurate surround-sound experience for playback of audio CDs and optional SIRIUS Satellite Radio ² at every seating position. Bose Centerpoint™ signal processing, which processes stereo and matrix surround CDs to five independent channels, delivering a multichannel surround-sound experience, even from conventional stereo CDs. Bose AudioPilot™ digital processing, which monitors sound within the cabin and helps compensate for unwanted ambient noise with no perceived change in audio volume
■	■	■	Integrated trunk-mounted 6-disc CD changer
■	■	■	COMAND-DVD in-dash navigation system uses Global Positioning System (GPS) satellites to determine the current location of your car, with map database for the contiguous U.S., Hawaii and Canada on a single DVD. ³ DVD-ROM drive concealed in trunk
□	□	■	Hands-Free Communication System with a Motorola digital telephone and voice control system for operation of commonly used telephone and audio system features (see dealer for choice of phones)
■	■	■	Tele Aid system uses GPS satellites plus a cellular link to provide 24-hour live assistance for emergency aid (SOS button), information (<i>i</i> -button) or Roadside Assistance (wrench button). Tele Aid basic services include Automatic Collision Notification (engages SOS function if an air bag or ETD deploys), Stolen Vehicle Tracking, Remote Door Unlock service and Dealer Connect ⁴

CL 500 COUPE	CL 55 AMG COUPE	CL 600 COUPE	
SEATING			
■	■	■	14-way power front seats, each with pneumatically adjustable lumbar support and 3-position memory. Driver's seat memory includes steering column and outside mirror positions. Memory presets are linked to each SmartKey's user-recognition feature
—	■	—	AMG-design sport front seats
■	■	■	Heated front seats
□ ⁵	■	■	Active Ventilated front seats with 8 internal fans, plus heating feature
□ ⁵	■	■	Dynamic multicontour front seatbacks with pneumatically adjustable side and lumbar supports, and massage feature which slowly pulsates the central lumbar support to help reduce muscle fatigue
■	■	■	Individual rear seats
■	■	■	Rear-seat easy-entry courtesy feature with obstruction sensor: When either front seatback is tipped forward, the entire front seat automatically power-glides forward, for easier access to rear cabin. Seat returns to its previous position when seatback is returned upright

CL 500 COUPE	CL 55 AMG COUPE	CL 600 COUPE	
UPHOLSTERY / TRIM			
■	—	—	Premium leather upholstery hand-fitted to each seat, plus head restraints, seatback magazine pockets, dash, console, doors and center armrests
—	■	—	Hand-fitted AMG-design glove-soft Nappa leather seating surfaces with perforated inserts and metal AMG badges. Premium leather on remainder of seats, as well as seatback magazine pockets, dash, console, doors and center armrests
□ ⁶	□ ⁶	■	Exclusive leather interior treatment with glove-soft Nappa leather hand-fitted to seats, head restraints, dash, console, doors, armrests and rear shelf. Alcantara covering pillars, sun visors and ceiling
■	—	—	Premium leather and wood trimmed steering wheel and shift knob
—	■	—	AMG-design leather-trimmed sport steering wheel with raised thumbgrips and fingertip shift controls. Leather and wood trimmed shift knob
—	—	■	Nappa leather and wood trimmed steering wheel and shift knob
■	■	■	Hand-polished Chestnut or Burl Walnut wood trim on doors, front and rear consoles, and shift gate
—	—	■	Wood-trimmed overhead console, rear-cabin control panel, and cupholder cover in rear center armrest
■	■	■	Stainless-steel door sill trim (with AMG insignia on CL 55 AMG)
■	■	■	Velour floor carpeting and floor mats (exclusive AMG floor mats on CL 55 AMG)

- STANDARD
- OPTIONAL
- NOT AVAILABLE

¹ When so equipped.

² See dealer for availability details. While the SIRIUS network of satellite and terrestrial antennas provides nearly seamless service throughout the contiguous U.S., SIRIUS service may be unavailable or interrupted for a variety of reasons, including environmental or topographic conditions; in certain locations such as tunnels, parking garages, or within or next to large buildings; or near other technologies that can interfere with the SIRIUS signal. Programming subject to change. Not available in Alaska, Hawaii or Puerto Rico.

³ DVD-ROM maps do not cover all areas nor all routes within an area. One U.S./Canada DVD-ROM is included with vehicle.

⁴ First year's basic Tele Aid service provided at no additional cost with subscription. Subscription and acquaintance call required for service to be active. System operates only where cellular and GPS coverage are available. Owner must authorize stolen vehicle tracking by providing a personal PIN code and file a police report. See dealer for details of telematics services.

⁵ Optional as part of an Option Package. See Option Packages listing.

⁶ Optional as part of CL-Class *designo* editions.

CL-Class equipment (3 of 4).

CL 500 COUPE	CL 55 AMG COUPE	CL 600 COUPE	
INSTRUMENTATION			
■	■	■	Electroluminescent analog speedometer, tachometer and gauges for fuel level and coolant temperature
■	■	■	Digital clock, outside temperature indicator, and display of Touch Shift gear selection and shift mode
–	■	–	AMG-design instrument cluster
■	■	■	Automatic illumination of displays and controls based on ambient light
■	■	■	Multifunction display in speedometer face can be scrolled via steering-wheel controls to operate and display various menus and vehicle features: Odometer and resettable trip meter. Maintenance System (see below), tire pressure (see below), engine oil-level check, and digital speedometer. Radio station, CD player/CD changer. Mobile phone book. ¹ Navigation system route guidance. DISTRONIC adaptive cruise control settings. ¹ Trip computer (elapsed time, fuel consumption, distance to empty). Vehicle reminder and malfunction messages. Driver-programmable settings for instrument cluster, clock, lighting, vehicle and convenience features
■	■	■	Mercedes-Benz Maintenance System displays distance remaining to next basic maintenance service, indicates type of service due, and provides automatic reminder feature when service interval draws near
■	■	■	Onboard tire-pressure monitoring system allows driver to check the inflation pressure of all four mounted tires via the multifunction display
■	■	■	Warning lights and/or messages for open door, exterior lamp failure, and low fuel, engine oil, coolant and washer fluid levels
■	■	■	Audible reminders to release parking brake, switch off headlamps and remove key from ignition

- STANDARD
- OPTIONAL
- NOT AVAILABLE

¹ When so equipped.

² **WARNING:** THE FORCES OF A DEPLOYING AIR BAG CAN CAUSE SERIOUS OR FATAL INJURY TO A CHILD UNDER AGE 13. **A CHILD UNDER 13 MUST NOT BE A PASSENGER IN THIS VEHICLE** UNLESS THE CHILD IS BELTED INTO AN APPROPRIATE, PROPERLY INSTALLED **BABYSMART-COMPATIBLE** CHILD SEAT AND THE "PASSENGER AIR BAG OFF" INDICATOR REMAINS ILLUMINATED. SEE OPERATOR'S MANUAL FOR ADDITIONAL WARNINGS AND INFORMATION ON AIR BAGS, SEAT BELTS AND CHILD SEATS.

³ First year's basic Tele Aid service provided at no additional cost with subscription. Subscription and acquaintance call required for service to be active. System operates only where cellular and GPS coverage are available. Owner must authorize stolen vehicle tracking by providing a personal PIN code and file a police report. See dealer for details of telematics services.

CL 500 COUPE	CL 55 AMG COUPE	CL 600 COUPE	
RESTRAINT SYSTEMS			
■	■	■	Integrated Restraint System: Driver and front passenger are each provided with an adaptive dual-stage front air bag, side-impact air bag, and 3-point seat belt with an Emergency Tensioning Device (ETD) and dual-stage belt force limiter. ² Each rear passenger is provided with a side-impact air bag and 3-point seat belt with ETD and belt force limiter
■	■	■	Head Protection Curtains: In a side impact exceeding a preset threshold, a multi-chamber air bag deploys along the front and rear side windows on the affected side of the car. Integrated rollover sensor automatically deploys the ETDs and, if deemed necessary, the Head Protection Curtains in the event of a detected rollover
■	■	■	Adaptive dual-stage front air bags are deployed in response to frontal impact severity ²
■	■	■	ETDs are deployed in a front or rear impact exceeding a preset threshold of severity, or certain rollovers. A front ETD will not deploy if seat belt is unfastened
■	■	■	Automatic Collision Notification engages Tele Aid SOS function if an air bag or ETD deploys ³
■	■	■	Universal LATCH system (Lower Anchors and Tethers for Children) at outboard rear seating positions. Selectable passenger seat-belt retractors help secure child seats ²
■	■	■	Front seat belts attached to seat frames at all three points
■	■	■	Front head restraints power-adjust for height and adjust fore-aft manually. Front head restraints automatically height-adjust as the seats move fore-aft
■	■	■	Automatically height-adjusting rear shoulder belts
■	■	■	Dual rear-seat head restraints rise automatically when each seat belt is fastened, are manually adjustable fore-aft, and are driver-retractable for improved rearward vision when the rear seats are unoccupied

CL-Class equipment (4 of 4).

CL 500 COUPE	CL 55 AMG COUPE	CL 600 COUPE	
INDIVIDUAL OPTIONS			
<input type="checkbox"/>	<input type="checkbox"/>	<input type="checkbox"/>	DISTRONIC adaptive cruise control
<input type="checkbox"/>	<input type="checkbox"/>	<input type="checkbox"/>	Keyless Go vehicle entry and starting system
<input type="checkbox"/>	<input type="checkbox"/>	<input type="checkbox"/>	Electronic trunk closer fully opens trunk lid at the touch of a button on the driver's door or the SmartKey, and closes trunk lid via button on driver's door or the underside of the open trunk lid
<input type="checkbox"/>	-	<input type="checkbox"/>	Heated steering wheel (not available with <i>designo</i> editions)
<input type="checkbox"/>	<input type="checkbox"/>	<input type="checkbox"/>	SIRIUS Satellite Radio equipment ¹
<input type="checkbox"/>	<input type="checkbox"/>	<input checked="" type="checkbox"/>	Hands-Free Communication System with voice control for commonly used telephone and audio system features. (Requires accessory telephone handset and cradle, sold separately or included on CL 600. See dealer for selection)
<input type="checkbox"/>	<input type="checkbox"/>	<input type="checkbox"/>	Parktronic audio-visual parking assistance system uses sound waves to help detect nearby obstacles within the sensors' field of view at parking speeds, alerting driver to their proximity and direction via audio-visual indicators on dash and rear-cabin ceiling
<input type="checkbox"/>	<input type="checkbox"/>	<input type="checkbox"/>	Metallic paint (no charge)
OPTION PACKAGES			
<input type="checkbox"/>	-	<input type="checkbox"/>	AMG Sport Package (not available with Appearance Package): AMG-design front air dam, side skirts and rear apron (standard on CL 55 AMG). Four staggered-width 18" AMG thin-spoke monoblock wheels with high-performance tires ²
<input type="checkbox"/>	-	<input type="checkbox"/>	Appearance Package (not available with AMG Sport Package, no charge on CL 600): Four 18" 5-spoke alloy wheels with high-performance tires ³
<input type="checkbox"/>	<input checked="" type="checkbox"/>	<input checked="" type="checkbox"/>	Comfort Package: Active Ventilated front seats (with heating feature). Dynamic multicontour front seatbacks, with pneumatically adjustable side bolsters, dual lumbar supports and thigh support, plus active massage feature

- STANDARD
- OPTIONAL
- NOT AVAILABLE

¹ See dealer for availability details. While the SIRIUS network of satellite and terrestrial antennas provides nearly seamless service throughout the contiguous U.S., SIRIUS service may be unavailable or interrupted for a variety of reasons, including environmental or topographic conditions; in certain locations such as tunnels, parking garages, or within or next to large buildings; or near other technologies that can interfere with the SIRIUS signal. Programming subject to change. Not available in Alaska, Hawaii or Puerto Rico.

² AMG 18" wheels and accompanying high-speed-rated tires provide substantially increased treadwear and reduced ride comfort compared to H-rated tires. Serious wheel and tire damage may occur if the vehicle is operated on rough or damaged road surfaces or upon encountering road debris or obstacles.

³ Z-rated tires are optimized for performance driving and may provide reduced ride comfort, increased tire noise, substantially increased treadwear and greater susceptibility to damage compared with H-rated tires.

⁴ CL-Class *designo* editions require Parktronic system. CL 500 *designo* editions also require Comfort Package.

CL 500 COUPE	CL 55 AMG COUPE	CL 600 COUPE	
<i>designo</i> EDITIONS			
<input type="checkbox"/>	-	<input type="checkbox"/>	Silver Edition: <i>designo</i> Silver metallic paint. Stone interior with Brown Poplar wood trim. Exclusive interior treatment with Medium Stone Nappa leather on upper dash and doors, rear shelf; and Stone Nappa leather hand-fitted to seats, head restraints, console, armrests, and lower dash and doors. Alcantara covering pillars, sun visors and ceiling. Stone floor mats with leather trim
<input type="checkbox"/>	<input type="checkbox"/>	<input type="checkbox"/>	Espresso Edition: <i>designo</i> Mocha Black metallic paint. Charcoal interior with <i>designo</i> Light Brown Nappa leather and Brown Poplar wood trim. Exclusive interior treatment Charcoal Nappa leather on dash, doors, console, armrests and rear shelf; and <i>designo</i> Light Brown Nappa leather hand-fitted to seats, head restraints and door inserts. Alcantara covering pillars, sun visors and ceiling. Charcoal floor mats with leather trim
<input type="checkbox"/>	<input type="checkbox"/>	<input type="checkbox"/>	Cashmere Edition: <i>designo</i> Cashmere metallic paint. Charcoal interior with <i>designo</i> Pebble Grey Nappa leather and Auburn Maple wood trim. Exclusive interior treatment Charcoal Nappa leather on dash, doors, console, armrests and rear shelf; and <i>designo</i> Pebble Grey Nappa leather hand-fitted to seats, head restraints and door inserts. Alcantara covering pillars, sun visors and ceiling. Charcoal floor mats with leather trim



Your first encounter

It's the start of something beautiful. The instant allure of sensuous sheet metal flowing gracefully over a pillarless form. The visceral charge of the CL 500's powerful 302-hp V-8 engine mated to the industry's first 7-speed automatic transmission. The athletic artistry of **Active Body Control** and our **Electronic Stability Program**. And what lies ahead? Only your next exhilarating rendezvous with the CL 500 and the open road.

CL 500 Coupe shown in Brilliant Silver metallic with optional Distronic cruise control.

a.
17" alloy wheels

The CL 500 glides with cool confidence and effortless grace on attractive 5-twin-spoke 17" aluminum-alloy wheels.

b.
Pillarless roof design

Mercedes-Benz engineers know that there's only one way to achieve the open, flowing feel of a true coupe. No shortcuts. And no central roof pillar. Just a merging of passion and engineering expertise. And the exotic combination of aluminum, magnesium, composite materials and high-strength steel to form an incredibly strong yet lightweight structure.



A lasting impression

CL 600 Coupe.

There's simply no denying the thrill of an unforgettable driving experience. Not when the car fueling your dreams is a 493-hp V-12 powered supercar capable of catching 60 mph in a mere 4.6 seconds! From its inspired pillarless design to its incredible **Active Body Control**, the CL 600 captivates the imagination with an evocative blend of scintillating

style, breathtaking performance and brilliant innovation. Forged-alloy 18" wheels with high-performance tires² and dual chrome exhaust tips add bold emphasis to the CL 600's already timeless beauty, helping to create a car that, even when out of sight, is never out of mind.

1 Stated rates of acceleration are based upon manufacturer's track results and may vary depending upon model, environmental and road surface conditions, driving style, elevation and vehicle load.

2 Z-rated tires are optimized for performance driving and may provide reduced ride comfort, increased tire noise, substantially increased treadwear and greater susceptibility to damage compared with H-rated tires.



a. Infrared-reflective glass
You might not think of car windows as soothing. But the CL is no ordinary car. Its window glass incorporates an ultrathin layer coated with silver to reflect up to 80 percent of infrared light. Combined with laminated side glass that can reduce the sun's UV radiation to just 1 percent, the CL's windows help keep heat buildup and noise in the cabin to a minimum.



b. Bi-Xenon headlamps
Visually intriguing Bi-Xenon headlamps add up to better vision over longer distances on both high and low beams. They incorporate automatic level control to help cut glare, as well as heated high-pressure washers.

c. Power-folding side mirrors
For a better fit in tight parking spots, the mirrors can automatically retract when you press your SmartKey's lock button. On the road, LED turn signals in each mirror indicate your next move.



CL 600 Coupe shown in Obsidian Black metallic.



CL 500 Coupe shown in Stone with optional Parktronic system, DISTRONIC cruise control and Comfort Package.

Your first love

The CL 500's elegant interior catches your eye with hand-polished Chestnut or Burl Walnut wood trim and finely stitched, hand-fitted leather. And then it captivates your soul with the rich sounds of a premium 10-speaker digital Bose® Cabin Surround™ multichannel sound system featuring an in-dash CD player, trunk-mounted 6-disc CD changer, and AudioPilot™ technology that seamlessly compensates for unwanted noise.



a.



b.



c.

a.

COMAND system

This system integrates controls for the DVD-based navigation, audio system, 6-disc CD changer and optional voice-activated phone. Easily accessed menus and maps are clearly displayed on a large 6.5" color-LCD screen.

b.

14-way power front seats

Heated front seats comfort you with pneumatically adjustable lumbar support, while 3-position memory can be set to recall your personal preferences, automatically storing them in your individual SmartKey.

c.

Dual-zone climate control

Driver and passengers alike can appreciate the comfort of advanced dual-zone climate control that works to filter out dust, pollen and odors. Multiple sensors monitor humidity, smog, sunlight, and even which seats to focus on first, based on seat-belt usage.

Multifunction steering wheel

A display within the speedometer face offers fingertip access to the COMAND system and useful information – from coolant temperature to a trip computer to the distance remaining to your next service – via buttons integrated into the steering wheel.



CL 600 Coupe shown in Stone with optional Distronic cruise control and Keyless Go.



a.



b.



c.



d.

A beautiful experience

The CL 600 is your devoted driving partner. Take comfort in its 14-way power-adjustable Active Ventilated and dynamic multicontour front seats. Enjoy the warm feeling of the exclusive Nappa leather hand-fitted to all four of its seats and applied liberally throughout the cabin. And as with any relationship, communication makes it better, so the CL 600 provides you with our Hands-Free Communication System, including a [Motorola digital portable phone](#)¹ as standard equipment. It's a partnership that never loses its appeal.

a.

Hand-polished wood trim

Rich Burl Walnut or Chestnut wood adds an elegant touch to the CL 600 cabin. It trims the doors, front and rear center consoles, the overhead console, and even the rear-cabin control panel and cupholder cover.

b.

Active Ventilated front seats

These standard front seats provide an added degree of comfort with eight miniature internal fans circulating air through perforations in the upholstery. Seat heating is included.

c.

Individual rear seats

Contoured rear seats are covered in Nappa leather and divided by a wood-trimmed console. Ingress is made easy with front seats that automatically power-glide forward simply by tilting the front seatback.

d.

Dynamic multicontour seats

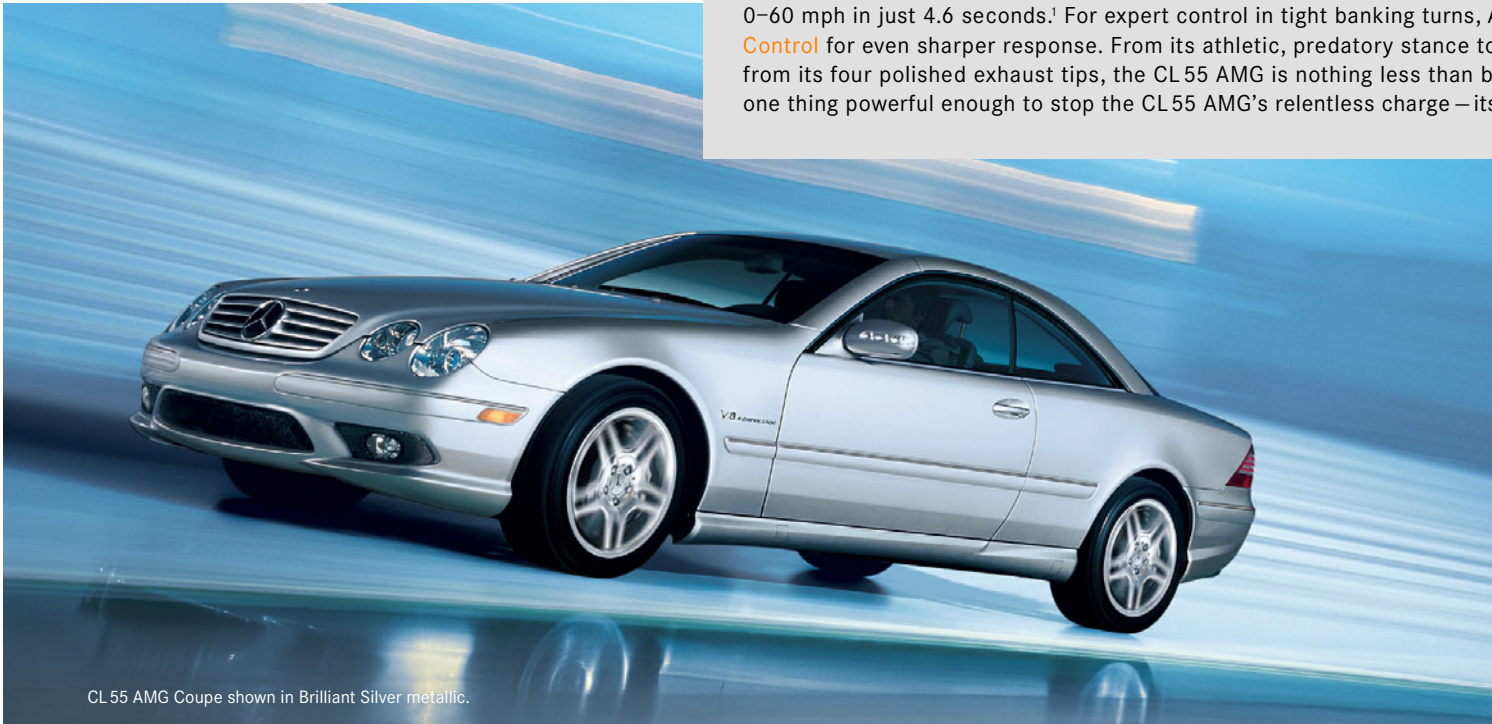
Front seatbacks with pneumatically adjustable side and lumbar supports provide custom-fit support, while a soothing massage feature slowly pulsates the central lumbar support to help reduce muscle fatigue.

¹ For safety reasons, we encourage the driver to stop the vehicle in a safe place before answering or placing a call. Always dock the phone in the cradle for use inside the vehicle. Operating a phone or radio transmitter with its own attached or built-in antenna while the engine is running can interfere with the vehicle's electronic systems.

Your first time flying

AMG

AMG, the high-performance wing of Mercedes-Benz, had one overriding mission when creating the CL 55 AMG: Make it fly. A handcrafted supercharged 493-hp V-8 delivers high-velocity takeoffs and a lightning-quick 0-60 mph in just 4.6 seconds.¹ For expert control in tight banking turns, AMG recalibrated the **Active Body Control** for even sharper response. From its athletic, predatory stance to the throaty rumble emanating from its four polished exhaust tips, the CL 55 AMG is nothing less than breathtaking. In fact, there's only one thing powerful enough to stop the CL 55 AMG's relentless charge – its massive AMG brakes.



CL 55 AMG Coupe shown in Brilliant Silver metallic.



a.

AMG 18" alloy wheels

Staggered-width 18" AMG double-spoke wheels highlight a bold exterior presence while reducing unsprung weight. High-performance tires – 245/45 R18 up front, 265/40 R18 in the rear² – add to cornering prowess.


Race-bred AMG brakes

The CL 55 decelerates just as impressively as it accelerates, with 8-piston AMG calipers on perforated and ventilated 14.2" front rotors, and 4-piston calipers clamping ventilated rear discs.

b.

AMG lower bodywork

The chiseled AMG-design front air dam, side skirts and rear apron give the CL 55 AMG an aggressive edge indicative of its prodigious performance capabilities.



¹ Stated rates of acceleration are based upon manufacturer's track results and may vary depending upon model, environmental and road surface conditions, driving style, elevation and vehicle load. ² AMG 18" wheels and accompanying high-speed-rated tires provide substantially increased treadwear and reduced ride comfort compared to H-rated tires. Serious wheel and tire damage may occur if the vehicle is operated on rough or damaged road surfaces or upon encountering road debris or obstacles.



A full-throttle rush

Enter the cockpit of the CL 55 AMG and take a look around: AMG detailing on the front seatbacks and stainless-steel door sills provide the first tantalizing clue. A seductive 200-mph speedometer¹ offers the first challenge. And Formula One-style manual shift buttons on the steering wheel give you firsthand control. It's clear, even before you turn the ignition, that this is one serious performance coupe. Over-a-thousand-combined-horsepower-and-lb-ft-of-torque serious. For that reason, AMG engineers designed the CL 55 AMG to be as accommodating as it is inspiring. Features such as supple Nappa leather-upholstered dynamic multicontour seats and dual-zone climate control focus on your comfort, leaving you free to concentrate on your approach to the next hairpin turn.

a.

Fingertip shift mode

Surge off the line without breaking a sweat. Change gears without moving a hand. Shift buttons located behind the upper steering-wheel spokes put control of upshifts and downshifts right at your fingertips.

b.

AMG instrumentation

Unique AMG gauges provide a cool, sophisticated look and a constant dialogue between driver and machine. As well as one very tantalizing speedometer.

c.

AMG sport front seats

Dynamic multicontour seats let you select the ideal balance of comfort and support with pneumatically adjustable side bolsters and seatbacks – even a massage function to soothe your lower back. These seats are Active Ventilated, too, providing the comfort of circulating air.



CL 55 AMG Coupe shown in Charcoal with optional Parktronic system and DISTRONIC cruise control.

¹ Obey all speed laws. Top speed electronically limited to 155 mph.



First response

Step on the accelerator and the answer is both swift and convincing. Prodigious amounts of raw horsepower and torque combine with state-of-the-art engineering to create powertrains that are as powerful as they are refined. To enhance performance and efficiency, each engine features 3-valve-per-cylinder design and an integrated fuel injection and ignition system utilizing two high-energy ignition coils, two spark plugs, and individual fuel spray control for each cylinder. And to reduce weight while improving overall vehicle balance, engine blocks and cylinder heads are die-cast of aluminum alloy.



CL 500 Coupe shown in Pewter metallic.



a.

a.
CL 500 5.0-liter V-8

The CL 500 responds vigorously to your demands with 302 hp and 339 lb-ft of torque on tap. Off-the-line performance is further enhanced by a torque-optimizing magnesium 3-stage resonance intake manifold.



b.

b.
CL 600 5.5-liter twin-turbo V-12

The acceleration is relentless, with a torrent of 493 hp flowing freely from this highly refined V-12. With 590 lb-ft of torque pouring on at just 1,800 rpm, 60 mph arrives in only 4.6 seconds.¹ Even with so much power, this advanced V-12 runs with smooth, effortless fluidity.



c.

c.
CL 55 AMG Kompressor V-8

Step on the accelerator and this supercharged V-8 — handcrafted by a single AMG engine builder — unleashes a monstrous 493 hp and 516 lb-ft of torque. A liquid-to-air intercooler forces high-pressure air into the supercharger, hurtling the CL 55 from zero to 60 mph in a mere 4.6 seconds.¹



7-speed and 5-speed automatic transmissions with Touch Shift

The world's first production 7-speed automatic helps keep the CL 500 riding the peak of its torque curve with quick, exceptionally smooth shifts. The CL 600 and CL 55 AMG enjoy a robust and responsive 5-speed automatic. Every CL-Class transmission is driver-adaptive, matching its shift points to suit your driving style. And each lets you take gear changes into your own hands with Touch Shift: Tap the gear lever to the left or right for manual-style control. Or on the CL 55 AMG, shift via fingertip manual-mode buttons incorporated into the steering wheel. The CL 55 also benefits from AMG SpeedShift™ programming, providing 35% faster gear changes and automatic downshifts during hard braking.

¹ Stated rates of acceleration are based upon manufacturer's track results and may vary depending upon model, environmental and road surface conditions, driving style, elevation and vehicle load.

First amendment



The highly expressive AMG Sport Package visibly empowers the CL500 or CL600 with a bold, intensely sporting presence. An aggressive AMG-design front air dam inhales through large intakes with stylish mesh grilles, while deeply carved side sills flow into a dramatically sculpted rear apron. Eye-catching staggered-width 18" AMG thin-spoke monoblock alloy wheels wrapped in high-performance tires¹—245/45R18 up front, 265/40R18 at the rear—let you feel free to communicate your more assertive side, whether you find yourself in the throes of a hairpin turn or just standing still.

¹ AMG 18" wheels and accompanying high-speed-rated tires provide substantially increased treadwear and reduced ride comfort compared to H-rated tires. Serious wheel and tire damage may occur if the vehicle is operated on rough or damaged road surfaces or upon encountering road debris or obstacles.



CL500 Coupe shown in Obsidian Black metallic with optional AMG Sport Package.

designo

First edition

Rare beauty and unique handcraftsmanship find their ultimate manifestation in our CL-Class *designo* editions.¹ Each represents a unique work of art—and an opportunity to indulge your aesthetic preferences at the highest level. Inside, hand-fitted glove-soft Nappa leather is complemented by highly polished *designo* wood, crafted and chosen with equally artistic attention to detail. Suede-like Alcantara adds its own elegant emphasis to the pillars, visors and ceiling. To impart that same level of distinction to their stunning sheet metal, each of these automotive masterworks is finished in a special *designo* exterior color. If showcasing your personal style is the goal, *designo* delivers.

Cashmere Edition

The soothing warmth of *designo* Cashmere metallic paint adds an aura of contemporary charm to the CL's seductive contours. Reinforcing its enticing flair is a Charcoal interior set off by *designo* Pebble Grey Nappa leather on the seats, head restraints and door trim. Hand-polished Auburn Maple wood accents the doors, consoles, steering wheel² and shift knob, while the Charcoal floor mats are indulgently bordered in leather.



Espresso Edition

Deep, rich *designo* Mocha Black metallic paint sets the stage for an unprecedented exercise in visual and tactile seduction. You'll be enchanted by a Charcoal interior infused with supple, hand-fitted *designo* Light Brown Nappa leather on the seats and door inserts. Hand-finished Brown Poplar wood romances the doors, consoles, steering wheel² and shift knob. Even the leather-edged floor mats reflect the allure of the *designo* motif.

Silver Edition²

The subtle glow of its *designo* Silver metallic paint eloquently speaks of the refined beauty that lies within. Buttery-soft *designo* Stone Nappa leather, hand-fitted to the seats, head restraints and door trim, adds tasteful sophistication to the interior. Completing the look, hand-finished Brown Poplar wood adorns the steering wheel, shift knob, doors and consoles, while Stone leather detailing adorns the perimeter of the floor mats.



CL500 Cashmere and Silver Editions shown with optional Distronic cruise control, Parktronic system and Comfort Package. CL500 Espresso Edition shown with optional Parktronic system, Comfort Package and AMG Sport Package. ¹ *designo* editions require optional Parktronic system on all models, and Comfort Package on CL500. ² Not available on CL55 AMG.

First choice

A stunning array of innovative options lets you match your CL-Class to your own personal vision of excellence. Enhance your CL's sophisticated style, add extra convenience, or take advantage of communication, entertainment, information and security options and services that help make your in-car experience satisfying in ways you might never have imagined.



a.

a. SIRIUS Satellite Radio

It's like having a music library of over two million songs in your Mercedes. Optional SIRIUS Satellite Radio¹ integrates with the standard audio system and controls. Your SIRIUS subscription brings over 100 all-digital coast-to-coast streams, with more than 60 commercial-free streams of music, from rock to country and classical to jazz, plus over 40 non-musical streams that cover news, sports—including live games from the NHL,[®] NBA and NFL[®]—and such well-known names as Discovery Channel, E!, and Radio Disney.



¹ While the SIRIUS network of satellite and terrestrial antennas provides nearly seamless service throughout the contiguous U.S., SIRIUS service may be unavailable or interrupted for a variety of reasons, including environmental or topographic conditions; in certain locations such as tunnels, parking garages, or within or next to large buildings; or near other technologies that can interfere with the SIRIUS signal. NHL[®] is a registered trademark of the National Hockey League. NFL[®] is a registered



b.

b. Keyless Go

This enhancement of the SmartKey system lets you unlock or lock your car with the touch of a button on the outside door handle—without removing the key from your pocket or purse. Start-up is equally easy: Put your foot on the brake, tap the top of the gearshift, and you're ready to take off.

trademark of the National Football League and its affiliates. The National Basketball Association name is the property of NBA Properties, Inc. ² For safety reasons, we encourage the driver to stop the vehicle in a safe place before answering or placing a call. Always dock the phone in the cradle for use inside the vehicle. Operating a phone or radio transmitter with its own attached or built-in antenna while the engine is running can interfere with the vehicle's electronic systems.



c.


c. Hands-Free Communication System with voice control (compatible portable phones sold separately)

Plug one of our sleek new Motorola digital phones into your CL-Class and it becomes part of our integrated Hands-Free Communication System.² With the phone docked in the armrest cradle, your phone book is automatically downloaded into the vehicle while the phone battery charges, and the phone is connected to the vehicle's integrated antenna system. Calls are clearly delivered through the audio system, which automatically mutes the radio or pauses the CD. You can even control calls via the multifunction steering wheel or the integrated voice control system for the phone and audio system. Your Mercedes-Benz dealer offers a selection of the latest Motorola mobile phones for most major carriers. The system is standard on the CL 600.



Appearance Package

For added poise and presence, these optional 5-spoke 18" alloy wheels and high-performance tires¹ perfectly complement the sleek lines of your CL500 or CL600.



d.

d. Parktronic system

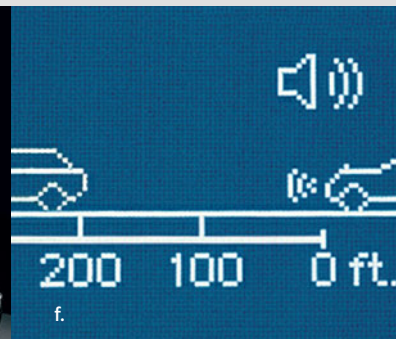
The optional **Parktronic** system can help you “see” obstacles that might be outside of your sightlines when you’re parking in tight spaces. When ultrasonic sensors in the front and rear bumpers detect nearby objects in their field of view, audible signals and illuminated displays on the dash and in the rear cabin help you maneuver with confidence.



e.

e. Electronic trunk closer

Available on every CL-Class model, this clever option allows you to remotely close the fully open trunk by pressing a button on the driver’s door or inside the trunk lid.



f.

f. Distronic cruise control

Optional **Distronic** – the first adaptive cruise control system – monitors the distance of vehicles ahead and responds to help maintain your set speed and following distance automatically.²



g.

g. Heated steering wheel³

Equipping your CL-Class with this comforting option can help take some of the chill out of even the coldest day. The mere twist of a switch brings quick warmth to the leather of the steering wheel rim.

¹ Z-rated tires are optimized for performance driving and may provide reduced ride comfort, increased tire noise, substantially increased treadwear and greater susceptibility to damage compared with H-rated tires. ² Distronic adaptive cruise control is no substitute for active driving involvement. It does not react to stationary objects, nor recognize or predict the curvature and lane layout of the road or the movement of vehicles ahead, and it can only apply a maximum of 20% of vehicle braking power. It is the driver’s responsibility at all times to be attentive to traffic and road conditions, and to provide the steering, braking and other driving inputs necessary to retain control of the vehicle. ³ Not available on CL55 AMG or with *designo* editions.



CL600 Coupe shown in Obsidian Black metallic.

The first name in service

The innovative spirit that drives us to create the world's finest vehicles is directly reflected in an impressive selection of owner benefits. Consider the Mercedes-Benz Roadside Assistance Program, the first of its kind and still the only one that doesn't expire. Our new Mercedes-Benz Maintenance System lets you go farther than ever between scheduled oil changes. And our Customer Assistance is there for you 24 hours a day, every day. When we invented the first car in 1886, we also created the first car owner. For nearly 120 years, it's been our passion to ensure that driving a Mercedes-Benz remains an experience that's second to none.

24-hour Roadside Assistance for the life of the vehicle

The first of its kind, the Mercedes-Benz Roadside Assistance Program is still the only one that remains in effect for the entire life of the car. Our Roadside Assistance technicians can draw on years of experience and training to get you back on the road as quickly as possible.¹

Mercedes-Benz warranties

Our New Vehicle Limited Warranty runs 48 months or 50,000 miles, whichever comes first. And anytime during the first year of new-vehicle ownership, you can also purchase a Mercedes-Benz Extended Limited Warranty that will provide additional protection when the New Vehicle Limited Warranty expires.²

The new Mercedes-Benz Maintenance System

We've made caring for your CL easier than ever. With the Mercedes-Benz Maintenance System, the service intervals are fixed and predictable — every 13,000 miles or one year (10,000 miles/1 year for V-12 and AMG models).³ Your car will even remind you, about a month before service is due, via an automatic display on the dashboard that also tells you which type of maintenance service is due.

Mercedes-Benz Service Welcome

Getting proper care for your Mercedes is easiest when you go to the people who know your vehicle — and you — best: your Mercedes-Benz Center's Service Department. And to help you get acquainted, just bring your car in for a no-charge first visit between 1,000 and 3,000 miles, where your dealer will perform a diagnostic check and address any questions you might have. It's part of our Service Welcome, which also provides your first tire rotation at no charge anytime before 6,500 miles.⁴

24-hour customer service

Our Customer Assistance Center is your one-stop source for answers. Whether you need to know how to use your audio system, find the nearest Mercedes-Benz dealer, get pricing, or learn about personal and automotive accessories, just call 1-800-FOR-MERCEDES or press the **Tele Aid** *i*-button in your car.⁵

Sign and Drive

Our legendary Roadside Assistance service includes bringing you some fuel if you've run out, replacing a flat tire with your spare, or jump-starting your car if the battery dies. All at no charge, and all for as long as you're driving a Mercedes-Benz — even somebody else's! Help is as close as your car's wrench button⁶ or just a call away at 1-800-FOR-MERCEDES.

Trip Interruption benefits

In the unlikely event that a breakdown covered by your MBUSA New Vehicle Limited Warranty occurs more than 100 miles from your home, leaves your Mercedes inoperable or unsafe to drive, and requires overnight repairs at a Mercedes-Benz Center, you'll be reimbursed up to \$300 per day for any documented expenses — for up to three days — for meals, lodging and substitute transportation.

Alternate Transportation

When you bring your vehicle into a Mercedes-Benz Center for servicing during the warranty period, ask about your dealer's Alternate Transportation Program — so you can maintain your busy schedule while we maintain your car.⁷

Mercedes-Benz Credit

For qualified customers, leasing and financing are available through Mercedes-Benz Credit. Visit them on the Internet at mbcredit.com.

¹ Roadside Assistance repairs may involve charges for parts, service and towing. Depending on the circumstances, these services may be provided by an outside service, courtesy of Mercedes-Benz Roadside Assistance. ² Please see your dealer for warranty details as well as for terms, conditions and pricing for extended limited warranty options. ³ Whichever comes first. Requires use of 229.5-spec oil and high-performance fleecy oil filter. Driver is responsible for monitoring fluid levels and tire pressures between service visits. See Maintenance Booklet for details. The Service Welcome replaces the Mercedes-Benz Maintenance Commitment, which is discontinued as of model year 2005. ⁴ On models with different-size front and rear tires, which cannot be rotated, dealer will inspect tires and set inflation pressure. Follow tire manufacturer's recommendations. ⁵ First year's basic Tele Aid service provided at no additional cost with subscription. Subscription and acquaintance call required for service to be active. Service operates only where cellular and Global Positioning System coverage are available. ⁶ For full details of Sign and Drive services, as well as the Roadside Assistance Program, please see your dealer. ⁷ Certain restrictions may apply. Terms, conditions and dealer participation may vary.

Who cares about being first?

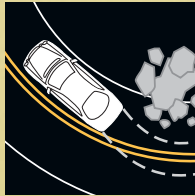
Your loved ones.



— James 7 years



2002
Innovated PRE-SAFE



1995
Introduced the Electronic Stability Program



1981
Pioneered the Emergency Tensioning Device (ETD)



1971
Earned a patent for the air bag

— Alexandra 5 years

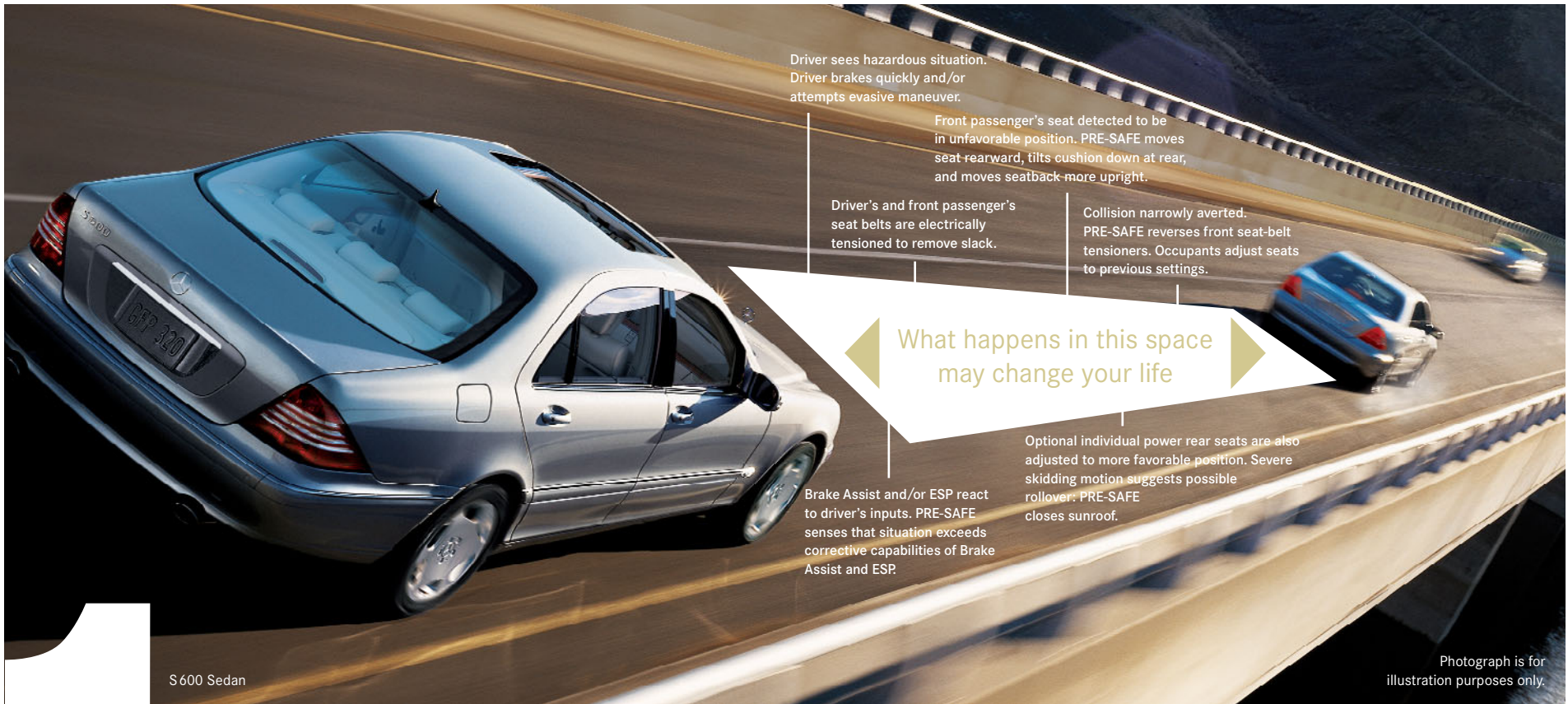


1951
Invented the crumple zone

A dedication to safety that never stops growing

While certain members of your family may be anxiously awaiting that next growth spurt, our dedication to your safety has created a body of knowledge that grows consistently year by year. And since we believe a vehicle can never be too protective, Mercedes-Benz continues to be at the forefront of automotive safety. Our philosophy starts with an integrated approach that optimizes your ability to stay out of harm's way. It's why you'll find that every Mercedes includes our pioneering emergency-sensing Brake Assist and **Electronic Stability Program (ESP)**. If an accident is unavoidable, you'll find the industry's most comprehensive use of passive restraints. And if you want to see the future of safety – PRE-SAFE®—you can find it in the Mercedes-Benz S-Class, today. Since the beginning, we've introduced countless safety innovations. And it might surprise you, but there are many patents we didn't enforce, so people in any car could share in these life-saving technologies. The reason is simple – our concept of family extends far beyond the automobiles we make.





S 600 Sedan

Photograph is for illustration purposes only.

PRE-SAFE

The theory of relativity says that, as we approach the speed of light, time actually slows down. Unfortunately, when an accident looks likely, time flashes by quickly. And even though a 2004 S-Class can do some amazing things, it's still bound by the laws of physics. While we never recommend breaking laws, with PRE-SAFE®—a revolution in automotive safety—it might seem that we can bend them to make incredibly good use of the precious moments before a possible collision. PRE-SAFE uses sensors from two of the active safety systems already in every S-Class—Brake Assist and our Electronic Stability Program. If system sensors detect certain vehicle circumstances suggesting a possible impact, PRE-SAFE takes action to help protect you before it occurs. Electric tensioners snug up the seat belts of the belted front-seat occupants. PRE-SAFE adjusts the occupied front passenger's seat to a more favorable position for air-bag and seat-belt effectiveness. And should severe skidding motion predict that a rollover is likely, PRE-SAFE closes the sunroof. If there is no accident, all the better. The seat-belt tensioners reverse. You readjust your seats. Open the sunroof. Take a breath. And be thankful that, while many things in theory may be relative, our commitment to your safety is an absolute.

A history of safety firsts

1981

Emergency Tensioning Devices

Emergency Tensioning Devices¹ (ETDs) help remove seat-belt slack in a sufficiently severe front or rear impact.

1985

Electronic traction control

Automatic Slip Control, now incorporated in ESP, counteracts drive-wheel slip under acceleration in low-traction conditions such as rain, snow or loose surfaces. If the system senses wheelspin, it can brake the slipping wheel to balance power to the wheel with grip, or reduce excess engine power, to help you maintain control.²

1989

Pop-up roll bar

If sensors detect an impending rollover, a pop-up roll bar in the SL roadster automatically deploys in just 0.3 second to help preserve occupant space.³ The CLK Cabriolet features pop-up roll bars integrated into the rear head restraints.

1995

Seat-belt force limiters

Seat-belt force limiters⁴ add back some “give” to the seat belts, to help reduce the peak deceleration forces on belted occupants.

1995

Electronic Stability Program (ESP)

ESP remains a benchmark for vehicle control nearly a decade after it was introduced by Mercedes. To help eliminate plowing or fishtailing in a turn, ESP responds to help keep you on course. Sensors monitor your braking and steering input and, upon detecting deviation from your intended path, ESP corrects for oversteer and understeer by applying individual brakes and/or reducing excess engine power.²

1997

Emergency-sensing Brake Assist

Mercedes-Benz research has shown that drivers tend not to brake hard enough, soon enough, in an emergency. Our engineers developed Brake Assist to help overcome this tendency. Upon sensing panic stopping based on the speed at which you depress the brake pedal, Brake Assist automatically applies all available power braking boost immediately. By helping to eliminate the delay caused by human nature, Brake Assist can potentially reduce your overall stopping distance when it matters most.⁵



Antilock disc brakes

While many vehicles employ them today, Mercedes-Benz pioneered the Antilock Braking System (ABS) over 25 years ago, in 1978. All Mercedes models feature fade-resistant disc brakes at all four corners, with a dual-circuit design to help provide consistent, powerful braking in virtually all situations.

Body structure

The body, floorpan, doors and door sills in every Mercedes are part of an integrated safety system that provides formidable protection against side impacts. Every Mercedes passenger car also features an ellipsoidal front bulkhead designed to help channel some of the energy of a frontal impact under, over and around the passenger cabin.

High-strength/low-alloy steel

HSLA steel is used in critical areas throughout the body to create an exceptionally rigid structure, maximizing crash protection and minimizing undesirable chassis flex for improved handling.

Rollover sensor

If an E-Class, S-Class or CL-Class senses a rollover, it will automatically deploy the seat-belt Emergency Tensioning Devices to help reduce occupant movement and, if deemed necessary, inflate the Head Protection Curtains.⁶

¹ Standard for all Mercedes-Benz front seats and outboard rear seats. ² No system, no matter how sophisticated, can repeal the laws of physics. Performance is limited by available traction, which snow, ice and other conditions can affect. Always drive carefully, consistent with conditions. Best performance in snow is obtained with winter tires. ³ The roll bar system is designed to enhance the level of rollover protection compared to an open vehicle without one. No system, no matter how sophisticated, can eliminate the chance of injury in an accident. Please always wear your seat belt, and always raise the rear head restraints when the rear seats are occupied. ⁴ Standard for front seats of all Mercedes-Benz passenger cars and M-Class, and outboard second-row seats of all passenger cars. Some features are optional or not available on some models. See model brochure or your dealer for details. ⁵ Braking effectiveness also depends on proper brake system maintenance, and tire and road conditions. ⁶ **WARNING:** THE FORCES OF A DEPLOYING AIR BAG CAN CAUSE SERIOUS OR FATAL INJURY TO A CHILD UNDER AGE 13. THE SAFEST SEATING POSITION FOR YOUR CHILD IS IN THE REAR SEAT, BELTED INTO AN APPROPRIATE, PROPERLY INSTALLED CHILD SEAT, OR CORRECTLY WEARING A SEAT BELT IF TOO LARGE FOR A CHILD SEAT.

1997

BabySmart system

The first automatic child-seat recognition system, BabySmart™ automatically deactivates the front passenger's front air bag when a BabySmart-compatible child seat is properly installed.¹

1998

Head Protection Curtains

Found in all Mercedes coupes, sedans, wagons and SUVs for 2005, these multiple-chamber air bags deploy along the windows of the front and rear doors on the affected side, to help protect the front and outboard second-row occupants from head injury and broken glass in a side impact or certain rollovers.¹



1998

10-way air-bag protection

Offering 10-way protection is an 8-air-bag system comprised of dual-stage front air bags, front and rear side-impact air bags, and innovative **Head Protection Curtains** that help to protect the front and rear outboard occupants from broken glass and head injuries.¹

1999

Active Body Control (ABC)

The most advanced active suspension on the market, ABC allows you a driving experience you simply cannot find elsewhere. ABC uses a system of sensors and electronically controlled high-pressure hydraulics to instantly counteract the forces of vibration, pitch, dive, squat and roll. Self-leveling ABC even lets you raise the ride height for added clearance on rutted roads or in deep snow.

2002

Sensotronic Brake Control

Exclusive to the E-Class and SL-Class, Sensotronic, the world's first production electrohydraulic braking system, automatically determines the most effective brake pressure to apply at each wheel individually, adding up to better control – especially in corners. Under normal braking, it precisely modulates the brake pressure to bring you to a smoother stop. Even before you brake, Sensotronic is working for you. Lift your foot off the accelerator quickly, and Sensotronic sets the brake pads near to the discs for even quicker response. Turn on the windshield wipers, and Sensotronic periodically and imperceptibly applies the brakes to keep them drier and ready for action.

2004

Occupant Classification System (OCS)

OCS automatically turns the front passenger's front air bag on or off, and determines its rate of inflation, based on the weight category determined by sensors in the front passenger seat.¹



Crumple zones

Advanced front and rear crumple zones progressively deform to help absorb the force of an impact. Full-width crossmembers and an ellipsoidal front bulkhead help transfer some impact energy around the cabin for added protection. Underhood components are also staggered to prevent their stacking up in a severe frontal impact, to reduce the likelihood of intrusion into the cabin.

Side-impact protection

A reinforced floorpan, doors and door sills are part of an integrated safety structure that includes reinforced seat structures to afford formidable protection against side impacts.

Head restraints

To help reduce the likelihood of whiplash and neck injury, every new Mercedes provides a head restraint for every occupant. Most models also allow remote-control retraction of the rear-seat head restraints via a dashboard switch, to improve the driver's rearward vision when there are no rear passengers.

Tele Aid SOS button

With **Tele Aid**, when a system subscriber needs emergency assistance, pressing the SOS button connects them to a live person who can summon paramedics or police, and call their on-file emergency contacts. The system transmits their location using GPS satellites, and even automatically calls for help if an air bag or ETD deploys.²

¹ **WARNING:** THE FORCES OF A DEPLOYING AIR BAG CAN CAUSE SERIOUS OR FATAL INJURY TO A CHILD UNDER AGE 13. THE SAFEST SEATING POSITION FOR YOUR CHILD IS IN THE REAR SEAT, BELTED INTO AN APPROPRIATE, PROPERLY INSTALLED CHILD SEAT, OR CORRECTLY WEARING A SEAT BELT IF TOO LARGE FOR A CHILD SEAT. **WITH BABYSMART SYSTEM, A CHILD UNDER 13 MUST NOT USE THE FRONT SEAT** UNLESS THE CHILD IS BELTED INTO AN APPROPRIATE, PROPERLY INSTALLED **BABYSMART-COMPATIBLE** CHILD SEAT AND THE "PASSENGER AIR BAG OFF" INDICATOR REMAINS ILLUMINATED. **NOTE:** ON ALL 2005 C-CLASS SPORT COUPES, ALL 2005 E-CLASS MODELS, AND ON C-CLASS SEDANS AND WAGONS (EXCEPT C 55 AMG) PRODUCED AFTER APPROXIMATELY LATE SUMMER 2004, **OCCUPANT CLASSIFICATION SYSTEM (OCS)** IS SCHEDULED TO REPLACE BABYSMART SYSTEM. OCS IS DESIGNED TO TURN THE FRONT PASSENGER'S FRONT AIR BAG OFF WHEN THE SYSTEM SENSES THE WEIGHT OF A TYPICAL CHILD 12 MONTHS OLD OR LESS, PLUS THE WEIGHT OF A STANDARD APPROPRIATE CHILD RESTRAINT. **SEE OPERATOR'S MANUAL** TO DETERMINE WHICH SYSTEM YOUR VEHICLE HAS, FOR IMPORTANT ADDITIONAL INFORMATION ON THESE SYSTEMS, AND FOR FURTHER INFORMATION REGARDING THE TRANSPORTATION OF CHILDREN HEAVIER THAN A TYPICAL 12-MONTH-OLD. ² Tele Aid equipment is optional on most C-Class models, standard on all other models. First year's basic Tele Aid service provided at no additional cost with subscription. subscription and acquaintance call required for service to be active. Tele Aid operates only where cellular and Global Positioning System coverage are available. See dealer for details of telematics services.

Who cares about being first?

Your neighbor.



Neighborhood watch takes on a whole new meaning

When you own a Mercedes, you'll just have to face up to the fact that people will look, and people will talk. But that's really nothing new, because the world has been fascinated by Mercedes-Benz design as long as there have been Mercedes automobiles. Our secret? We don't style a car to look good for just this year, or even the next few years. Instead, we believe a Mercedes should inspire passion for a lifetime. It's why many of our creations not only become more desirable as time goes by, but some, like the 300SL Gullwing of the 1950s, even become cultural icons. They've been immortalized in the art of Andy Warhol and in music from Janis Joplin to Jay-Z. You'll even find that the CL-Class and CLK-Class are the leaders in a modern renaissance of pillarless coupe design. So it shouldn't surprise you that Mercedes owners often become Mercedes collectors, and that certain models are now worth hundreds of thousands of dollars. And while only the rarest models are likely to reach those kind of values, we think that with its timeless style, your appreciation of your Mercedes will begin almost immediately. And that's something worth looking into.



E 320 Sedan



Who cares about being first?

Every automaker.

Every car on the road is a Mercedes

Wishful thinking on our part? Perhaps. But more important, no matter what kind of vehicle you drive, you're probably enjoying technology that Mercedes-Benz developed first. Since 1886, when we patented the very first automobile, we've been continually testing, designing and innovating to make automobiles better. In fact, Mercedes-Benz has pioneered, patented and introduced thousands of advances in performance, safety and convenience – many of which eventually show up on virtually every automobile. Along the way, we've created items that many might take for granted now, but were revolutionary when they were introduced, including fuel injection, 4-wheel independent suspension – even the honeycomb radiator design of 1901 that still makes efficient engine-cooling possible today. You'll also find state-of-the-art safety features like our **ESP** stability control and emergency-sensing Brake Assist. We're flattered that so many of our competitors adopt our technology. So if you're wondering what all cars will have in the future, all you have to do is see what's on a Mercedes today.

No company has done more to improve the automobile than the one who invented it

In 1886, Karl Benz earned the patent for the first automobile. He went on to earn the patents for the first motorcycle and the first truck, too. Having developed such revolutionary ideas for their time, an ordinary man might have decided to rest on his laurels. But Karl Benz loved machinery – especially automobiles. And he loved to innovate, continually improving and even reinventing his ideas. Over the years, the

vision, spirit and determination of one man grew to become the defining character of one company – Mercedes-Benz. Whether it's the advancement of performance, safety, durability or convenience, the inquisitive spirit of the man who invented the very first automobile lives in everything we do, even to this day. You might say that Mercedes-Benz has been reinventing the automobile for 119 years.



1886
The first car

1911
The first multivalve engine

1921
The supercharged engine

1931
Independent suspension



1936
The first diesel passenger car



1951
The crumple zone




1954
Fuel injection



1971
A patent for the air bag



1981
Seat-belt Emergency Tensioning Device (ETD)



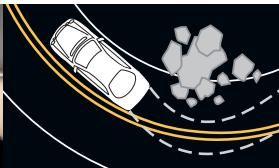
1982
Multilink rear suspension



1985
Electronic traction control



1989
The pop-up roll bar



1995
Electronic Stability Program



1996
Panorama roof



1997
The first compact fuel-cell car



1997
Low-emission SUV



1997
Brake Assist



1997
BabySmart™ system



1997
SmartKey



1997
Touch Start



1998
Head Protection Curtains



1998
10-way air-bag protection



1999.....



1999
Active Body Control

> The most advanced active suspension on the market, ABC uses a system of sensors and electronically controlled high-pressure hydraulics to instantly counteract the forces of vibration, pitch, dive, squat and roll. You can also raise the ride height for added clearance.



1999
Climate-control seat-belt usage sensors

> Seat-belt usage sensors allow the climate control to focus first on occupied seating positions. A perfect example of how Mercedes-Benz systems work together to make things better for you.



1999
Airmatic semi-active suspension

> Airmatic uses electronically controlled air springs to maintain an ideally balanced ride. It also lowers the ride height at higher speeds for improved aerodynamics and fuel efficiency. And automatic 4-wheel level control responds to passenger and cargo loads.



2000
Distronic adaptive cruise control

> The industry's first adaptive cruise control, Distronic monitors the distance of the vehicle ahead to help maintain your preset speed and following distance automatically.¹



2001
Keyless Go

> Keyless Go lets you lock or unlock your vehicle without removing the key from your pocket or purse. Start-up is equally easy: Put your foot on the brake, tap the top of the gearshift, and you're ready to drive off.



2002
Drive-Dynamic front seats

> When you're cornering, air chambers in each side bolster automatically inflate and deflate to help hold you in position. Make a hard left turn, and the right bolster firms up with air. A sharp right, and the left side inflates.



2002
PRE-SAFE

> If, by monitoring the Brake Assist and the Electronic Stability Program, PRE-SAFE[®] senses that an accident is possible, it will take action to better protect you, including tensioning the front seat belts, adjusting the front passenger seat—even closing the sunroof for an imminent rollover.



2002
Twin-turbo V-12 engine

> The recipe for 493 hp and 590 lb-ft of torque includes such impressive technology as two liquid-to-air intercoolers, die-cast alloy engine block, heads and pistons, and magnesium cylinder-head covers.



2002
Sensotronic Brake Control

> The world's first production electrohydraulic braking system uses its genius to improve everyday driving situations. Lift your foot off the accelerator quickly—as you would when making a sudden stop—and Sensotronic sets the brake pads closer to the discs for even quicker response. Turn on the windshield wipers, and Sensotronic periodically and imperceptibly applies the brakes to keep them drier and ready for action.



2003
7-speed automatic transmission

> Another industry first, the 7-speed automatic transmission finds the ideal gear for every situation, while providing smoother, quicker shifts that keep the power coming on strong at virtually any speed.



2004
New high-output, high-efficiency engines

> With the launch of the 2005 SLK, an all-new engine family debuts. In the SLK 350, it's a 36-valve DOHC V-6 producing 268 hp and featuring continuously variable intake and exhaust valves, a two-stage intake manifold, innovative tumble flaps in the intake ducts, and alloy heads and block.

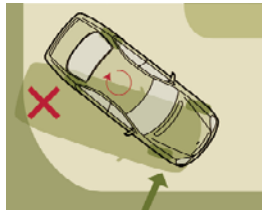
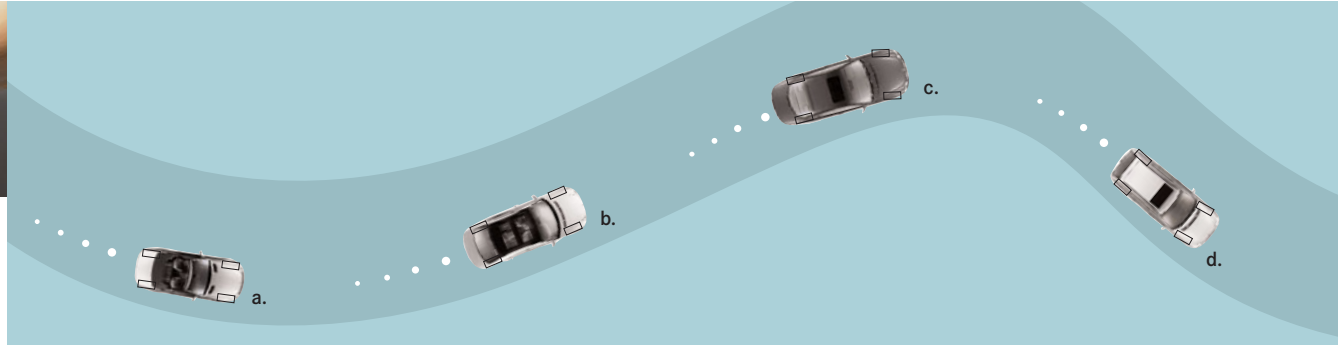
Some features are optional or not available on some models. See model brochure or your dealer for details.

¹ Distronic adaptive cruise control is no substitute for active driving involvement. It does not react to stationary objects, nor recognize or predict the curvature and lane layout of the road or the movement of vehicles ahead, and it can only apply a maximum of 20% of vehicle braking power. It is the driver's responsibility at all times to be attentive to traffic and road conditions, and to provide the steering, braking and other driving inputs necessary to retain control of the vehicle.



Graded on a curve


When the road tests the mettle of a vehicle's handling systems, you want nothing less than outstanding performance. That's why every Mercedes-Benz offers industry-leading innovations, such as our pioneering ESP stability control that remains the standard of the industry. Select models employ our Airmatic air suspension that proves a car can give sport-sedan performance without sacrificing a luxurious ride. For true handling honors, look no further than our **Active Body Control (ABC)** – the most advanced active suspension system available – which can virtually eliminate body roll when cornering. And for advanced studies in traction, Mercedes innovations include the revolutionary 4-wheel Electronic Traction System (4-ETS), and the all-season grip of 4MATIC™ all-wheel drive. So while others may hope for a passing grade, we're only happy when we set the curve.



a. **Electronic Stability Program (ESP)**

Every Mercedes enjoys a handling advantage that allows it to react quickly and confidently to unexpected driving situations. It's our **Electronic Stability Program**, which continuously monitors your steering and braking actions while you're cornering and compares them to the actual vehicle path. If it senses the onset of plowing (understeer) or fishtailing (oversteer), ESP brakes individual wheels and/or reduces excess engine power, to help keep you on course. ESP also incorporates traction control to help control wheelspin during acceleration.¹

¹ No system, no matter how sophisticated, can repeal the laws of physics. Performance is limited by available traction, which snow, ice and other conditions can affect. Always drive carefully, consistent with conditions. Best performance in snow is obtained with winter tires.




b. **Multilink suspensions and ADS II adaptive damping**

For legendary control, every Mercedes passenger car enjoys 4-wheel multilink suspension² featuring antidive geometry for exceptional poise, even under severe braking. The rear multilink design – a Mercedes innovation – controls rear-wheel movement with outstanding precision, making it ideal for rear-wheel-drive vehicles. Part of our Airmatic air suspension³; the Adaptive Damping System (ADS II) lets you tailor your driving experience with three selectable suspension modes – two for sport and one for comfort – and continually optimizes ride and handling by individually adjusting each wheel's shock absorber every time the wheel changes its direction of up/down travel.

² Double wishbone front suspension on E-Class and S-Class models with 4MATIC all-wheel drive. ³ Airmatic and ADS II standard on E500, E55 AMG, S430 and S500 models, and optional on E320 models (except E320 CDI).

4-wheel Electronic Traction System

Our advanced 4-wheel Electronic Traction System (4-ETS) is an innovation in all-wheel traction that can help get your all-wheel-drive Mercedes moving even if only one wheel has grip. If 4-ETS detects the onset of wheelspin, it applies the brakes to the slipping wheel or wheels, to restore the balance of the engine's torque to all four wheels. By simulating the effect of locking the front, center or rear differentials, 4-ETS helps ensure that power is sent to where the traction is – even if that's only one wheel.¹ There are no buttons to push or levers to engage. It's an integral part of the full-time 4-wheel drive and Electronic Stability Program (ESP) of every M-Class and G-Class, and every Mercedes sedan or wagon with 4MATIC all-wheel drive.



c. **Active Body Control (ABC)**

ABC allows you a driving experience you simply cannot find elsewhere, providing an ideal balance of ride and handling, and is capable of cornering with virtually no body roll. ABC uses a system of sensors and electronically controlled high-pressure hydraulics to instantly counteract the forces of vibration, pitch, dive, squat and roll. Self-leveling, automatic-lowering ABC even lets you raise the ride height for added clearance on rutted roads or in deep snow.

Active Body Control (ABC) standard on SL-Class, CL-Class, S55 AMG and S600, and optional on S430 and S500.



d. **4MATIC all-wheel drive**

With 4MATIC, you get the outstanding control of all-wheel drive without sacrificing true sport-sedan driving enjoyment. The system is always engaged and always sending torque to every wheel. With 60% of the overall torque distributed to the rear wheels, crisp steering and the balanced feel of a rear-wheel-drive vehicle are retained, making a 4MATIC Mercedes a joy to drive in any season. And 4MATIC works together with our standard corner-taming ESP, enhancing the all-wheel advantage through curves in rain, snow or even sun.

4MATIC optional on C-Class Luxury models, E-Class (except E320 CDI and E55 AMG), S430 and S500, and standard on E500 4MATIC Wagon.

Who cares about being first?

Lifesavers.

When you don't have a second to lose

The streets of Copenhagen are narrow, twisty and often made of cobblestone. They're also the lifeline for the Danish Ambulance Service, which has made over 12,500 emergency responses in their Mercedes SUVs. Working as a team, driver Torben Bang Christensen, Dr. Annemarie Sørensen and their ML 320 leave the hospital hundreds of times each year with one goal in mind – being first on the scene of a medical emergency. Sometimes they travel at high speed through those narrow streets. And sometimes they need to use the sidewalk, or cut across parks – whatever it takes. Dodging cars, cyclists and pedestrians along the way. Even the weather throws down its own challenges, including sleet, rain and heavy winter snow. And no matter what obstacles may come their way, with its durability, responsiveness and vault-like security, both Annemarie and Torben agree: “When we drive in the ML, we feel very safe.”





116 heads of state

Wolfgang Wöstendieck is a chauffeur who drove for the German government for many years. In his tenure, he had the honor of carrying 116 heads of state, including presidents, premiers and prime ministers. And regardless of title, they all enjoyed the security, luxury and serenity of his Mercedes-Benz 600 "Pullman" limousine — even when they needed to travel at speeds approaching 120 mph. These magnificent automobiles were made to order in the '60s and '70s, and many still carry the world's dignitaries from place to place today. Reunited with one of the 600s he drove — now a cherished museum piece — Wolfgang's fondness for the car remains strong. Immaculately dressed and soft-spoken, he proudly shows the car's special amenities such as the reclining rear seats or the soft amber interior lighting. When it's time to go, it shouldn't surprise you that Wolfgang drives off in his own Mercedes-Benz. After all, he wouldn't dream of treating the dignitaries in his life to anything less.

Lifetime Roadside Assistance

The first of its kind, the Mercedes-Benz Roadside Assistance Program is still the only one that remains in effect for the entire life of the vehicle. Our Roadside Assistance technicians are accomplished problem-solvers who can draw on years of experience and training to get you back on the road as quickly as possible. And if that isn't impressive enough, our legendary Roadside Assistance service includes Sign and Drive, which will bring you some fuel if you've run out, replace a flat tire with your spare, or jump-start your car if the battery is dead. All at no charge, and all for as long as you're driving a Mercedes-Benz — even somebody else's. And while this is more than any other manufacturer provides, when it comes to your peace of mind, we wouldn't consider doing any less!



Tele Aid wrench button

Press the wrench button to request our legendary Roadside Assistance. You'll be connected to a trained professional who knows your location, the model of your car, even its color.²




Tele Aid SOS button

When trouble strikes, help for you or others is just the push of a button away. The SOS button will connect you to Mercedes-Benz emergency response personnel who can summon paramedics and police, and call your on-file emergency contacts. And you can feel secure knowing that if your air bag deploys, the system will automatically call for help, and will alert us to your location by satellite.²



Tele Aid i-button

Information, please. Press the *i*-button and the Mercedes-Benz Customer Assistance Center can help you get answers to vehicle questions or locate your nearest Mercedes-Benz dealer. To further enhance your ownership experience, you can also use the *i*-button to connect to optional services such as Route Assistance and Traffic Information.²



Traffic Information and Route Assistance

An option of your Tele Aid subscription features an automated voice menu to give you hands-free access to information you need.

Tele Aid's Traffic Information service offers real-time, voice-delivered traffic reports that are based on your vehicle's current location — within a 5-mile radius, or along any of up to five regular commutes that you program at our website. Traffic reports are available in over 100 cities and can be updated every minute.

Unlimited, nationwide operator-delivered Route Assistance can help get you to your destination with a minimum of wasted time.

¹ Roadside Assistance repairs may involve charges for parts, service and towing. Vehicle must be accessible from main roads. Depending on the circumstances, these services may be provided by an outside service, courtesy of Mercedes-Benz Roadside Assistance. For models factory-equipped with no spare tire, Roadside Assistance will attempt to reinflate a flat tire after using the vehicle's Tirefit puncture sealant. For full details of Sign and Drive services, as well as the Roadside Assistance Program, please see your dealer. ² First year's basic Tele Aid service provided at no additional cost with subscription. Subscription and acquaintance call required for service to be active. Tele Aid operates only where cellular and Global Positioning System coverage are available. See your dealer for details of telematics services.