




Mercedes-Benz

CL 550 shown on front cover in Iridium Silver metallic paint with optional AMG Sport Package.

©2007 Mercedes-Benz USA, LLC • One Mercedes Drive, Montvale, NJ 07645 • 1-800-FOR-MERCEDES • MBUSA.com

Marketing Communications. All illustrations and specifications contained in this brochure are based on the latest product information available at the time of publication. Mercedes-Benz reserves the right to make changes at any time, without notice, to colors, materials, equipment, specifications and models. Any variations in colors shown are due to reproduction variations of the printing process. Illustrations may include test situations. Some vehicles may be shown with non-U.S. equipment. Some vehicles are shown with optional equipment. HomeLink® is a registered trademark of Prince, a Johnson Controls Company. harman/kardon® and LOGIC7® are registered trademarks of Harman International Industries, Inc. iPod is a registered trademark of Apple Computer, Inc.

 In an effort to minimize the environmental impact of this brochure, Mercedes-Benz uses a recycled coated paper that is guaranteed in writing to contain a minimum of 10% post-consumer waste.

Printed in U.S.A./50 MC-07-780

2008 MERCEDES-BENZ CL-CLASS

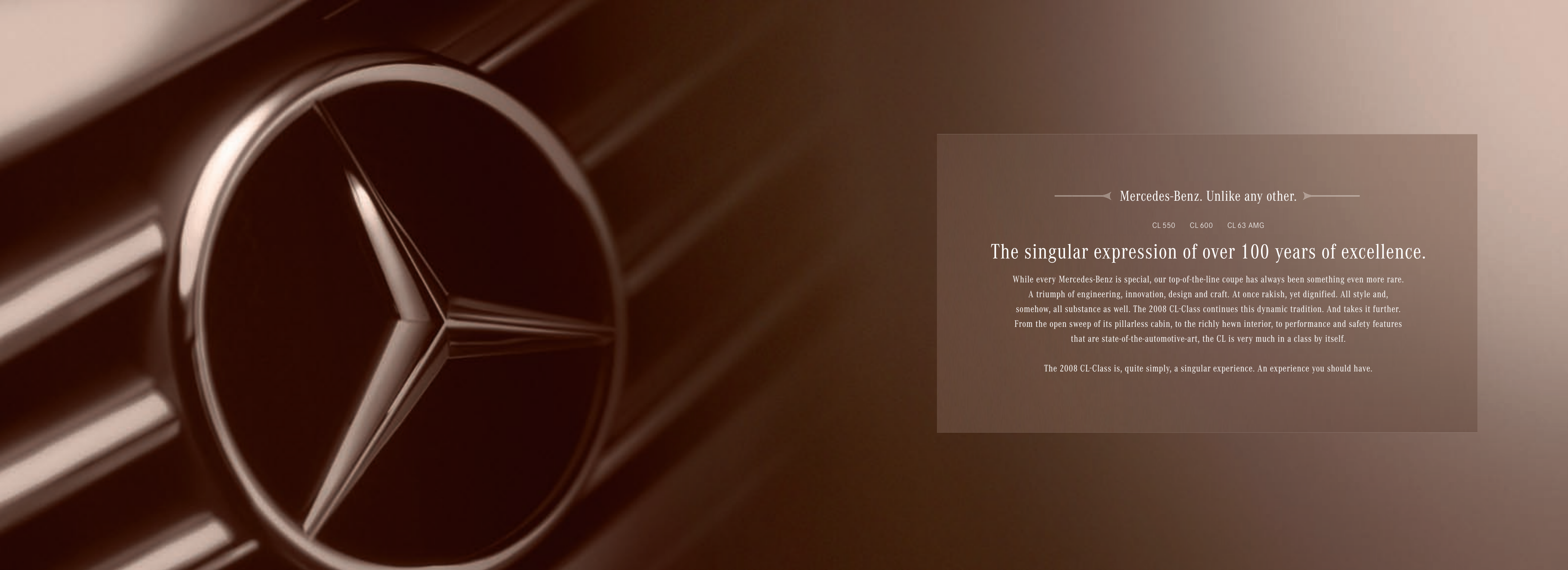


## CL-CLASS

2008

CL 550 CL 600 CL 63 AMG





Mercedes-Benz. Unlike any other.

[CL 550](#) [CL 600](#) [CL 63 AMG](#)

## The singular expression of over 100 years of excellence.

While every Mercedes-Benz is special, our top-of-the-line coupe has always been something even more rare.

A triumph of engineering, innovation, design and craft. At once rakish, yet dignified. All style and, somehow, all substance as well. The 2008 CL-Class continues this dynamic tradition. And takes it further. From the open sweep of its pillarless cabin, to the richly hewn interior, to performance and safety features that are state-of-the-automotive-art, the CL is very much in a class by itself.

The 2008 CL-Class is, quite simply, a singular experience. An experience you should have.

## Design that's pillarless. And peerless.

— — — — —

Long, low and wide, the CL-Class captivates. Each line fits the description of a luxury sports coupe, from the uninterrupted sweep of its signature pillarless profile – a masterpiece of aesthetics and structural engineering – to the boldly flared fender wells. A celebration of details like the 3-rib grille with inlaid Three-Pointed Star and aggressive dual exhaust outlets reinforces the intense, sexy presence of the CL and enriches its power from every angle.





The AMG Sport Package. Style that brings some very potent substance.

Sharpening the edge of the CL 550 shape to perfection, the AMG Sport Package gives form to the coupe's performance. Sculpted by the in-house performance and racing experts at AMG, the Sport Package opens with an aggressive front end textured by a honeycomb-design air dam that channels cooling air to the brakes. AMG side skirts carry the car's aerodynamic knife-blade effect rearward to the AMG rear bumper and dual chrome AMG twin tailpipes. A custom set of 19" AMG 5-spoke light-alloy wheels wrapped in low-profile, high-performance tires' fixes the CL's stance and threads it through corners with added finesse.




CL 550 shown at right in Iridium Silver metallic paint with optional 19" 9-twin-spoke wheels.

A dark Mercedes-Benz CL-Class car is shown from a front-quarter perspective, driving on a road at night. The car's headlights are on, and the scene is illuminated by city lights and streetlights, creating a sense of motion and luxury. The car is positioned on the right side of the frame, moving towards the left.

## Brute performance that's anything but brutish.

As a first-class grand-touring coupe, the CL-Class is a star. But it takes more than that to be a leader, and more still to be a Mercedes-Benz. It takes a surplus of horsepower that's on tap whenever you want it. It takes razor-honed handling that not only dispatches corners seemingly at will, but also leaves you anticipating the next series of twisted roads with joy. And it takes the advanced design and engineering expertise to do it all while still creating a first-class grand-touring coupe worthy of the Three-Pointed Star in its grille.



A single block of aluminum that  
produces unlimited thrills.

— — — — —

Reward your expectations with real power. The CL 550's 5.5-liter V-8 delivers 382 horsepower to the rear wheels via the only 7-speed automatic transmission in its class. Elegance and powerful influence are hallmarks of the CL 600, but when you awaken the 612 lb-ft of torque in its bi-turbo V-12, the polite conversation stops and a 4.5-second<sup>2</sup> 0-to-60-mph blast starts. And the hand-built, 518-horsepower V-8 matched with a 7-speed automatic transmission with AMG SPEEDSHIFT™ will stop at nothing to get the CL 63 AMG from 0 to 60 in just 4.5 seconds.\*



A feel for the road matched only  
by a passion for it.



By design, the CL-Class is as comfortable on a racetrack as it is on Rodeo Drive. Its rigid chassis, independent multilink suspension and vehicle-speed-sensitive rack-and-pinion steering lay the foundation for the CL's sharp handling and sublime ride. Active Body Control, the only true active-suspension system in production, virtually eliminates bodyroll and endows the CL with cornering talent so advanced that it borders on being otherworldly. And absolute stopping authority rests in the power and refinement of immense ventilated front disc brakes. In short, the CL-Class offers the best in handling. No matter where the drive takes you.





Take comfort in over a century of craftsmanship.

The next step up from the CL-Class cabin is the realization that there is no next step up. The liquid feel of fine, hand-fitted Premium or Exclusive Leather saturates the interior. The gorgeous, hand-polished Burl Walnut wood trim comes standard, while sleek Black Ash wood trim is an attractive option, and exclusive Poplar wood trim is available on the CL 600. It is all unparalleled. Your touch is invigorated by the grip and elegance of the wood/leather steering wheel. Pleasure also resonates through the CL's 11-speaker harman/kardon® LOGIC7® digital surround-sound system. Standard SIRIUS Satellite Radio – offering over 130 channels, including sports, news, real-time traffic and weather reports, and 69 commercial-free music stations<sup>3</sup> – and a single-feed 6-disc changer enhance the CL's audio landscape even further. In such a place as this, the next step is simply to get lost in all the luxury.



## A dedication to relaxation that never rests.

The CL-Class seats aren't just built for a drive, they're engineered for driving. For the driver and front passenger, the seats are power-adjustable 14 ways for a fit that feels tailored. Dual-zone climate control and 3-level heated seats give front occupants personal command over their heating and cooling preferences. Rear-seat passengers are treated to A-list headroom and legroom. The CL 600 reaches the pinnacle of indulgence with the pneumatic support and 4-level massage function of Drive-Dynamic multicontour front seats, as well as Active Ventilated front seats that use tiny internal fans to circulate cooling air through the cushions. Engineering comfort is a goal in any luxury car, but in the CL-Class, it's an exact science.



## Luxuries that will soon become necessities.

The CL-Class has a real talent for upping your standards for convenience. Its COMAND system, with an easy-to-use center-console controller and 8" color-LCD screen, is a superb example. COMAND puts a host of CL-Class systems at your fingertips, including audio, navigation and phone—even a Bluetooth®-compatible wireless mobile phone, if you have it—and seamlessly integrates their performance. For instance, COMAND will automatically mute the audio system so you can take a phone call or listen to verbal navigation directions. And to take the pain out of parking, standard Parktronic system sensors and an available Rear View Monitor let you keep track of what's happening ahead of your CL and behind it.



## Technology that anticipates an accident from a company that knows what's coming next.



A CL-Class Coupe is a showcase of high performance, even in its safety systems. The advanced engineering in the CL body structure and nine air bags providing a cocoon of protection for you and your passengers is just the beginning. The PRE-SAFE® system can actually sense trouble before it happens and prepare the CL for an impending accident. Available Night View Assist uses infrared light to let you peer ahead on dark roads, illuminating “warm” objects such as pedestrians as well as “cold” objects like parked cars or debris up to 500 feet ahead.<sup>4</sup> And our radar-based Distronic Plus Adaptive Cruise Control will automatically start to brake if it senses that the vehicle ahead of yours is slowing down and can even bring your CL to a complete halt in stop-and-go traffic.<sup>5</sup> Other Mercedes-Benz innovations like the Electronic Stability Program and emergency-sensing Brake Assist have been helping to avoid accidents for over a decade, pointing to a continuous commitment to forward-looking safety leadership that started over half a century ago.






— The 2008 CL-Class —

CL 550

Its profile is art and its performance is legendary. The CL 550 harnesses its 382-horsepower V-8 with the closely spaced gearing of a 7-speed automatic transmission. Such power, combined with 391 lb-ft of torque, launches the coupe from 0 to 60 mph in just 5.4 seconds. Ride and handling brilliance is assured via the CL's Active Body Control suspension, 18" staggered-width aluminum-alloy wheels and high-performance tires. Stepping across the stainless-steel door sill trim enters you into an exquisite world composed of Premium Leather upholstery and hand-polished Burl Walnut or Black Ash wood trim. And speaking of legendary performance, the soundtrack for your CL 550 is powered by an 11-speaker harman/kardon® LOGIC7® digital surround-sound system engineered to deliver ideal audio to every seat.



## CL 600

The CL 600 knows the value of sanctuary. Its cabin, crafted from the finest hand-fitted Exclusive Leather, hand-polished Burl Walnut, Black Ash or Poplar wood and suede-like Alcantara, keeps the outside world at bay. Drive-Dynamic multicontour front seats – Active Ventilated to keep you oh-so-comfortable – mold to your body with cushions of air and offer four levels of heated massage. And the CL 600 combines this quietude with the roar and thrust of a 510-horsepower, bi-turbo V-12. Leaping off the line to 60 mph in a supercar-quick 4.5 seconds,<sup>2</sup> the CL 600 stays completely in character and never runs out of breath. World-class CL handling and braking muscle round out its dynamic gifts, while Night View Assist, Keyless Go and Distronic Plus Adaptive Cruise Control add to the CL 600's natural sense of security.



**6.3** 

CL 63 AMG: A new engine meets an  
equally powerful philosophy.

The folks at AMG believe in taking a personal interest in their work – they even created their own engine from scratch.

The CL 63 AMG's 518-horsepower V-8 makes it one of the most powerful cars in the world. Built and autographed by a single AMG master technician, the engine breathes out 465 lb-ft of torque that gust it from 0 to 60 mph in just 4.5 seconds? The CL 63's massive, speed-withering compound brakes are bewitching viewed through the spokes of its 20" AMG light-alloy wheels! and breathtaking working in balance with the AMG-enhanced Active Body Control suspension. Such a beast of performance and civility used to be the stuff of myth. Now it's a CL 63 AMG you can drive – and believe in – every day. And for the total driving enthusiast, the AMG Performance Package endows this fearsome coupe with enhancements that will redline your adrenaline.



## CL 63 AMG

Drivetrain	Engine	AMG-built DOHC 32-valve V-8
	Power	518 hp @ 6,800 rpm
	Torque	465 lb-ft @ 5,200 rpm
	Displacement	6,208-cc
	Compression	11.3:1
	Transmission	7-speed automatic with AMG SPEEDSHIFT. <sup>™</sup>
	Acceleration	0-60 mph in 4.5 seconds. <sup>2</sup>
Dimensions	Wheelbase	116.3"
	Overall length	200.2"
	Overall height	55.8"
	Overall width	73.7"



In an AMG, even the interior performs.

The high-performance promise made by the CL 63 AMG's aggressive AMG bodywork and dual chrome AMG twin tailpipes is reaffirmed inside the cabin. AMG Premium Leather—legendary for its richness and glove-soft texture—is hand-fitted to everything from the Active Ventilated multicontour sport front seats to the trim on the doors and steering wheel. Burl Walnut wood trim and an Alcantara headliner lend exclusivity to the CL 63 cockpit. In the driver's corner, an AMG leather steering wheel incorporates racing-inspired aluminum shift paddles to give you fingertip-quick gear-change control of the 7-speed automatic transmission with AMG SPEEDSHIFT. And all the while, the AMG gauges and digital AMG RACETIMER track your progress, lap by lap.<sup>4</sup>



**PRE-SAFE®**

A revolution in automotive safety. Mercedes-Benz originated this landmark system, and it's still the only manufacturer to offer it standard on select models. PRE-SAFE acts decisively to prepare for a possible accident. PRE-SAFE uses sensors from two of the active safety systems already inside the vehicle: Brake Assist and our Electronic Stability Program. If system sensors detect certain vehicle movements that indicate an accident is possible, PRE-SAFE takes action to help protect the vehicle's occupants. PRE-SAFE adjusts the occupied front passenger's seat to a more favorable position for air-bag effectiveness. In the event of severe skidding which indicates that a rollover is likely, PRE-SAFE will close the sunroof<sup>7</sup> and side windows. If no accident occurs, simply readjust your seat, open the sunroof and get back on your way.

## Protection


**Bi-Xenon headlamps with Active Curve Illumination** ●

This innovation helps you see better around corners at night via Bi-Xenon headlamps that turn along with your steering wheel. They provide a clearer view into corners by increasing usable illumination by up to 90% over conventional fixed headlamps. Bi-Xenon headlamps also deliver superior visibility over halogen headlamps because their brighter, whiter light is much closer to natural sunlight. *Standard all models.*


**Integrated Restraint System** ●

The CL-Class features the 10-way protection of a 9-air bag system. It includes dual-stage front air bags, front and rear side-impact air bags, a driver-side knee bag and full-length Window Curtain Air Bags. The Window Curtain Air Bags deploy along the front and rear windows on the affected side, to help protect outboard occupants from head injury and broken glass in certain side impacts or rollovers that exceed the deployment threshold.<sup>8</sup> *Standard all models.*

**Seat belts** ●

Equipped with Emergency Tensioning Devices (ETDs) and belt force limiters,<sup>9</sup> seat belts are arguably our most important passive safety feature. If a collision exceeds a preset threshold, the ETDs instantly remove slack from the seat belts. Belt force limiters allow a slight amount of give in the seat belts and reduce the peak seat-belt forces on the occupant. *Standard all models.*


**Body structure** ●

A range of precision safety elements work together to protect you and your passengers in the event of a collision. While High-Strength and Ultra-High-Strength/Low-Alloy steel in important areas of the vehicle forms an exceptionally rigid barrier, advanced front and rear crumple zones deform progressively to help absorb the energy of an impact. A front bulkhead also helps channel some of the forces of a frontal impact under, over and around the cabin. *Standard all models.*

**Electronic Stability Program (ESP®)** ●

This advance continually monitors your vehicle's motion to help keep you going in your intended direction. If it detects wheel slip, severe understeer (plowing) or oversteer (fishtailing), ESP can brake individual wheels and reduce engine power to correct those problems and help bring the vehicle under control. It significantly helps you control your vehicle during accident-avoidance maneuvers.<sup>10</sup> *Standard all models.*


**Brake Assist (BAS) and Brake Assist Plus (BAS Plus)** ●

Research shows that drivers seldom apply the brakes hard enough, soon enough in emergency situations. BAS monitors pedal application speed to sense emergency braking and deliver maximum stopping power. Vehicles with Distronic Plus Adaptive Cruise Control also offer BAS Plus and PRE-SAFE Brake. PRE-SAFE Brake features BAS Plus, which uses Distronic radar technology to automatically prime the brakes for hard braking by the driver. When closing speed to a detected vehicle ahead suggests an imminent collision, PRE-SAFE Brake can automatically initiate partial braking, regardless of whether Distronic Plus is on—or even if the driver is not on the brake.<sup>11</sup> PRE-SAFE brake sensors can also activate PRE-SAFE systems that prepare the cabin for a likely collision. If the vehicle ahead suddenly slows, BAS Plus and PRE-SAFE Brake are well prepared—PRE-SAFE Brake can initiate braking with up to 40% of the available stopping power and BAS Plus readies the brakes so that full power is available the moment you step on the pedal.<sup>12</sup> *Standard all models.*



#### 5.5-liter V-8 engine

One of our most advanced engines generates 382 horsepower and 391 lb-ft of torque, with an amazing 75% of peak torque available at just 1,000 rpm. To help reduce engine weight and increase durability, the engine block is made of cast aluminum with a solid bedplate, an ideal construction for performance. Indeed, the engine's smooth, immediate power delivery whisks the CL 550 from 0 to 60 mph in 5.4 seconds.<sup>2</sup>

#### Bi-turbo V-12 engine

The CL 600 racks up high numbers—510 horsepower and an astonishing 612 lb-ft of peak torque between 1,800–3,500 rpm—because its powerplant endows brawn with brilliance. The staggering low-end torque stems from two compact turbochargers which, with an optimized turbine, also nearly eliminate “turbo lag.” And two liquid-to-air intercoolers yield a charge for more powerful combustion—and for more powerful performance. How much more? Try a 0-to-60 time of 4.5 exhilarating seconds.<sup>2</sup>

Please see page 51 for Endnotes.

#### AMG 6.3-liter V-8 engine

The most powerful naturally aspirated V-8 in our lineup has been mated to a 7-speed automatic transmission with AMG SPEEDSHIFT™ for ready access to that enormous strength. Feel a rush of euphoria as the engine develops a massive 518 horsepower and 465 lb-ft of torque to propel the CL 63 AMG from 0 to 60 in just 4.5 seconds.<sup>2</sup> And like all AMG engines, each is hand-built and signed by a single master technician.



#### 7-speed automatic transmission


The Mercedes-Benz CL 550 is the only vehicle in its class to have a 7-speed automatic transmission as standard equipment. A wide range of closely spaced gears delivers the ideal gear ratio for virtually every driving condition, which means smoother cruising and immediate response for acceleration and passing, and even improved fuel efficiency on the highway. With the 7-speed automatic with AMG SPEEDSHIFT in the CL 63 AMG, you can change gears rapidly using AMG aluminum shift paddles on the steering wheel and select your choice of three driving modes (S for Sport, C for Comfort and M for Manual).

#### 5-speed automatic transmission

The CL 600's 5-speed automatic was designed to handle the massive torque generated by the engine. This gearbox is actually driver-adaptive: it learns how you like to drive and adjusts its shift points accordingly.

#### Touch Shift

All CL-Class models feature standard Touch Shift, which allows you to select gears by using the shift buttons on the rear of the steering wheel.




Power

#### Multilink suspension

The CL-Class uses a 4-wheel multilink suspension<sup>13</sup> for exceptional poise and control, even under severe braking. The rear multilink design—a Mercedes-Benz innovation—controls rear-wheel movement with outstanding precision. For more dynamic handling, the front axle assembly, front suspension and steering gear are all preassembled along with the engine and transmission on an extraordinarily rigid steel subframe. The use of lightweight/high-strength aluminum suspension components helps reduce unsprung weight and improve handling.

## Agility



#### Active Body Control (ABC)

Arguably the most advanced suspension system in production, ABC provides an excellent balance of ride comfort and handling while virtually eliminating bodyroll during cornering. A series of sensors and electronically controlled high-pressure hydraulics counteracts the effects of roll, vibration, pitch, dive and squat. And in a turn, ABC stiffens the outer suspension and lowers the inner suspension for improved control and passenger comfort.

*Standard all models.*

#### Brakes

Enjoy strong, controlled stopping power courtesy of dual-circuit power-assist 4-wheel brake discs. Ventilated for cooling, the CL 550 features 13.2" front and 11.8" rear disc brakes, while the CL 600 offers 13.8" front and 12.6" rear disc brakes. The CL 63 AMG boasts AMG-enhanced dual-circuit power-assist 4-wheel discs. Compound, perforated and ventilated, these brakes are massive, measuring 15.4" up front and 14.4" at the rear. All of these brakes form the core of our landmark Antilock Braking System (ABS). Capable of sensing impending wheel lockup under heavy braking, ABS pumps the front brakes individually or the rear brakes together to maintain stability as needed up to 30 times per second to prevent lockup and maintain steering ability.<sup>12</sup>

*Standard all models.*



#### Vehicle-speed-sensitive steering

At lower speeds, the vehicle-speed-sensitive power rack-and-pinion steering delivers more power assist for easy handling. At higher speeds, the amount of power is adjusted for improved road feel and control.

*Standard all models.*

● Standard. ○ Optional or included with a package. — Not available.  
Please see page 51 for Endnotes.

## Color and Trim

### Design a CL-Class all your own

Choose from a variety of metallic and non-metallic exterior paints. Then add your favorite available upholstery color and material choices. To keep your vehicle's exterior looking its best for a long time, Mercedes-Benz uses nanotechnology—specifically, microscopic ceramic nano-particles. Each ceramic nano-particle is tens of thousands of times thinner than a human hair, but when joined together they are incredibly durable. When the clearcoat is applied, the nano-particles float around freely in the liquid paint. The resulting finish offers considerably greater and longer-lasting resistance to fine scratches—such as those caused by car washes and environmental factors—than conventional paint finishes, for an enduring deep gloss. And with this many choices, there's bound to be a design combination for you.



### designo Espresso Edition

The warm sophistication of *designo* Mocha Black metallic paint entices from the start. Find enchantment in soft *designo* Sand Nappa leather hand-fitted throughout the cabin. Lustrous Natural Maple wood trim and a matching wood/leather steering wheel<sup>14</sup> enhance the experience. The front-seat backrests flaunt the signature *designo* metal plate. From the Alcantara headliner to Black-leather-trimmed *designo* floor mats, this espresso delivers a rush of luxury that's practically addictive.



### designo Graphite Edition

In *designo* Graphite metallic paint, the CL-Class is the picture of quiet cool. A world of hushed elegance is created by an interior hand-fitted with sumptuous *designo* Cortecchia Nappa leather and rich Matte Oak wood trim. Sensual delights include a wood/leather steering wheel<sup>14</sup> and plush Black *designo* floor mats exquisitely edged in leather. With signature *designo* metal plates on the front-seat backrests, this CL-Class is so distinguished, you just might want this serene style all to yourself.

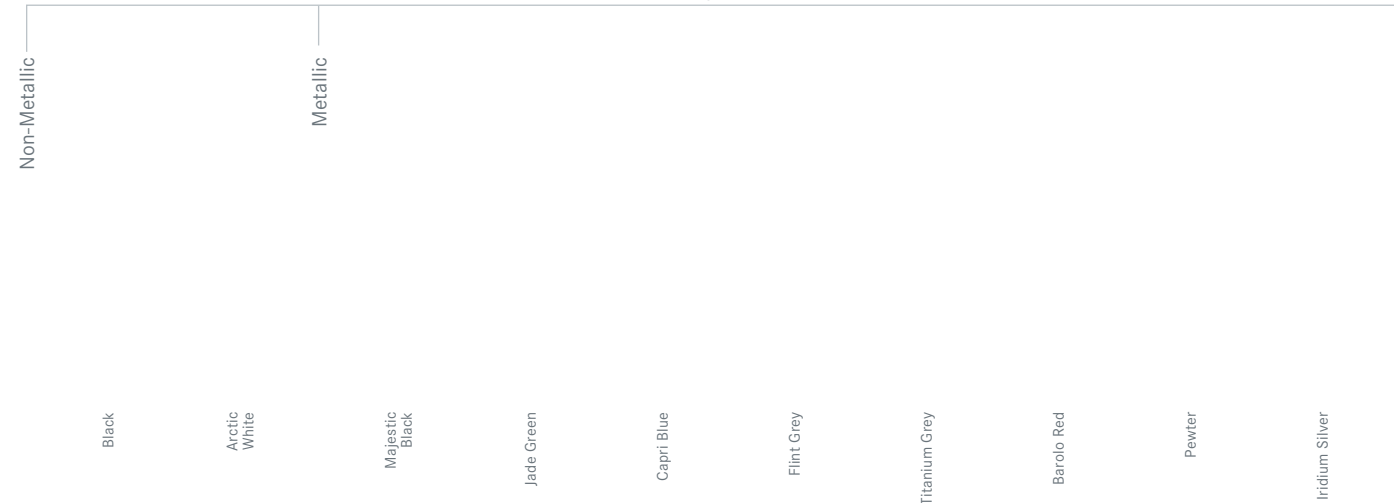


### designo Mystic White Edition

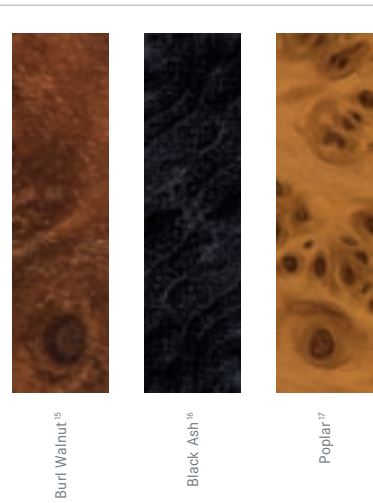
Shimmering *designo* Mystic White metallic paint presents an irresistible invitation to the world of elegant style. Once you're inside, supple Porcelain Nappa leather, applied by hand throughout the cabin, welcomes your touch. Hand-finished Black Piano Lacquer wood trims the doors, console and steering wheel<sup>14</sup> to stunning effect. Sleek *designo* floor mats trimmed in Black leather treat every guest to a final touch of indulgence.




### Exterior paintwork



### Wood trim



### Interior upholstery



Please see page 51 for Endnotes.

Please see page 51 for Endnotes.



## Amenities

### COMAND system ●

Advanced and intuitive, COMAND offers precise control of the audio, climate, telephone and Navigation systems, front-seat adjustments and numerous vehicle settings on an 8" color wide screen. This vivid display is conveniently located within your line of sight to help reduce the need to look away from the road. Also enjoy access to most audio features, the Hands-Free Communication System and the Navigation System via Voice Control. And the entertaining new video system invites you to watch DVDs any time you're in Park, with the soundtracks piped through the powerfully clear audio system. *Standard all models.*



### Next generation Navigation System ●

Using GPS technology and a 20-gigabyte hard drive to store maps, Points Of Interest and more, this virtual copilot provides detailed driving directions<sup>19</sup> with remarkable speed and a friendly voice. Say or enter your destination. Then see gas stations, hotels, restaurants and Mercedes-Benz dealerships along your route on the COMAND system's large color-LCD screen. Data for the contiguous U.S., Canada and Oahu, Hawaii comes standard, with periodic updates available at your authorized Mercedes-Benz dealer. *Standard all models.*



### harman/kardon® LOGIC7® digital surround-sound system ●

This digital surround-sound system fills the cabin with 600 watts of beautifully balanced sound. Eleven optimally placed speakers deliver an enthralling surround-sound experience from MP3s, SIRIUS Satellite Radio, the 6-disc changer and even discs in DVD-Audio and DTS formats. An integrated microphone monitors vehicle acoustics and adjusts frequency response to deliver the optimum sound experience. *Standard all models.*

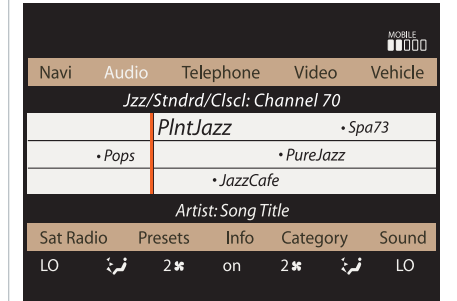



### Hands-Free Communication System ●

Make calls, receive calls and even access select phone books<sup>20</sup> through the COMAND system in one of two easy ways. Using an approved compatible phone,<sup>21</sup> you can connect to the Hands-Free Communication System<sup>22</sup> via a range of accessory Multi-Handset Interface (MHI) cradles or an accessory Bluetooth® interface module. With the cradle, your phone charges itself and connects to the vehicle's external antenna, while the Bluetooth interface services your needs wirelessly. When your Bluetooth-compatible phone is synched up to the system, just leave your phone in your pocket and enjoy hands-free conversations over the sound system.<sup>23</sup> Bluetooth-compatible phone, Bluetooth interface module and MHI cradles sold separately.<sup>24</sup> Please see your dealer for details. *Standard all models.*

### iPod® Integration Kit ○

Taking your music wherever you drive has never been easier. With the seamless integration of your iPod into the audio system of your CL-Class, the steering wheel lets you view the track information display and control iPod buttons like Volume, Select and Change Menu. And with the dock connector, you can even charge your iPod while it's playing.<sup>25</sup> *Optional all models.*



### SIRIUS Satellite Radio ● SIRIUS SATELLITE RADIO

Enjoy a complimentary 6-month subscription to SIRIUS with over 130 channels, including 61 channels of sports, news, talk, entertainment, traffic, weather and data. SIRIUS is also home to 100% commercial-free music channels, featuring 69 music channels nationwide. Live play-by-play broadcasts of the biggest sports—NFL®, NASCAR®, NHL®, NBA® and games from over 150 college sports teams—round out what's sure to be one of your favorite cabin appointments.<sup>26</sup> *Standard all models.*


● Standard. ○ Optional or included with a package. – Not available. Please see page 51 for Endnotes.



#### Night View Assist ● ○

Using infrared technology, this innovation can be activated at nighttime when your low-beam headlamps are on and can detect objects nearly 500 feet ahead in near-complete darkness. When activated, it displays the captured image on a black-and-white screen in the instrument cluster. Unlike other systems that identify only warm objects like animals but not cold ones such as debris or parked cars, ours detects both. And with the image on a high-resolution screen and not the windshield, you always get a clearer, sharper picture of what's ahead.<sup>4</sup>

*Standard CL 600. Optional CL 550 and CL 63 AMG.*



#### Distronic Plus Adaptive Cruise Control ● ○

This radar-based advance monitors the vehicle ahead and adjusts your speed to help maintain your chosen following distance. Long journeys become more pleasurable, as there is less need to adjust the cruise control setting. And in stop-and-go traffic, Distronic Plus can automatically keep pace and bring the CL-Class to a complete stop when the vehicle ahead stops, then, with a tap of the accelerator, get you moving again with traffic.<sup>5</sup> If the vehicle ahead that the system is monitoring suddenly slows or abruptly stops and calculated closing speed indicates that you haven't taken appropriate braking action, the Distronic Proximity Warning System issues an audiovisual warning.<sup>27</sup> Should the vehicle ahead slow to a complete stop, Distronic Plus uses up to 40% of the vehicle's braking power to stop your vehicle—again, automatically.

*Standard CL 600. Optional CL 550 and CL 63 AMG.*



#### Drive-Dynamic multicontour front seats with 4-stage massage function ● ○

Treat yourself to an optimum seating position on every drive, courtesy of 11 adjustable pneumatic chambers in the seat. Then feel four levels of massage stimulate your back muscles. They not only soothe, they help fight fatigue. The system even adjusts air chambers within the seat, to hold you snugly through curves and turns—or even in the event of a potential accident.

*Standard CL 600 and CL 63 AMG. Optional CL 550.*

#### Heated and Active Ventilated seats ● ○

Three levels of heating and cooling are available for front seats. Active Ventilated Seats are designed to keep you cool during warmer months by gently circulating air through perforations in the seat and backrest, which also helps eliminate perspiration buildup. Using both the ventilation and heating features of the seats simultaneously can help keep you warm and dry on cold and rainy days.

*Standard CL 600 and CL 63 AMG. Optional CL 550.*



#### Memory card slot ●

Bring aboard your digital music with this PCMCIA multimedia slot. Just transfer digital audio files from your PC onto a widely available memory card and insert it into your CL-Class. Scroll through playlists and song titles via the COMAND system's graphical user interface. With an adapter, you can even use many other memory card formats such as SD and Compact Flash. (PCMCIA adapter card required. Sold separately.)

*Standard all models.*



#### Electronic Trunk Closer ●

This feature allows the driver to fully open and close the trunk via a switch on the driver's interior door panel. You can also close the trunk lid by pressing a button on its underside or open it with the SmartKey remote.

*Standard all models.*

#### Dual-zone climate control ●

The driver and front-seat passenger can select their own levels of heating or cooling, thanks to individual controls for each on the dashboard. An advanced electrostatic dust and pollen filter helps clean incoming air and a humidity/dewpoint sensor reduces window fogging in damp weather. Tunnel mode offers one-touch closing of all windows and cabin air intake by pressing and holding the air-recirculation button. Our intelligent sun sensor helps compensate for the effects of direct sunlight on you and your passengers, assuring comfort for all.

*Standard all models.*

#### Variable Doorstop ●

The Variable Doorstop holds the door open at virtually any point in its swing range. This feature makes getting into or out of the car on hills easier. It also gives you more control when opening the door in tight spaces, such as parking spots or garages.

*Standard all models.*

#### Rear View Monitor ● ○

Now parallel park or back into a parking space with ease. When you're in Reverse, a wide-angle camera mounted discreetly in the trunk lid captures an image of what's behind your vehicle and displays it on the COMAND screen.<sup>28</sup> Here, seeing really is believing.

*Standard CL 600. Optional CL 550 and CL 63 AMG.*

#### Voice Control ●

This advance gives you access to many of the audio, Navigation and Hands-Free Communication system functions. Dial phone numbers, change radio stations and much more, simply by pushing a button and speaking out loud.

*Standard all models.*

## Accessories



Refine the singular passion of the CL Coupe to match your personal preferences. Mercedes-Benz dealers offer an inviting array of CL-Class accessories, from distinctive alloy wheels to arresting chrome accents. Each of the following components is also designed, engineered and tested to exacting Mercedes-Benz standards for a high level of quality. So ask your dealer for the CL-Class Accessories Brochure to see our full line of appearance, utility and car care accessories. The CL will always be a phenomenal coupe. Now it can also be a reflection of your individual style.

### Multi-Handset Interface (MHI) cradle and Bluetooth® interface

In conjunction with your CL Coupe's pre-wired Hands-Free Communication System, the MHI cradle helps you enjoy the benefits of hands-free calling while charging your Mercedes-Benz-approved phone.<sup>21</sup> Or consider the Bluetooth interface module, which allows you to make and receive calls, and even access select phone books, without taking your phone out of your pocket.<sup>23</sup>

### AMG illuminated door sills

Light up your CL-Class with radiant style every time you open the door. Our luminous blue "AMG" door sills, made from brushed stainless steel, provide the perfect entrance or exit for every drive.


### Chrome accents

Give extra flair to the distinctive look of your CL-Class. Our set of high-shine chrome mirror surrounds complements the range of coordinating exterior refinements. Help protect your finish from scratches and add yet another touch of style with a set of two chrome door-handle inserts.



### All-season floor mats

Keep the carpet of your CL-Class in top shape despite virtually any weather condition. Deep channels in the floor mats trap large amounts of water, mud and melting snow. Easy to clean, they come four mats to a set and are available in Black, Grey or Beige.



### Accessory aluminum-alloy wheels

Engineered to the highest standards, each of our accessory wheels puts a unique spin on your CL Coupe, from arresting 18" 5-spoke wheels to massive Alaraph 20" 10-spoke wheels.



Please see page 51 for Endnotes.

## Service & Support

### Tele Aid<sup>29</sup>

Three buttons put a multitude of services at system subscribers' fingertips: emergency response (SOS button), roadside assistance (Wrench button) and even concierge services (*i*-button).<sup>30</sup>

### Tele Aid Security & Care service

Enhance your sense of security with Remote Door Unlock, Stolen Vehicle Recovery and much more. Keep your annual subscription up-to-date for the peace of mind that comes from knowing you and yours have an added measure of security and care. With an active Tele Aid subscription, you may be eligible for a discount from your insurance provider.

### Tele Aid Luxury & Convenience Package

Here, expand your privileges with access to a Personal Concierge that fulfills your requests for nearly "anything, anytime, anywhere" and an Online Concierge for accessing your Personal Concierge via your computer or PDA wherever Internet access is available, as well as Traffic Information<sup>31</sup> and Route Assistance.

### 24-hour Roadside Assistance

The first of its kind and still the only one that remains in effect for the life of the vehicle. Our Roadside Assistance technicians draw on years of experience and training to get you back on the road as quickly as possible.<sup>32</sup>

Please see page 51 for Endnotes.

### Mercedes-Benz Limited Warranties

Our New Vehicle Limited Warranty runs for 48 months or 50,000 miles, whichever comes first. And anytime during the new vehicle warranty coverage, you can also purchase a Mercedes-Benz Extended Limited Warranty that will provide additional protection when the New Vehicle Limited Warranty expires.<sup>33</sup>

### Mercedes-Benz Maintenance System

Enjoy fixed, predictable service intervals every 13,000 miles or one year (10,000 miles or one year for AMG models).<sup>34</sup> About a month before service is due, your vehicle even reminds you via a dashboard display that also explains which maintenance service is due.

### No-charge Service Welcome

Stop by your Mercedes-Benz Center's Service Department for a no-charge first visit between 1,000 and 3,000 miles, where your dealer will perform a diagnostic check and address your questions. Your dealer will also provide the first tire inspection and set inflation pressure at no additional charge anytime before 6,500 miles.<sup>35</sup>

### 24-hour Customer Service

Our Customer Assistance Center is your one-stop source for answers. Whether you need to know how to use your audio system, find the nearest Mercedes-Benz dealer, get pricing or learn about personal and automotive accessories, just call 1-800-FOR-MERCEDES or press the Tele Aid *i*-button in your vehicle.

### Sign and Drive service

Our legendary Roadside Assistance service includes bringing you some fuel if you've run out, replacing a flat tire with your spare or jump-starting your car if the battery dies. All at no charge, and all for as long as you're driving a Mercedes-Benz—even somebody else's.<sup>36</sup> Help is as close as your vehicle's Wrench button (for Tele Aid subscribers) or just a phone call away at 1-800-FOR-MERCEDES.

### Trip Interruption benefits

In the unlikely event that a breakdown covered by your MBUSA New Vehicle Limited Warranty occurs more than 100 miles from your home, leaves your Mercedes-Benz inoperable or unsafe to drive and requires overnight repairs at a Mercedes-Benz Center, you'll be reimbursed up to \$300 per day for any documented expenses—for up to three days—including meals, lodging and substitute transportation.

### Dealer Alternate Transportation Program

Whenever you bring your vehicle into an official Mercedes-Benz Center for servicing during the warranty period, ask about your dealer's Alternate Transportation Program—so you can maintain your busy schedule while your dealer maintains your vehicle.<sup>37</sup>

### Mercedes-Benz Financial

Mercedes-Benz Financial offers a wide and impressive array of flexible and convenient financing options. To determine whether purchasing or leasing is right for you and to estimate the monthly payment of your next Mercedes-Benz, visit MercedesBenzFinancial.com.

### European Delivery Program

With our factory delivery program, enjoy a honeymoon with your new Mercedes-Benz as you savor the delight of driving it in the land where it was built—while you enjoy a 7% savings on many models.<sup>38</sup> Also take advantage of the optional Rally Package, which takes you through the Black Forest and the Alps, then on to Munich, staying at luxurious, historic hotels all along the way.

To learn more about these and many other services—including dealer locations and financing options—visit us at MBUSA.com today.



CL 550

CL 600

CL 63 AMG

**ENGINE**

Engine size and type	5,461-cc DOHC 32-valve V-8	5,513-cc bi-turbo 5.5-liter SOHC 36-valve V-12	6,208-cc AMG-built DOHC 32-valve V-8
Construction	Aluminum-alloy cylinder block.	Aluminum-alloy cylinder block.	Aluminum-alloy cylinder block.
Net power	382 hp @ 6,000 rpm	510 hp @ 5,000 rpm	518 hp @ 6,800 rpm
Net torque	391 lb-ft @ 2,800–4,800 rpm	612 lb-ft @ 1,800–3,500 rpm	465 lb-ft @ 5,200 rpm
Compression ratio	10.7:1	9.0:1	11.3:1
Fuel tank (capacity—reserve)	23.8 gal—2.9 gal	23.8 gal—2.9 gal	23.8 gal—2.9 gal

**DRIVETRAIN**

Transmission	7-speed automatic. Electronically controlled driver-adaptive shifting.	5-speed automatic. Electronically controlled driver-adaptive shifting.	7-speed automatic with AMG SPEEDSHIFT.™ Electronically controlled driver-adaptive shifting.
Drive configuration	Rear-wheel drive.	Rear-wheel drive.	Rear-wheel drive.
Rear axle ratio	2.65:1	2.65:1	2.65:1

**TRACTION/STABILITY**

Electronic Stability Program (ESP®)	Standard.	Standard.	Standard.
-------------------------------------	-----------	-----------	-----------

**PERFORMANCE**

Acceleration, 0–60 mph²	5.4 seconds.	4.5 seconds.	4.5 seconds.
-------------------------	--------------	--------------	--------------

Please see page 51 for Endnotes.

**SPECIFICATIONS AND EQUIPMENT**

CL 550

CL 600

CL 63 AMG

46 | 47

**CHASSIS**

Suspension configuration	Front: 4-link suspension, antilift control, gas-pressurized shock absorbers and stabilizer bar. (AMG-calibrated 4-wheel multilink suspension on CL 63 AMG.) Rear: Multilink independent suspension, antisquat and antidive system.		
Active Body Control (ABC)	Standard.	Standard.	Standard AMG-calibrated.
Steering	Rack-and-pinion with vehicle-speed-sensitive power assist. Turning circle: 38.2 ft curb-to-curb.		

**WHEELS/TIRES**

Wheels	18" 9-spoke, 8.5x18 front—9.5x18 rear, staggered-width.¹	18" 5-spoke, 8.5x18 front—9.5x18 rear, staggered-width.¹	20" AMG 5-spoke, 8.5x20 front—9.5x20 rear, staggered-width.¹
Tires	255/45 R18 front—275/45 R18 rear, high-performance.¹	255/45 R18 front—275/45 R18 rear, high-performance.¹	255/35 R20 front—275/35 R20 rear, high-performance.¹

**BRAKES**

Brake system	Dual-circuit power-assist 4-wheel disc.	Dual-circuit power-assist 4-wheel disc.	AMG-enhanced dual-circuit power-assist 4-wheel disc.
Brake discs—calipers, front Brake discs—calipers, rear	13.2" perforated and ventilated—cast-iron 4-piston fixed. 11.8" ventilated—cast-iron single-piston floating.	13.8" perforated and ventilated—cast-iron 4-piston fixed. 12.6" ventilated—cast-iron single-piston floating.	15.4" perforated and ventilated—AMG dual sliding. 14.4" perforated and ventilated—AMG dual sliding.
Antilock Braking System (ABS) and Brake Assist (BAS)	Standard.	Standard.	Standard.

CL 550

CL 600

CL 63 AMG

**EXTERIOR DIMENSIONS**

Wheelbase	116.3 in	116.3 in	116.3 in
Overall length	199.4 in	199.4 in	200.2 in
Overall height	55.8 in	55.8 in	55.8 in
Overall width	73.7 in	73.7 in	73.7 in
Curb weight	4,485 lbs	4,895 lbs	4,597 lbs

CL 550

CL 600

CL 63 AMG

**INTERIOR DIMENSIONS**

Front headroom	36.9 in	36.9 in	36.9 in
Front legroom	42.2 in	42.2 in	42.2 in
Rear headroom	36.4 in	36.4 in	36.4 in
Rear legroom	32.2 in	32.2 in	32.2 in
Cargo capacity <sup>39</sup>	13.5 cu ft	13.5 cu ft	13.5 cu ft

Please see page 51 for Endnotes.

**EXTERIOR**

●	●	●	Power tilt/sliding tinted-glass sunroof with one-touch express-open/close and memory.
●	●	●	Electrically heated rear window with auto-shutoff based on time, driving speed and outside temperature.
●	●	●	Laminated infrared-reflecting glass helps reduce radiant heat, UV rays and noise penetration.
●	●	●	Dual aero-blade windshield wipers. Heated washer system.
●	●	●	Rain-sensing variable intermittent wipers measure rainfall on windshield and adjust wiper speed and frequency accordingly.
●	●	●	Dual heated power mirrors linked to driver's seat memory. Auto-dimming rearview and left-side mirrors.
●	●	●	Programmable power fold-in side mirrors retract when car is locked and fold out when front door is opened.
●	●	●	Variable Doorstop holds the door open at virtually any point.
-	-	●	AMG sport exhaust with dual chrome twin tailpipes.
●	●	●	Bi-Xenon High-Intensity Discharge (HID) low-/high-beam headlamps with automatic level control and heated headlamp washers.
●	●	●	Halogen front foglamps. Rear foglamp in left taillamp.
●	●	●	Selectable light-sensing headlamps.
○ <sup>40</sup>	-	●	AMG bodystyling and wheels.

**INTERIOR**

●	●	●	COMAND controller provides easy and convenient operation of the vehicle's systems.
●	●	●	Multifunction steering wheel provides convenient additional controls for basic audio, Voice Control and phone functions, as well as operation of the multifunction display.
●	●	-	Shift buttons behind steering wheel.
-	-	●	AMG shift paddles.
●	●	●	Built-in keypad located beneath handrest for easy access to Hands-Free Communication System and radio presets.
●	●	●	Adjustable fiber-optic ambient lighting under the door and dashboard.
●	●	●	Electronic Trunk Closer.
●	●	●	Electronic parking brake disengages when the vehicle is put into gear and the gas is applied.
●	●	●	Power rear-window sunshade with one-touch express-up/down.

**INTERIOR (continued)**

●	●	●	Auto-dimming rearview mirror.
●	●	●	4-way (tilt/telescoping) power-adjustable steering column linked to driver's seat memory.
●	●	●	Programmable easy-exit feature moves driver's seat back and/or raises steering column.
●	●	●	Illuminated vanity mirrors.

**SEATING**

●	●	●	14-way power-adjustable front seats, each with 3-position memory. Driver's seat memory includes steering column and outside mirror positions.
○ <sup>40</sup>	●	●	Drive-Dynamic multicontour front seats, each with 4-level massage.
●	●	●	3-level heated front seats.
○ <sup>40</sup>	●	●	Heated and Active Ventilated front seats.
●	-	-	Driver and front passenger power-adjustable lumbar support.
●	-	-	Premium Leather upholstery and trim.
-	●	-	Exclusive Leather upholstery and trim. Alcantara headliner.
-	-	●	AMG Premium Leather upholstery and trim. Alcantara headliner.
●	●	●	Hand-polished Burl Walnut wood trim.
●	●	-	Wood/leather steering wheel.
-	-	●	AMG leather sport steering wheel with shift paddles.
-	●	-	Wood-trimmed telephone keypad cover with handrest.

**CLIMATE CONTROL**

●	●	●	Dual-zone climate control with individual driver and front passenger control of temperature, speed and airflow distribution via hard keys (airflow and temperature only) or the COMAND system.
●	●	●	Electrostatic dust and pollen filter.
●	●	●	Sun sensor helps compensate for the effects of direct sunlight on the occupants.
●	●	●	Humidity/dewpoint sensor reduces window fogging during humid weather and helps prevent overdrying of cooled air.
●	●	●	Tunnel mode offers one-touch closing (and reopening) of all windows, the sunroof and cabin air intake via the air-recirculation button.
●	●	●	Seat-belt usage sensors allow climate control to focus on occupied seating positions.

**AUDIO/NAVIGATION/TELEMATICS**

●	●	●	Cockpit Management and Data (COMAND) system.
●	●	●	harman/kardon® LOGIC7® digital surround-sound system, boasting 600 watts, 11 speakers, a 5.1-channel amplifier and Digital Dynamic Volume Control.
●	●	●	20-gigabyte hard-drive-based in-dash next generation Navigation System uses Global Positioning System (GPS) satellites to determine the current location of your car. <sup>19</sup>
●	●	●	Integrated single-feed 6-disc changer.
●	●	●	PCMCIA slot allows you to transfer digital audio files from your PC onto a memory card and play them through the COMAND system.
●	●	●	Hands-Free Communication System with Voice Control.
●	●	●	Tele Aid System uses GPS satellites plus a cellular link to provide 24-hour live assistance for: emergency aid (SOS button), roadside assistance (Wrench button) or information (i-button). • Basic Tele Aid Security & Care service includes Automatic Collision Notification, Stolen Vehicle Tracking, Remote Door Unlock service and Dealer Connect. <sup>29</sup>

**INSTRUMENTATION**

●	●	-	Digital display of speedometer, odometer and Touch Shift gear/ mode selection. Electronic analog tachometer and fuel gauge.
-	-	●	AMG gauges with AMG RACETIMER® in digital display.
●	●	●	Multifunction display in instrument cluster, scrolled via steering-wheel controls to operate and display various menus and vehicle features: • Trip meter and outside temperature indicator. • Digital speedometer, Maintenance System (see below) and oil-level check. • Radio station, 6-disc changer, iPod® playlist/track (with optional iPod Integration Kit) and SIRIUS Satellite Radio. • Hard-drive-based Navigation System route guidance. • Vehicle reminder and message indicator. • Driver-programmable settings for instruments and lighting, vehicle and convenience features. • Trip computer (elapsed time, fuel consumption and distance to empty). • Distronic Plus Adaptive Cruise Control settings. <sup>41</sup>
●	●	●	Mercedes-Benz Maintenance System Plus displays distance remaining to next basic maintenance service, indicates type of service due and provides automatic reminder when service interval draws near. System also monitors brake-pad wear.
●	●	●	Onboard tire pressure monitoring system allows driver to check the inflation pressure of all four mounted tires.

**LOCKING/SECURITY**

●	●	●	SmartKey remote control integrates: Remote Door Lock/Unlock buttons, trunk opener, removable valet key and panic alarm. Driver may selectively unlock only the driver's door and fuel filler or all doors plus the trunk and fuel filler.
●	●	●	SmartKey offers infrared-remote opening/closing of windows and sunroof and can remotely turn on Active Ventilated front seats. <sup>41</sup>
●	●	●	Driver-programmable drive-away locking automatically locks the doors when the car reaches 9 mph.
●	●	●	Night security illumination uses the car's exterior lights to help illuminate a path after parking.
●	●	●	Locator lighting uses the car's lights to help illuminate a return path when the car is remote-unlocked in darkness. Unlocking car activates illuminated entry system.
●	●	●	Anti-Theft Client Alarm Notification with remote panic feature.
●	●	●	Emergency trunk release, located inside trunk and illuminated for 60 minutes after trunk is closed.
●	●	●	Integrated 3-button garage door control, compatible with HomeLink® components and some other systems.
●	●	●	Tele Aid GPS-based Stolen Vehicle Recovery helps law enforcement agencies track and recover stolen vehicle. <sup>29</sup>
●	●	●	Tele Aid Remote Door Unlock. <sup>29</sup>
●	●	●	Tele Aid Automatic Alarm Notification alerts Mercedes-Benz to contact vehicle owner if anti-theft alarm sounds. <sup>29</sup>

**RESTRAINT SYSTEMS**

●	●	●	<b>Integrated Restraint System:</b> • Driver and front passenger are each provided with a dual-stage front air bag (adaptive for the front passenger), a side-impact air bag, a driver-side knee bag and a 3-point seat belt with an Emergency Tensioning Device (ETD) and adaptive belt force limiter. <sup>3</sup> • 2nd-row passengers are each provided with a 3-point seat belt with an ETD, belt force limiter and side-impact air bag. <sup>4</sup>
●	●	●	<b>Window Curtain Air Bags:</b> • In a side impact exceeding a preset deployment threshold, a multichamber air bag deploys along the front and rear side-door windows on the affected side of the vehicle. <sup>5</sup> • An integrated rollover sensor automatically deploys the ETDs and, if deemed necessary, the Window Curtain Air Bags in the event of a detected rollover. <sup>3</sup>
●	●	●	Dual-stage front air bags (adaptive for the front passenger) are deployed in response to frontal impact severity exceeding a preset deployment threshold. <sup>5</sup>

Please see page 51 for Endnotes.

● Standard. ○ Optional or included with a package. - Not available. Please see page 51 for Endnotes.

**RESTRAINT SYSTEMS (continued)**

●	●	●	PRE-SAFE® helps prepare occupants for a possible collision before it occurs. If PRE-SAFE senses a possible accident based on brake pedal application pattern, steering-wheel input pattern or Electronic Stability Program activation level, it will take action to help protect you better depending on the situation, including:
●	●	●	<ul style="list-style-type: none"> <li>Adjusting the front passenger seat for potentially more favorable air-bag effectiveness.</li> <li>Inflating outboard side bolsters and seat cushions of front seats on vehicles equipped with multicontour seats.</li> <li>Closing the side windows and sunroof<sup>7</sup> (if a possible rollover is detected).</li> </ul>
●	●	●	<b>Occupant Classification System (OCS):</b> <ul style="list-style-type: none"> <li>OCS automatically adjusts the inflation rate of the front passenger's front air bag based on the weight category determined by weight sensor readings from the front passenger seat.<sup>42</sup></li> </ul>
●	●	●	Emergency Tensioning Devices (ETDs) are deployed in a front or rear impact exceeding a preset threshold of severity, or certain rollovers. A front ETD will not deploy if seat belt is unfastened.
●	●	●	Tele Aid Automatic Collision Notification engages the SOS function if an air bag or ETD deploys. <sup>29</sup>
●	●	●	Universal LATCH (Lower Anchors and Tethers for Children) system at 2nd-row seating positions. Selectable passenger seat-belt retractors help secure child seats. <sup>8</sup>
●	●	●	Front Head Restraints are adjustable for height and fore-aft.
●	●	●	Two rear-seat head restraints, manually adjustable fore-aft. Both head restraints can also be remotely retracted by the driver for improved rearward vision when the rear seats are unoccupied.

**INDIVIDUAL OPTIONS**

○	●	○	DISTRONIC PLUS Adaptive Cruise Control.
○	●	-	Heated steering wheel (standard with <i>designo</i> editions and available with wood/leather steering wheel).
○	○	○	iPod® Integration Kit.
○	-	-	18" 9-spoke light-alloy wheels (no-cost option on CL 550; not available with AMG Sport Package). <sup>1</sup>
○	-	-	18" 5-spoke chrome light-alloy wheels (not available with AMG Sport Package). <sup>1</sup>
○	○	-	19" 9-twin-spoke light-alloy wheels (not available with AMG Sport Package). <sup>1</sup>

**OPTION PACKAGES**

○	●	●	<b>Premium 1 Package:</b> <ul style="list-style-type: none"> <li>Heated and Active Ventilated front seats.</li> <li>Keyless Go.</li> </ul>
○	●	○	<b>Premium 2 Package:</b> <ul style="list-style-type: none"> <li>Includes contents of Premium 1 Package plus:</li> <li>Rear View Monitor.</li> <li>Drive-Dynamic multicontour front seats (standard CL63 AMG).</li> <li>Night View Assist.</li> </ul>
○	-	-	<b>AMG Sport Package:</b> <ul style="list-style-type: none"> <li>AMG bodystyling.</li> <li>19" AMG 5-spoke light-alloy wheels.<sup>1</sup></li> <li>Wood/leather steering wheel with shift buttons.</li> </ul>
-	-	○	<b>AMG Performance Package:</b> <ul style="list-style-type: none"> <li>186-mph top track speed.<sup>43</sup></li> <li>20" AMG double-spoke forged aluminum wheels.<sup>1</sup></li> <li>AMG leather steering wheel with shift paddles.</li> <li>Choice of Black Piano Lacquer wood, Burl Walnut wood or Carbon Fiber trim.</li> </ul>

**CL-CLASS *designo* PACKAGES**

○	○	○	<b>Graphite Edition:</b> <ul style="list-style-type: none"> <li><i>designo</i> Graphite metallic paint.</li> <li>Exclusive interior treatment in <i>designo</i> Cortecchia Nappa leather and Matte Oak wood trim.</li> <li>Wood trim on steering wheel.<sup>14</sup></li> <li>Alcantara headliner.</li> </ul>
○	○	○	<b>Espresso Edition:</b> <ul style="list-style-type: none"> <li><i>designo</i> Mocha Black metallic paint.</li> <li>Exclusive interior treatment in <i>designo</i> Sand Nappa leather and Natural Maple wood trim.</li> <li>Wood trim on steering wheel.<sup>14</sup></li> <li>Alcantara headliner.</li> </ul>
-	○	○	<b>Mystic White Edition:</b> <ul style="list-style-type: none"> <li><i>designo</i> Mystic White metallic paint.</li> <li>Exclusive interior treatment in <i>designo</i> Porcelain Nappa leather and Black Piano Lacquer wood trim.</li> <li>Wood trim on steering wheel.<sup>14</sup></li> <li>Alcantara headliner.</li> </ul>

**ENDNOTES**

- Lower aspect ratio tires and accompanying wheels provide substantially increased treadwear, increased tire noise and reduced ride comfort. Serious wheel and tire damage may occur if the vehicle is operated on rough or damaged road surfaces or upon encountering road debris or obstacles. These tires are not designed for use on snow and ice. Winter tires mounted on appropriately sized and approved wheels are recommended for driving in those conditions.
- Stated rates of acceleration are based upon manufacturer's track results and may vary depending on model, environmental and road surface conditions, driving style, elevation and vehicle load.
- SIRIUS® and the SIRIUS dog logo are registered trademarks of SIRIUS Satellite Radio Inc. All Rights Reserved. For full Terms & Conditions, visit sirius.com. Pricing and programming are subject to change. Not available in Alaska, Hawaii or Puerto Rico. While the SIRIUS network of satellites and terrestrial antennae provides nearly seamless service throughout the contiguous U.S., SIRIUS service may be unavailable or interrupted for a variety of reasons, including environmental or topographic conditions; in certain locations such as tunnels, parking garages, or within or next to large buildings; or near other technologies that can interfere with the SIRIUS signal. Six-month service subscription included with purchase.
- Night View Assist does not replace the use of headlamps and should not be used as the primary visual source for the driver.
- DISTRONIC PLUS Adaptive Cruise Control is no substitute for active driving involvement. It does not react to stationary objects, nor recognize or predict the curvature and lane layout of the road or the movement of vehicles ahead, and can only apply a maximum of 40% of vehicle braking power. It is the driver's responsibility at all times to be attentive to traffic and road conditions, and to provide the steering, braking and other driving inputs necessary to retain control of the vehicle.
- Only for timing use on roads and in conditions where high-speed driving is permitted. Racing on public roads is prohibited under all circumstances and posted speed limits should always be obeyed.
- A small gap is left near the full-close position. For vehicles with Panorama Roof, PRE-SAFE® will not automatically close the roof in the event of an impending accident.
- WARNING: THE FORCES OF A DEPLOYING AIR BAG CAN CAUSE SERIOUS OR FATAL INJURIES TO A CHILD UNDER AGE 13. THE SAFEST SEATING POSITION FOR YOUR CHILD IS IN THE REAR SEAT, BELTED INTO AN APPROPRIATE, PROPERLY INSTALLED CHILD SEAT, OR CORRECTLY WEARING A SEAT BELT IF TOO LARGE FOR A CHILD SEAT. SEE OPERATOR'S MANUAL FOR ADDITIONAL WARNINGS AND INFORMATION ON AIR BAGS, SEAT BELTS AND CHILD SEATS.
- Front-seat belt force limiters are adaptive.
- No system, regardless of how advanced, can overcome the laws of physics or correct careless driving. Please always wear your seat belt. Performance is limited by available traction, which snow, ice and other conditions can affect. Always drive carefully, consistent with conditions. Best performance in snow is obtained with winter tires.
- The driver can override the PRE-SAFE Brake intervention at any time by stepping on the accelerator pedal.
- Braking effectiveness also depends on proper brake system maintenance, and tire and road conditions.
- CL 63 AMG uses an AMG-calibrated 4-wheel multi-link suspension.
- Wood/leather steering wheel and heated steering wheel not available CL 63 AMG.
- Standard CL 550 and CL 63 AMG. Optional CL 600.
- Optional all models.
- Optional CL 600. Not available CL 550 and CL 63 AMG.
- Premium Leather upholstery standard CL 550 and not available CL 600 and CL 63 AMG. Exclusive Leather upholstery standard CL 600 and not available CL 550 and CL 63 AMG. AMG Premium Leather upholstery standard CL 63 AMG and not available CL 550 and CL 600.
- While the Navigation System provides directional assistance, the driver must remain focused on safe driving behavior, including paying attention to traffic and street signs. The driver should utilize the system's audio cues while driving and should only consult the map or visual displays once the vehicle has been stopped in a safe place. Maps do not cover all areas nor all routes within an area.
- Certain Mercedes-Benz-approved phones support voice interactivity, but not the phone book download feature, with Bluetooth® technology. See dealer for details.
- Interface and phone sold separately. See dealer for a list of approved compatible phones.
- Always plug the phone into the cradle for use inside the vehicle or use the Bluetooth interface. Otherwise operating a non-approved phone or radio transmitter with its own attached or built-in antenna while the engine is running can interfere with the vehicle's electronic systems. For safety reasons, the driver should not use a mobile phone while the vehicle is in motion. We encourage the driver to stop the vehicle in a safe location before answering or placing a call. See your Mercedes-Benz dealer or visit www.Wireless4MB.com for current handset availability. Not all approved phones support all system features. See dealer for details.
- BLUETOOTH INTERFACE DOES NOT PROVIDE PHONE CHARGING OR EXTERNAL ANTENNA. PHONE BOOK DOWNLOAD AND VOICE INTERACTIVITY FEATURES ARE DEPENDENT ON SELECTED HANDSET. VISIT WWW.WIRELESS4MB.COM FOR DETAILS.
- Please see your dealer for accessory warranty information.
- iPod® is a registered trademark of Apple Computer, Inc. All iPod devices are sold separately. Feature not compatible with iPod Shuffle. See dealer for details.
- SIRIUS® and the SIRIUS dog logo are registered trademarks of SIRIUS Satellite Radio Inc. NFL® is a registered trademark of the National Football League. NASCAR® is a registered trademark of the National Association for Stock Car Auto Racing, Inc. NHL® is a registered trademark of the National Hockey League. NBA® is a registered trademark of NBA Properties, Inc. All Rights Reserved. For full Terms & Conditions, visit sirius.com. Pricing and programming are subject to change. Not available in Alaska, Hawaii or Puerto Rico. While the SIRIUS network of satellites and terrestrial antennae provides nearly seamless service throughout the contiguous U.S., SIRIUS service may be unavailable or interrupted for a variety of reasons, including environmental or topographic conditions; in certain locations such as tunnels, parking garages, or within or next to large buildings; or near other technologies that can interfere with the SIRIUS signal. Six-month service subscription included with purchase.
- Drivers are cautioned not to wait for the DISTRONIC Proximity Warning System before braking, as that may not afford sufficient time and distance to brake safely.
- Rear View Monitor does not audibly notify driver of objects outside the system's field of vision, which includes nearby objects, and is not a substitute for actively checking around the vehicle for any obstacles.
- Tele Aid equipment is standard on all CL-Class models. First year's Tele Aid Security & Care service provided at no additional cost with subscription. Subscription and acquaintance call required for service to be active. Service operates only where cellular and GPS coverage are available and requires adequate power supply. Owner must authorize vehicle tracking by providing passcode and a valid stolen vehicle police report number. PIN code required to activate Remote Door Unlock. See dealer for details of telematics services.
- Concierge Service available only with Tele Aid Luxury & Convenience Package. Traffic Information and Route Assistance use is included as part of the Tele Aid Luxury & Convenience Package and is available at an additional per-use charge when used with the Tele Aid Security & Care service. See dealer for details.
- Performance of the automated voice system varies depending on the noise level in and around the vehicle. Traffic Information is based on available broadcast data, not available in all areas and only provided for routes that have been personalized on the Tele Aid website (up to five routes) or are within a specified radius of your vehicle's present location. See Tele Aid section of MBUSA.com for available cities.
- Vehicle must be accessible from main roads. Roadside Assistance repairs may involve charges for parts, service and towing. Depending on the circumstances, these services may be provided by an outside service, courtesy of Mercedes-Benz Roadside Assistance. For full details of the Roadside Assistance Program, please see your dealer.
- Please see your dealer for warranty details as well as for terms, conditions and pricing for extended warranty options. Surcharges for extended warranties apply after the first year.
- Whichever comes first. Requires use of 229.5-spec oil and high-performance fleece oil filter. Driver is responsible for monitoring fluid levels and tire pressure between service visits. See Maintenance Booklet for details.
- On models with different-sized front and rear tires, which cannot be rotated, dealer will inspect tires and set inflation pressure. Follow tire manufacturer's recommendations.
- For full details of Sign and Drive service, as well as the Roadside Assistance Program, please see your dealer.
- Certain restrictions may apply. Terms, conditions and dealer participation may vary.
- European Delivery discount available on select models. Please see your dealer for details.
- Unsecured cargo can become hazardous in a collision. Always secure cargo using floor-mounted tie-downs.
- Optional or part of an Option Package. See optional equipment listing on page 50.
- When equipped with this feature.
- OCCUPANT CLASSIFICATION SYSTEM (OCS) IS DESIGNED TO TURN THE FRONT PASSENGER'S FRONT AIR BAG OFF WHEN THE SYSTEM SENSES THE WEIGHT OF A TYPICAL CHILD 12 MONTHS OLD OR LESS PLUS THE WEIGHT OF A STANDARD APPROPRIATE CHILD RESTRAINT. SEE OPERATOR'S MANUAL FOR IMPORTANT ADDITIONAL INFORMATION ON THIS SYSTEM AND FOR FURTHER INFORMATION REGARDING THE TRANSPORTATION OF CHILDREN HEAVIER THAN A TYPICAL 12-MONTH-OLD.
- Please obey all speed laws.

● Standard. ○ Optional or included with a package. - Not available. Please see page 51 for Endnotes.