



2009 CL-Class

Mercedes-Benz



CL 550 4MATIC shown in Iridium Silver metallic paint.

All we've learned.
All we've mastered.
All an automobile can be.

The 2009 CL-Class. Created in limited numbers, with unlimited potential, these awesome coupes possess over a hundred years of automotive firsts, timeless style and unmatched performance. Then again, consider the source. The top-of-the-line Mercedes-Benz coupe has always been a singular vehicle. This year, the special becomes even more so with advances like 4MATIC all-wheel drive and available Parking Guidance and Blind Spot Assist.

The CL-Class. Nothing less than all a Mercedes-Benz can be.

CL 550 4MATIC shown at right in Iridium Silver metallic paint with optional AMG Sport and Premium 1 Packages.





CL550 4MATIC shown in Iridium Silver metallic paint with optional AMG Sport and Premium 1 Packages.

Car companies
make cars.
We make history.

The world's first automobile. The supercharged engine, diesel passenger car and fuel injection. The crumple zone, multilink rear suspension and pop-up roll bar – all were created by Mercedes-Benz. Yet while these and other Mercedes-Benz firsts read like a history of the automobile, just as important are recent innovations – advances like PRE-SAFE® and BlueTEC, the world's cleanest diesel engine – that point to its future.



Mercedes-Benz Firsts

- 1886 The first car
- 1911 The multivalve engine
- 1921 The supercharged engine
- 1931 Independent suspension
- 1936 The first diesel passenger car
- 1951 The crumple zone
- 1954 Fuel injection
- 1971 A patent for the air bag
- 1982 Multilink rear suspension
- 1983 Seat-belt Emergency Tensioning Device
- 1989 The pop-up roll bar
- 1990 4-wheel Electronic Traction System
- 1995 Electronic Stability Program (ESP®)
- 1996 Panorama Sunroof
- 1997 Low-emission SUV
- 1997 Brake Assist
- 1997 BabySmart™ system
- 1997 SmartKey
- 1997 Touch Shift
- 1998 Window Curtain Air Bags
- 1998 10-way air-bag protection
- 1999 Active Body Control
- 1999 AIRMATIC Semi-Active Suspension
- 2000 DISTRONIC Adaptive Cruise Control
- 2001 KEYLESS-GO
- 2002 Drive-Dynamic multicontour front seats
- 2002 PRE-SAFE
- 2002 Bi-turbo 5.5-liter V-12 engine
- 2002 Automatic brake drying
- 2002 Predictive Brake Priming
- 2003 7-speed automatic transmission
- 2004 High-output, high-efficiency V-6 engine
- 2006 BlueTEC
- 2006 Night View Assist
- 2007 AGILITY CONTROL suspension



Suspension

The CL-Class boasts a multilink suspension.¹ The CL 600 and CL 63 AMG are also equipped with Active Body Control, integrated sensors and hydraulics designed to eliminate bodyroll.

4MATIC

For optimum control, even on slippery roads, the CL 550's all-wheel-drive system ensures that power goes to the wheel or wheels with grip.²

CL 600 shown at right in Barolo Red metallic paint.
Please see page 49 for Endnotes.



Some of the most powerful engines in the world demand a suspension equally as dynamic. In the CL-Class, that superior handling begins with innovations like the CL 600's Active Body Control. Unique to Mercedes-Benz, it virtually eliminates bodyroll, pitch and dive during high-performance maneuvers, keeping both car and driver poised and ready. Also worthy of note is the CL 550's standard 4MATIC all-wheel drive with 4-wheel Electronic Traction System. It continually monitors each tire's grip, distributing power accordingly. In all, the CL Coupe's incredibly innovative team of handling technologies delivers pleasure and confidence that know no bounds.

Limited only in the number we make.

CL 550 4MATIC shown at left in Iridium Silver metallic paint with optional DISTRONIC PLUS Adaptive Cruise Control. Please see page 49 for Endnotes.

A lust for power
meets a thirst
for innovation.

The CL 550 4MATIC's 5.5-liter V-8 powerplant is a potent combination of aluminum and innovation. It unleashes 391 lb-ft of torque and an acceleration rate on par with sports cars, while the CL 600's bi-turbo V-12 embarrasses said sports cars with a 0-to-60 time of 4.5 seconds.³ And for those who want more of, well, more, there is the CL-Class AMG: the thunderous 518-horsepower CL 63. Add to all this power the fact that every CL-Class engine is paired with a driver-adaptive 7-speed automatic transmission that actually learns your driving style, and you begin to see how the CL Coupes will slake just about any thirst for power.

CL 550

ENGINE
5,461-cc DOHC 32-valve V-8

NET POWER
382 hp @ 6,000 rpm

NET TORQUE
391 lb-ft @ 2,800-4,800 rpm

ACCELERATION
0-60 mph in 5.4 seconds³


CL 600

ENGINE
5,513-cc bi-turbo 5.5-liter SOHC 36-valve V-12

NET POWER
510 hp @ 5,000 rpm

NET TORQUE
612 lb-ft @ 1,800-3,500 rpm

ACCELERATION
0-60 mph in 4.5 seconds³



CL 63 AMG

ENGINE
6,208-cc AMG-built DOHC 32-valve V-8

NET POWER
518 hp @ 6,800 rpm

NET TORQUE
465 lb-ft @ 5,200 rpm

ACCELERATION
0-60 mph in 4.5 seconds³



A century of looking
into the future.
A vehicle that
can do the same.



Innovation is what keeps Mercedes-Benz in the lead—especially when it comes to safety. And breakthroughs like PRE-SAFE® are examples of why that lead is quite so large. Should PRE-SAFE sense a potential collision, it begins, automatically, to prepare—moving the front passenger’s seat to a more favorable position for air-bag deployment and even closing the windows and sunroof, should that be necessary.⁴ Blind Spot Assist and Night View Assist are two other available “visionary” CL-Class safety features. The first gives both visual and audio warnings if a vehicle is in your blind spot. The second uses infrared technology to peer up to 500 feet into the dark. Peering ahead being the foundation of our dedication to safety.

Please see page 49 for Endnotes.

Infrared-based technology casts beams up to 500 feet ahead to display objects, from deer to debris, on a black-and-white screen in the instrument cluster.⁵

Night View Assist

Radar sensors monitor your blind spot and alert you with a visual cue any time a vehicle enters it—and an audio warning if you begin to move into it.

Blind Spot Assist

Far brighter than halogen headlamps, these also turn along with the steering wheel, illuminating curves, corners and turns.

Bi-Xenon headlamps

Yes, people
will stare.

Sitting still or passing in a blur, the CL-Class captures awards, accolades and the eye. It begins with the striking look of the new 7-split-spoke wheels.⁹ Equally arresting is the uninterrupted sweep of its signature pillarless roofline, as well as the muscular stance of its flared wheel wells and dual chrome exhaust pipes. Choose the AMG Sport Package, featuring curvaceous bodystyling and 19" AMG 5-spoke light-alloy wheels,⁸ to create an even more fearsome look. In short, the CL is that rare automotive design in which elegance and grace hint at the explosive power lying just beneath the beautiful surface.



CL550 4MATIC shown at right in Flint Grey metallic paint with optional AMG Sport Package.



Details? Or decadence?

Admittedly, the cabin of the CL-Class has been crafted to such a degree, it can be difficult to tell the difference. Rich leather seats boast strategically placed perforations that circulate air. An available massage function has four different settings, while available pneumatic side bolsters help counteract G-forces during cornering. The cabin is swathed in Burl Walnut, Black Ash or Poplar wood trim. Dual-zone climate control takes into account both individual desires and the sun's intensity.

The CL-Class. Take comfort in over a century of craftsmanship.

CL 550 4MATIC shown with Cognac Brown/Black Premium Leather interior.



How quickly the neat becomes the necessary.

No one needs 600 watts of harman/kardon LOGIC7® digital surround sound, over 130 channels of SIRIUS® Satellite Radio⁷ or an available iPod® Integration Kit – until, of course, you experience them. Then suddenly, innovations like voice-activated navigation, as well as optional wonders like a Rear View Camera, become hard to do without. And what about Parking Guidance? This available system judges whether a parking space is big enough for the CL-Class and provides visual guides if the space is appropriate. Just once, and you're happily hooked. Which, come to think of it, is a good way to sum up the 2009 CL-Class.

KEYLESS-GO For ease and convenience, this feature allows you to turn on the engine, as well as open the doors and windows, without a traditional key.

Infrared-reflecting glass Helps keep the cabin cool on warm days by reflecting 80% of infrared light and by reducing ultraviolet radiation to 1%.

Variable Doorstop Holds your door open at virtually any point in its swing range. Especially helpful in tight spots or on hills.

Parking Guidance This radar-based advance helps you determine whether your vehicle can fit into a parallel-parking space, then helps guide you in.

Please see page 49 for Endnotes.



CL 550 4MATIC shown with Cognac Brown/Black Premium Leather interior.

| CL 550 4MATIC

At a standstill, the sweeping, pillarless design, aggressive stance and newly designed 18" wheels⁶ speak of tremendous potential. Potential immediately realized by the 382-horsepower, 5.5-liter V-8. Paired with a 7-speed adaptive transmission, the CL 550 reaches 60 mph in 5.4 seconds.³ Coupled with our AIRMATIC Semi-Active Suspension and 4MATIC all-wheel drive, this top-of-the-line coupe turns explosive power into absolute confidence. Confidence furthered through numerous innovations—PRE-SAFE,[®] for instance—and luxuries like available massaging Drive-Dynamic multicontour front seats and hand-polished Burl Walnut or Black Ash wood trim.

5.5-liter V-8 engine
Heated and Active Ventilated Seats
Programmable power fold-in side mirrors
Electronic Trunk Closer
Adjustable fiber-optic ambient lighting

CL 550 4MATIC shown in Iridium Silver metallic paint
with optional DISTRONIC PLUS Adaptive Cruise Control.

Please see page 49 for Endnotes.





| CL 600

Under the sculpted hood, a 510-horsepower, bi-turbo V-12 coupled with a driver-adaptive transmission finds 60 mph in a supercar-quick 4.5 seconds.³ Under the car, Active Body Control helps keep this tremendous power in check. Inside, Exclusive Leather and hand-polished Burl Walnut, Black Ash or Poplar wood trim are just the beginning of the luxuries. There are also seats that warm, ventilate and massage. And, of course, there are safety innovations—PRE-SAFE® and Night View Assist, to name but a few. The CL 600. A melding of performance, luxury and innovation as rare as it is powerful.

Bi-turbo 5.5-liter V-12 engine
DISTRONIC PLUS Adaptive Cruise Control
Parking Guidance
Blind Spot Assist
Exclusive Leather upholstery and Alcantara headliner

CL 600 shown in Black paint.
Please see page 49 for Endnotes.

Just because.
CL 63 AMG

Drivetrain

Engine AMG-built DOHC 32-valve V-8
Power 518 hp @ 6,800 rpm
Torque 465 lb-ft @ 5,200 rpm
Displacement 6,208-cc
Compression 11.3:1
Transmission 7-speed automatic with
AMG SPEEDSHIFT.[®]
Acceleration 0-60 mph in 4.5 seconds³

Chassis

Suspension AMG-enhanced Active Body Control.
Wheels 20" AMG 5-spoke, 8.5x20/
9.5x20 staggered.⁴
Brakes 15.4" front - 14.4" rear, compound
perforated/ventilated discs.



Already legendary, the AMG version of the CL-Class Coupe is our finest hour—measured in 4.5-second³ increments. The 518-horsepower engine has been proven on the world's racetracks. With the AMG Performance Package, it can reach a top speed of 186 mph,⁵ making it one of the fastest 4-seaters in the world. Yet the CL 63 AMG is a supercar in another way: it can be driven every day. Trusted and relied upon like the Mercedes-Benz values that are at its core. And racing-bred interior appointments, from the shift-paddle-equipped steering wheel to the AMG RACETIMER,⁶ ensure that driving it is always a joy.

CL 63 AMG shown in Iridium Silver metallic paint with optional AMG Performance Package.
Please see page 49 for Endnotes.



5.5-liter V-8 engine

One of our most advanced engines generates 382 horsepower and 391 lb-ft of torque, with an amazing 75% of peak torque available at just 1,000 rpm. To help reduce engine weight and increase durability, the engine block is made of cast aluminum with a solid bedplate, an ideal construction for performance. Indeed, the engine's smooth, immediate power delivery whisks the CL 550 4MATIC from 0 to 60 mph in 5.4 seconds.³

Bi-turbo V-12 engine

The CL 600 racks up high numbers—510 horsepower and an astonishing 612 lb-ft of peak torque between 1,800–3,500 rpm—because its powerplant endows brawn with brilliance. The staggering low-end torque stems from two compact turbochargers which, with an optimized turbine, also nearly eliminate “turbo lag.” And two liquid-to-air intercoolers yield a charge for more powerful combustion—and for more powerful performance. How much more? Try a 0-to-60 time of 4.5 exhilarating seconds.³

AMG 6.3-liter V-8 engine

The most powerful naturally aspirated V-8 in our lineup has been mated to a 7-speed automatic transmission with AMG SPEEDSHIFT™ for ready access to that enormous strength. Feel a rush of euphoria as the engine develops a massive 518 horsepower and 465 lb-ft of torque to propel the CL 63 AMG from 0 to 60 in just 4.5 seconds.³ And like all AMG engines, each is hand-built and signed by a single master technician.



7-speed automatic transmission


The Mercedes-Benz CL 550 4MATIC is the only vehicle in its class to have a 7-speed automatic transmission as standard equipment. A wide range of closely spaced gears delivers the ideal gear ratio for virtually every driving condition, which means smoother cruising and immediate response for acceleration and passing, and even improved fuel efficiency on the highway. With the 7-speed automatic with AMG SPEEDSHIFT in the CL 63 AMG, you can change gears rapidly using AMG aluminum shift paddles on the steering wheel and select your choice of three driving modes (S for Sport, C for Comfort and M for Manual).

5-speed automatic transmission

The CL 600's 5-speed automatic was designed to handle the massive torque generated by the engine. This gearbox is actually driver-adaptive: it learns how you like to drive and adjusts its shift points accordingly.

Touch Shift

All CL-Class models feature standard Touch Shift, which allows you to select gears by using the shift paddles on the back of the steering wheel.



Power

Multilink suspension

The CL-Class uses a 4-wheel multilink suspension¹ for exceptional poise and control, even under severe braking. The rear multilink design – a Mercedes-Benz innovation – controls rear-wheel movement with outstanding precision. For more dynamic handling, the front axle assembly, front suspension and steering gear are all preassembled along with the engine and transmission on an extraordinarily rigid steel subframe. The use of lightweight/high-strength aluminum suspension components helps reduce unsprung weight and improve handling.



Agility

Active Body Control (ABC) ● –

Arguably the most advanced suspension system in production, ABC provides an excellent balance of ride comfort and handling while virtually eliminating bodyroll during cornering. A series of sensors and electronically controlled high-pressure hydraulics counteracts the effects of roll, vibration, pitch, dive and squat. And in a turn, ABC stiffens the outer suspension and lowers the inner suspension for improved control and passenger comfort.

Standard CL 600 and CL 63 AMG. Not available CL 550 4MATIC.

AIRMATIC Semi-Active Suspension ● –

For a balanced, comfortable ride, the AIRMATIC system employs electronically controlled air springs that adjust to changing driving conditions. The system also lowers the ride height at higher speeds for improved aerodynamics. To help compensate for additional cargo or passenger weight, AIRMATIC automatically levels the vehicle.

Standard CL 550 4MATIC. Not available CL 600 and CL 63 AMG.

4MATIC all-wheel drive with 4-wheel Electronic Traction System (4-ETS) ● –

For optimum traction, even in slippery conditions, this all-wheel-drive system incorporates our advanced 4-wheel Electronic Traction System. 4-ETS can get you going even when only one wheel has grip. Sensors at each wheel monitor traction. If one or more wheels start to slip, 4-ETS brakes those wheels individually and maintains power to the wheel or wheels with traction, keeping you cruising along.²

Standard CL 550 4MATIC. Not available CL 600 and CL 63 AMG.

Brakes ●

Enjoy strong, controlled stopping power courtesy of dual-circuit power-assist 4-wheel brake discs. Ventilated for cooling, the CL 550 features 13.2" front and 11.8" rear disc brakes, while the CL 600 offers 13.8" front and 12.6" rear disc brakes. The CL 63 AMG boasts AMG-enhanced dual-circuit power-assist 4-wheel discs. Compound, perforated and ventilated, these brakes are massive, measuring 15.4" up front and 14.4" at the rear. All of these brakes form the core of our landmark Antilock Braking System (ABS). Capable of sensing impending wheel lockup under heavy braking, ABS pumps the front brakes individually or the rear brakes together to maintain stability as needed up to 30 times per second to prevent lockup and maintain steering ability.¹⁰

Standard all models.



Vehicle-speed-sensitive steering ●

At lower speeds, the vehicle-speed-sensitive power rack-and-pinion steering delivers more power assist for easy handling. At higher speeds, the amount of power is reduced for improved road feel and control.

Standard all models.

PRE-SAFE®

A revolution in automotive safety. Mercedes-Benz originated this landmark system, and it's still the only manufacturer to offer it standard on select models. A predictive occupant protective system, PRE-SAFE acts decisively to prepare for a possible accident. PRE-SAFE uses sensors from two of the active safety systems already inside the vehicle: Brake Assist and our Electronic Stability Program. If system sensors detect certain vehicle movements that indicate an accident is possible, PRE-SAFE takes action to help protect the vehicle's occupants. PRE-SAFE adjusts the occupied front passenger's seat to a more favorable position for air-bag effectiveness. In the event of severe skidding which indicates that a rollover is likely, PRE-SAFE will close the windows and sunroof.⁴ If no accident occurs, simply readjust your seat, open the sunroof and get back on your way.

Protection

**Blind Spot Assist** ● ○

What would you give to know that something is in your blind spot? A moment of your time is all that's needed. This breakthrough option uses radar sensors to monitor that area, and as soon as another vehicle is sensed to be entering it, a red hazard signal lights up in the exterior mirrors. And if you use your signal to move over and a vehicle is in your blind spot, an audio warning sounds as well. Drive with more security; pass with more confidence. Automatically, of course. *Standard CL 600. Optional CL 550 4MATIC and CL 63 AMG.*

10-way air-bag protection ●

The CL-Class features the 10-way protection of a 9-air-bag system. It includes dual-stage front air bags, front and rear side-impact air bags and full-length Window Curtain Air Bags. The Window Curtain Air Bags deploy along the front and rear windows on the affected side to help protect outboard occupants from head injury and broken glass in certain side impacts or rollovers that exceed the deployment threshold.¹¹

Standard all models.

Seat belts ●

Equipped with Emergency Tensioning Devices (ETDs) and belt force limiters,¹² seat belts are arguably our most important passive safety feature. If a collision exceeds a preset threshold, the ETDs instantly remove slack from the seat belts. Belt force limiters allow a slight amount of give in the seat belts and reduce the peak seat-belt forces on the occupant.

Standard all models.

**Body structure** ●

A range of precision safety elements work together to protect you and your passengers in the event of a collision. While High-Strength and Ultra-High-Strength/Low-Alloy steel in important areas of the vehicle helps to form an exceptionally rigid structure, advanced front and rear crumple zones deform progressively to help absorb the energy of an impact. A front bulkhead also helps channel some of the forces of a frontal impact under, over and around the cabin.

Standard all models.

Electronic Stability Program (ESP®) ●

This advance continually monitors your vehicle's motion to help keep you going in your intended direction. If it detects wheel slip, severe understeer (plowing) or oversteer (fishtailing), ESP can brake individual wheels and reduce engine power to help bring the vehicle under control. It significantly helps you maintain control during accident-avoidance maneuvers?

Standard all models.

**Brake Assist (BAS) and Brake Assist PLUS (BAS PLUS)** ●

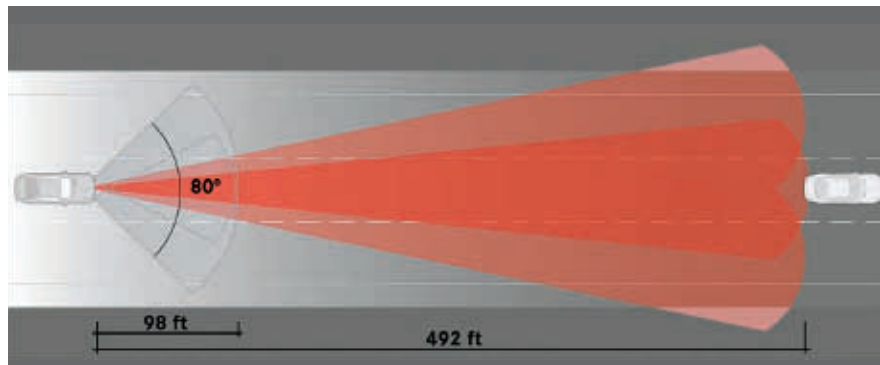
Research shows that drivers seldom apply the brakes hard enough, soon enough in emergency situations. BAS monitors pedal application speed to sense emergency braking and deliver maximum stopping power. Vehicles with DISTRONIC PLUS Adaptive Cruise Control also offer BAS PLUS and PRE-SAFE Brake. PRE-SAFE Brake features BAS PLUS, which uses DISTRONIC radar technology to automatically prime the brakes for hard braking by the driver. When closing speed to a detected vehicle ahead suggests an imminent collision, PRE-SAFE Brake can automatically initiate up to 40% of the available stopping power regardless of whether DISTRONIC PLUS is on – or even if the driver is not on the brake.¹³ PRE-SAFE brake sensors can also activate PRE-SAFE systems that prepare the cabin for a likely collision. BAS PLUS also readies the brakes so that full power is available the moment you step on the pedal.¹⁰

Standard all models.

Night View Assist ● ○

Using infrared technology, this innovation can be activated at nighttime when your low-beam headlamps are on and can detect objects nearly 500 feet ahead in near-complete darkness. When activated, it displays the captured image on a black-and-white screen in the instrument cluster. Unlike other systems that identify only warm objects like animals but not cold ones such as debris or parked cars, ours detects both. And with the image on a high-resolution screen and not the windshield, you always get a clearer, sharper picture of what's ahead.⁵

Standard CL 600. Optional CL 550 4MATIC and CL 63 AMG.

**DISTRONIC PLUS Adaptive Cruise Control** ● ○

This radar-based advance monitors the vehicle ahead and adjusts your speed to help maintain your chosen following distance. Long journeys become more pleasurable, as there is less need to adjust the cruise control setting. And in stop-and-go traffic, DISTRONIC PLUS can automatically keep pace, then start you moving again with a tap of the accelerator.¹⁴ Should the vehicle ahead slow to a complete stop, DISTRONIC PLUS uses up to 40% of the vehicle's braking power to slow your vehicle to a stop—automatically. If the vehicle ahead suddenly slows or abruptly stops and calculated closing speed indicates that you haven't applied sufficient braking power, the DISTRONIC Proximity Warning System issues an audiovisual warning.¹⁵

Standard CL 600. Optional CL 550 4MATIC and CL 63 AMG.

**Drive-Dynamic multicontour front seats with 4-stage massage function** ● ○

Treat yourself to an optimum seating position on every drive, courtesy of 11 adjustable pneumatic chambers in the seat. Then feel four levels of massage stimulate your back muscles. They not only soothe, they help fight fatigue. The system even adjusts air chambers within the seat, to support you through curves and turns—or even in the event of a potential accident.

Standard CL 600 and CL 63 AMG. Optional CL 550 4MATIC.

Heated and Active Ventilated Seats ●

Three levels of heating and cooling are available for front seats. Active Ventilated Seats are designed to keep you cool during warmer months by gently circulating air through perforations in the seat and backrest, which also helps eliminate perspiration buildup. Using both the ventilation and heating features of the seats simultaneously can help keep you warm and dry on cold and rainy days.

Standard all models.

Parking Guidance ● ○

Stop the endless search for parallel-parking spaces via this all-new option. Parking Guidance uses DISTRONIC Plus sensors to help you identify spots that can accommodate your vehicle. It then displays steering instructions to make the space yours. Put simply, this advance minimizes the time spent circling your destination—and maximizes your time enjoying it.

Standard CL 600. Optional CL 550 4MATIC and CL 63 AMG.

PARKTRONIC system ●

When parking, ultrasonic sensors in the front and rear bumpers detect nearby objects within the system's field of view. Audible signals and illuminated displays, visible in both the instrument cluster and rearview mirror, help you maneuver with confidence. This system helps you avoid obstacles that might be outside your field of vision when parking in tight spaces. (The park assist feature is included with standard DISTRONIC PLUS Adaptive Cruise Control on the CL 600.)

Standard all models.

Bi-Xenon headlamps with Active Curve Illumination ●

This innovation helps you see better around corners at night via Bi-Xenon headlamps that turn along with your steering wheel. They provide a clearer view into corners by increasing usable illumination by up to 90% over conventional fixed headlamps. Bi-Xenon headlamps also deliver superior visibility over halogen headlamps because their brighter, whiter light is much closer to natural sunlight.

Standard all models.

KEYLESS-GO ●

A leap in ease and efficiency, this feature lets you open or lock any door or the trunk while leaving your vehicle's SmartKey in your pocket. To start the vehicle, simply step on the brake pedal and push the Start button, inserted into the vehicle's ignition. You can also start the vehicle in the conventional way by removing the Start/Stop button and inserting the SmartKey in the ignition.

Standard all models.

Rear View Camera ● ○

Now parallel park or back into a parking space more easily. When you're in Reverse, a wide-angle camera mounted discreetly in the trunk lid captures an image of what's behind your vehicle and displays it on the COMAND screen.¹⁶ Here, seeing really is believing.

Standard CL 600. Optional CL 550 4MATIC and CL 63 AMG.

Voice Control ●

This advance gives you access to many of the audio, Navigation and Hands-Free Communication system functions. Dial phone numbers, change radio stations and much more, simply by pushing a button and speaking out loud.

Standard all models.



Amenities

Navigation System ●

Using GPS technology and a 20-gigabyte hard drive to store maps, Points Of Interest and more, this virtual copilot provides detailed driving directions with remarkable speed and a friendly voice. Say or enter your destination. Then see gas stations, hotels, restaurants and Mercedes-Benz dealerships along your route on the COMAND system's large color-LCD screen. Data for the contiguous U.S., Canada and Oahu, Hawaii comes standard, with periodic updates available at your authorized Mercedes-Benz dealer.¹⁷

Standard all models.

COMAND system ●

Advanced and intuitive, COMAND offers precise control of the audio, climate, telephone and Navigation systems, front-seat adjustments and numerous vehicle settings on an 8" color-LCD widescreen. This vivid display is conveniently located within your line of sight to help reduce the need to look away from the road. Also enjoy access to most audio features, the Hands-Free Communication System and the Navigation System via Voice Control.

Standard all models.

harman/kardon LOGIC7® digital surround-sound system

This digital surround-sound system fills the cabin with 600 watts of beautifully balanced sound. Eleven optimally placed speakers deliver an enthralling surround-sound experience from MP3s, SIRIUS Satellite Radio, the 6-disc CD/DVD changer and even discs in DVD-Audio and DTS formats. An integrated microphone monitors vehicle acoustics and adjusts frequency response to deliver the optimum sound experience.

Standard all models.



Hands-Free Communication System ●

Make calls, receive calls and even access select phone books¹⁸ through the COMAND system in one of two easy ways. Using an approved compatible phone,¹⁹ you can connect to the Hands-Free Communication System via a range of accessory Multi-Handset Interface (MHI) cradles or an accessory Bluetooth® interface module.²⁰ With the cradle, your phone charges itself and connects to the vehicle's external antenna, while the Bluetooth interface services your needs wirelessly. When your Bluetooth-compatible phone is synched up to the system, just leave your phone in your pocket and enjoy hands-free conversations over the sound system.²¹ Bluetooth-compatible phone, Bluetooth interface module and MHI cradles sold separately.²² Please see your dealer for details.

Standard all models.



Variable Doorstop ●

The Variable Doorstop holds the door open at virtually any point in its swing range. This feature makes getting into or out of the car on hills easier. It also gives you more control when opening the door in tight spaces, such as parking spots or garages.

Standard all models.

Memory card slot ●

Bring aboard your digital music with this PCMCIA multimedia slot. Just transfer digital audio files from your PC onto a widely available memory card and insert it into your CL-Class. Scroll through playlists and song titles via the COMAND system's graphical user interface. With an adapter, you can even use many other memory card formats such as SD and Compact Flash. (PCMCIA adapter card required. Sold separately.)

Standard all models.

SIRIUS Satellite Radio ●

Enjoy a 6-month subscription to SIRIUS with over 130 channels including 69 channels of 100% commercial-free music, plus news, talk, entertainment, traffic, weather and data. SIRIUS is also home to live play-by-play broadcasts of the biggest sports—NFL, NASCAR®, NBA and games from over 150 college sports teams. SIRIUS is sure to be one of your favorite cabin appointments.²³

Standard all models.

iPod® Integration Kit ○

Bring your music wherever you drive, thanks to the seamless integration of your iPod into the audio system of your vehicle. The steering wheel lets you view the track information display and control iPod buttons like Volume, Select and Change Menu. Better yet, your iPod also charges while it's playing.²⁴

Optional all models.

Electronic Trunk Closer ●

This feature allows the driver to fully open and close the trunk via a switch on the driver's interior door panel. You can also close the trunk lid by pressing a button on its underside or open it with the SmartKey remote.

Standard all models.



Dual-zone climate control ●

The driver and front-seat passenger can select their own levels of heating or cooling, thanks to individual controls for each on the dashboard. An advanced electrostatic dust and pollen filter helps clean incoming air and a humidity/dewpoint sensor reduces window fogging in damp weather. Our intelligent sun sensor helps compensate for the effects of direct sunlight on you and your passengers, assuring comfort for all.

Standard all models.

Ambient lighting ●

Find controls or items at night easily with adjustable fiber-optic lighting that bathes the CL-Class cabin in a soft amber glow, specifically chosen to help reduce eyestrain. It also prevents you from getting too accustomed to the darkness, thus reducing the blinding effect of oncoming traffic. When the door is opened, the adjustable ambient lighting is at its brightest; it then dims as the vehicle drives off.

Standard all models.



Analog clock ●

As an homage to prior Mercedes-Benz generations, a large illuminated analog clock is prominently displayed on the dashboard. Constructed of elegant, high-quality materials, its design echoes the gauges of classic Mercedes-Benz automobiles. The CL63 AMG offers an exclusive IWC-design analog clock.

Standard all models.

Accessories

A Mercedes-Benz is the definition of luxury and performance. It can also be a statement of personal style. So take a moment to survey our genuine accessories. Each is designed, engineered and tested to the same exacting standards as your vehicle. Which is to say, to your own high standards.



Light-alloy wheels

Whether it's the elegant 19" 9-twin-spoke wheel flashing a sterling silver finish or the striking 20" wheel flaunting a two-tone design, both come equipped with high-performance tires to elevate every drive.



Hands-Free Communication System and Multi-Handset Interface (MHI) cradle

In conjunction with your vehicle's pre-wired Hands-Free Communication System, the MHI cradle helps you enjoy all the benefits of hands-free calling, as well as hands-free audio and navigation use. Or consider the Bluetooth® interface module, which allows you to make and receive calls, and even access select phone books,¹⁸ without taking your phone out of your pocket.²¹

Chrome accents

Make your vehicle even more distinctive with our set of chrome headlamp rings, available in sets of two. Our exterior chrome mirror housings, two per set, complement the range of coordinating exterior refinements. Help protect your finish from scratches and add yet another touch of style with a set of two chrome door-handle inserts.

Cargo management

A two-pronged solution to maximize the space and security of your trunk. The first part is the Cargo Tray Area, a strong, easy-to-clean plastic insert made with 2" sides and molded to fit snugly inside the compartment and protect the trunk floor. The second part? Sturdy nylon nets for the floor, side and rear that can accommodate luggage, purchases and more – safely, conveniently and completely.

Illuminated door sills

Available in sets of four, these brushed stainless-steel door sill panels say "Mercedes-Benz" in more ways than one. Radiantly.

Service & Support

Mercedes-Benz Tele Aid^a

Three buttons put a multitude of services at system subscribers' fingertips: emergency response (SOS button), roadside assistance (Wrench button) and even information services (*i*-button).^b Enhance your sense of security with Remote Door Unlock and Stolen Vehicle Recovery. Enhance your control with features like real-time traffic updates. With an active Mercedes-Benz Tele Aid subscription, you may be eligible for a discount from your insurance provider.

Mercedes-Benz Search & Send

The Internet is a great tool for planning trips and vacations, and Search & Send makes it even more effective. Use Yahoo!® Local Maps and Google™ Maps to plan routes and attractions, then send that information directly to your vehicle's Navigation System. Information can also be sent to you while you're traveling, so friends can forward tips on great things to do and see, or the best way to go.

Mercedes-Benz Concierge

Expand your privileges with access to a Personal Concierge that fulfills your requests for nearly "anything, anytime, anywhere" and an Online Concierge for accessing your Personal Concierge via your computer or PDA wherever Internet access is available, as well as Traffic Information^c and Route Assistance.^d

24-hour Roadside Assistance

The first of its kind and still the only one that remains in effect for the life of the vehicle. Our Roadside Assistance technicians draw on years of experience and training to get you back on the road as quickly as possible.^e

Mercedes-Benz Limited Warranties

Our New Vehicle Limited Warranty runs for 48 months or 50,000 miles, whichever comes first. And anytime during the new vehicle warranty coverage, you can also purchase a Mercedes-Benz Extended Limited Warranty that will provide additional protection when the New Vehicle Limited Warranty expires!

Mercedes-Benz Maintenance System

Enjoy fixed, predictable service intervals every 13,000 miles or one year (10,000 miles or one year for AMG models).^f About a month before service is due, your vehicle even reminds you via a dashboard display that also explains which maintenance service is due.

Complimentary Tire Rotation

Stop by your Mercedes-Benz Center's Service Department for a no-charge first tire rotation anytime before 6,500 miles.^h

24-hour Customer Service

Our Customer Assistance Center is your one-stop source for answers. Whether you need to know how to use your audio system, find the nearest Mercedes-Benz dealer, get pricing or learn about personal and automotive accessories, just call 1-800-FOR-MERCEDES or press the Tele Aid *i*-button in your vehicle.

Sign and Drive service

Our legendary Roadside Assistance service includes bringing you some fuel if you've run out, replacing a flat tire with your spare or jump-starting your car if the battery dies. All at no charge, and all for as long as you're driving a Mercedes-Benz – even somebody else's! Help is as close as your vehicle's Wrench button (for Tele Aid subscribers) or just a phone call away at 1-800-FOR-MERCEDES.

Trip Interruption benefits

In the unlikely event that a breakdown covered by your MBUSA New Vehicle Limited Warranty occurs more than 100 miles from your home, leaves your Mercedes-Benz inoperable or unsafe to drive and requires overnight repairs at a Mercedes-Benz Center, you'll be reimbursed up to \$300 per day for any documented expenses – for up to three days – including meals, lodging and substitute transportation.

Dealer Alternate Transportation Program

Whenever you bring your vehicle into an official Mercedes-Benz Center for servicing during the warranty period, ask about your dealer's Alternate Transportation Program – so you can maintain your busy schedule while your dealer maintains your vehicle!

Mercedes-Benz Financial

Mercedes-Benz Financial offers a wide and impressive array of flexible and convenient financing options. To determine whether purchasing or leasing is right for you and to estimate the monthly payment of your next Mercedes-Benz, visit MercedesBenzFinancial.com.

European Delivery Program

With our factory delivery program, enjoy a honeymoon with your new Mercedes-Benz as you savor the delight of driving it in the land where it was built – while you enjoy a 7% savings on many models!^k Also take advantage of the optional Rally Package, which takes you through the Black Forest and the Alps, then on to Munich, staying at luxurious, historic hotels all along the way.

To learn more about these and many other services – including dealer locations and financing options – visit us at MBUSA.com today.

a Mercedes-Benz Tele Aid equipment is standard on all CL-Class models. First year's Mercedes-Benz Tele Aid service provided at no additional cost with subscription. Subscription and acquaintance call required for service to be active. Service operates only where cellular and GPS coverage are available and requires adequate power supply. Owner must authorize vehicle tracking by providing passcode and a valid stolen vehicle police report number. Passcode required to activate Remote Door Unlock. See dealer for details of telematics services. b Concierge service available only with Mercedes-Benz Concierge. Traffic Information and Route Assistance use is included as part of Mercedes-Benz Concierge and is available at an additional per-use charge when used with the Mercedes-Benz Tele Aid service. See dealer for details. c Performance of the automated voice system varies depending on the noise level in and around the vehicle. Traffic Information is based on available broadcast data, not available in all areas and only provided for routes that have been personalized on the Mercedes-Benz Tele Aid website (up to five routes) or are within a specified radius of your vehicle's present location. See Mercedes-Benz Tele Aid section of MBUSA.com for available cities. d Route Assistance is available for an additional charge with the Mercedes-Benz Tele Aid service and included as part of Mercedes-Benz Concierge. e Vehicle must be accessible from main roads. Roadside Assistance repairs may involve charges for parts, service and towing. Depending on the circumstances, these services may be provided by an outside service, courtesy of Mercedes-Benz Roadside Assistance. For full details of the Roadside Assistance Program, please see your dealer. f Please see your dealer for warranty details as well as for terms, conditions and pricing for extended warranty options. Surcharges for extended warranties apply after the first year. g Whichever comes first. Requires use of 229.5-spec oil and high-performance fleece oil filter for gasoline engines and 229.51-spec oil for diesel engines. Driver is responsible for monitoring fluid levels and tire pressure between service visits. See Maintenance Booklet for details. h On models with different-sized front and rear tires, which cannot be rotated, dealer will inspect tires and set inflation pressure. Follow tire manufacturer's recommendations. i For full details of Sign and Drive service, as well as the Roadside Assistance Program, please see your dealer. j Certain restrictions may apply. Terms, conditions and dealer participation may vary. k European Delivery discount available on select models. Please see your dealer for details.

ENGINE

| | | | |
|--------------------------------|--------------------------------|--|--------------------------------------|
| Engine size and type | 5,461-cc DOHC 32-valve V-8 | 5,513-cc bi-turbo 5.5-liter SOHC 36-valve V-12 | 6,208-cc AMG-built DOHC 32-valve V-8 |
| Construction | Aluminum-alloy cylinder block. | Aluminum-alloy cylinder block. | Aluminum-alloy cylinder block. |
| Net power | 382 hp @ 6,000 rpm | 510 hp @ 5,000 rpm | 518 hp @ 6,800 rpm |
| Net torque | 391 lb-ft @ 2,800–4,800 rpm | 612 lb-ft @ 1,800–3,500 rpm | 465 lb-ft @ 5,200 rpm |
| Compression ratio | 10.7:1 | 9.0:1 | 11.3:1 |
| Fuel tank (capacity – reserve) | 23.8 gal – 2.9 gal | 23.8 gal – 2.9 gal | 23.8 gal – 2.9 gal |

DRIVETRAIN

| | | | |
|---------------------|---|---|---|
| Transmission | 7-speed automatic. Electronically controlled driver-adaptive shifting. | 5-speed automatic. Electronically controlled driver-adaptive shifting. | 7-speed automatic with AMG SPEEDSHIFT™ Electronically controlled driver-adaptive shifting. |
| Drive configuration | 4MATIC all-wheel drive. | Rear-wheel drive. | Rear-wheel drive. |
| Rear axle ratio | 3.07:1 | 2.65:1 | 2.65:1 |

TRACTION/STABILITY

| | | | |
|--|-----------|----------------|----------------|
| Electronic Stability Program (ESP®) | Standard. | Standard. | Standard. |
| 4MATIC all-wheel drive with 4-wheel Electronic Traction System (4-ETS) | Standard. | Not available. | Not available. |

PERFORMANCE

| | | | |
|-------------------------------------|--------------|--------------|--------------|
| Acceleration, 0–60 mph ³ | 5.4 seconds. | 4.5 seconds. | 4.5 seconds. |
|-------------------------------------|--------------|--------------|--------------|

CHASSIS

| | | | |
|---|---|----------------|--------------------------|
| Suspension configuration | Front: 4-link suspension, antilift control, gas-pressurized shock absorbers and stabilizer bar. (AMG-calibrated 4-wheel multilink suspension on CL 63 AMG.) Rear: Multilink independent suspension, antisquat and antidive system. | | |
| AIRMATIC Semi-Active Suspension with Adaptive Damping System (ADS-II) | Standard. | Not available. | Not available. |
| Active Body Control (ABC) | Not available. | Standard. | Standard AMG-calibrated. |
| Steering | Rack-and-pinion with vehicle-speed-sensitive power assist. Turning circle: 38.2 ft curb-to-curb. | | |

WHEELS/TIRES

| | | | |
|--------|-------------------------------------|---|---|
| Wheels | 18" 7-split-spoke, 8.5x18. | 18" 5-spoke, 8.5x18 front – 9.5x18 rear, staggered-width ⁴ | 20" AMG 5-spoke, 8.5x20 front – 9.5x20 rear, staggered-width ⁴ |
| Tires | 255/45 R18, all-season performance. | 255/45 R18 front – 275/45 R18 rear, all-season performance ⁴ | 255/35 R20 front – 275/35 R20 rear, high-performance ⁴ |

BRAKES

| | | | |
|---|---|---|--|
| Brake system | Dual-circuit power-assist 4-wheel disc. | Dual-circuit power-assist 4-wheel disc. | AMG-enhanced dual-circuit power-assist 4-wheel disc. |
| Brake discs – calipers, front Brake discs – calipers, rear | 13.2" perforated/ventilated – cast-iron 4-piston fixed. 11.8" ventilated – cast-iron single-piston floating. | 13.8" perforated/ventilated – cast-iron 4-piston fixed. 12.6" ventilated – cast-iron single-piston floating. | 15.4" perforated/ventilated – AMG dual twin-sliding. 14.4" perforated/ventilated – AMG dual twin-sliding. |
| Antilock Braking System (ABS) and Brake Assist (BAS) | Standard. | Standard. | Standard. |

EXTERIOR DIMENSIONS

| | | | |
|----------------|-----------|-----------|-----------|
| Wheelbase | 116.3 in | 116.3 in | 116.3 in |
| Overall length | 199.4 in | 199.4 in | 200.2 in |
| Overall height | 55.8 in | 55.8 in | 55.8 in |
| Overall width | 73.7 in | 73.7 in | 73.7 in |
| Curb weight | 4,650 lbs | 4,895 lbs | 4,597 lbs |

INTERIOR DIMENSIONS

| | | | |
|-------------------------------|------------|------------|------------|
| Front headroom | 36.9 in | 36.9 in | 36.9 in |
| Front legroom | 42.2 in | 42.2 in | 42.2 in |
| Rear headroom | 36.4 in | 36.4 in | 36.4 in |
| Rear legroom | 32.2 in | 32.2 in | 32.2 in |
| Cargo capacity ^{2,6} | 13.5 cu ft | 13.5 cu ft | 13.5 cu ft |

EXTERIOR

| CL 550 4MATIC | CL 600 | CL 63 AMG | Description |
|-----------------|--------|-----------|--|
| ● | ● | ● | Power tilt/sliding tinted-glass sunroof with one-touch express-open/close and memory. |
| ● | ● | ● | Electrically heated rear window with auto-shutoff based on time, driving speed and outside temperature. |
| ● | ● | ● | Laminated infrared-reflecting glass helps reduce radiant heat, UV rays and noise penetration. |
| ● | ● | ● | Dual aero-blade windshield wipers. Heated washer system. |
| ● | ● | ● | Rain-sensing variable intermittent wipers measure rainfall on windshield and adjust wiper speed and frequency accordingly. |
| ● | ● | ● | Dual heated power mirrors linked to driver's seat memory. Auto-dimming rearview and left-side mirrors. |
| ● | ● | ● | Programmable power fold-in side mirrors retract when car is locked and fold out when front door is opened. |
| ● | ● | ● | Variable Doorstop holds the door open at virtually any point. |
| - | - | ● | AMG sport exhaust with dual chrome twin tailpipes. |
| ● | ● | ● | Bi-Xenon High-Intensity Discharge (HID) low-/high-beam headlamps with automatic level control and heated headlamp washers. |
| ● | ● | ● | Halogen front foglamps. Rear foglamp in left taillamp. |
| ● | ● | ● | Selectable light-sensing headlamps. |
| ○ ²⁷ | - | ● | AMG bodystyling and wheels. |

INTERIOR

| CL 550 4MATIC | CL 600 | CL 63 AMG | Description |
|---------------|--------|-----------|---|
| ● | ● | ● | COMAND controller provides easy and convenient operation of the vehicle's systems. |
| ● | ● | ● | Multifunction steering wheel provides convenient additional controls for basic audio, Voice Control and phone functions, as well as operation of the multifunction display. |
| ● | ● | - | Shift paddles. |
| - | - | ● | AMG shift paddles. |
| ● | ● | ● | Built-in keypad located beneath handrest for easy access to Hands-Free Communication System and radio presets. |
| ● | ● | ● | Adjustable fiber-optic ambient lighting under the door and dashboard. |
| ● | ● | ● | Electronic Trunk Closer. |
| ● | ● | ● | Electronic parking brake disengages when the vehicle is put into gear and the gas is applied. |
| ● | ● | ● | Power rear-window sunshade with one-touch express-up/down. |
| ● | ● | ● | KEYLESS-GO. |

INTERIOR (continued)

| CL 550 4MATIC | CL 600 | CL 63 AMG | Description |
|---------------|--------|-----------|--|
| ● | ● | ● | Auto-dimming rearview mirror. |
| ● | ● | ● | 4-way (tilt/telescoping) power steering column linked to driver's seat memory. |
| ● | ● | ● | Programmable easy-exit feature moves driver's seat back and/or raises steering column. |
| ● | ● | ● | Illuminated vanity mirrors. |

SEATING

| CL 550 4MATIC | CL 600 | CL 63 AMG | Description |
|-----------------|--------|-----------|--|
| ● | ● | ● | 14-way power front seats, each with 3-position memory. Driver's seat memory includes steering column and outside mirror positions. |
| ○ ²⁷ | ● | ● | Drive-Dynamic multicontour front seats, each with 4-level massage. |
| ● | ● | ● | 3-level heated front seats. |
| ● | ● | ● | Heated and Active Ventilated front seats. |
| ● | - | - | Driver and front passenger power lumbar support. |
| ● | - | - | Premium Leather upholstery and trim. |
| - | ● | - | Exclusive Leather upholstery and trim. Alcantara headliner. |
| - | - | ● | AMG Premium Leather upholstery and trim. Alcantara headliner. |
| ● | ● | ● | Hand-polished Burl Walnut wood trim. |
| ● | ● | - | Wood/leather steering wheel. |
| - | - | ● | AMG leather sport steering wheel with shift paddles. |
| - | ● | - | Wood-trimmed telephone keypad cover with handrest. |

CLIMATE CONTROL

| CL 550 4MATIC | CL 600 | CL 63 AMG | Description |
|---------------|--------|-----------|--|
| ● | ● | ● | Dual-zone automatic climate control with individual driver and front passenger control of temperature, speed and airflow distribution via hard keys (airflow and temperature only) or the COMAND system. |
| ● | ● | ● | Electrostatic dust and pollen filter. |
| ● | ● | ● | Sun sensor helps compensate for the effects of direct sunlight on the occupants. |
| ● | ● | ● | Humidity/dewpoint sensor reduces window fogging during humid weather and helps prevent overdrying of cooled air. |
| ● | ● | ● | Seat-belt usage sensors allow climate control to focus on occupied seating positions. |

AUDIO/NAVIGATION/TELEMATICS

| CL 550 4MATIC | CL 600 | CL 63 AMG | Description |
|---------------|--------|-----------|---|
| ● | ● | ● | Cockpit Management and Data (COMAND) system. |
| ● | ● | ● | harman/kardon LOGIC7® digital surround-sound system, boasting 600 watts, 11 speakers, a 5.1-channel amplifier and Digital Dynamic Volume Control. |
| ● | ● | ● | 20-gigabyte hard-drive-based in-dash next generation Navigation System uses Global Positioning System (GPS) satellites to determine the current location of your car. ¹⁷ |
| ● | ● | ● | Integrated single-feed 6-disc CD/DVD changer. |
| ● | ● | ● | PCMCIA slot allows you to transfer digital audio files from your PC onto a memory card and play them through the COMAND system. |
| ● | ● | ● | Hands-Free Communication System with Voice Control. |
| ● | ● | ● | Mercedes-Benz Tele Aid System uses GPS satellites plus a cellular link to provide 24-hour live assistance for: emergency aid (SOS button), roadside assistance (Wrench button) or information services (i-button). • Basic Mercedes-Benz Tele Aid service includes Automatic Collision Notification, Stolen Vehicle Tracking, Remote Door Unlock service and Dealer Connect. ²⁸ |

INSTRUMENTATION

| CL 550 4MATIC | CL 600 | CL 63 AMG | Description |
|---------------|--------|-----------|--|
| ● | ● | - | Digital display of speedometer, odometer and Touch Shift gear/ mode selection. Electronic analog tachometer and fuel gauge. |
| - | - | ● | AMG gauges with AMG RACETIMER® in digital display. |
| ● | ● | ● | Multifunction display in instrument cluster, scrolled via steering-wheel controls to operate and display various menus and vehicle features: • Trip meter and outside temperature indicator. • Digital speedometer, Maintenance System (see below) and oil-level check. • Radio station, 6-disc CD/DVD changer, iPod® playlist/track (with optional iPod Integration Kit) and SIRIUS Satellite Radio. • Hard-drive-based Navigation System route guidance. • Vehicle reminder and message indicator. • Driver-programmable settings for instruments and lighting, vehicle and convenience features. • Trip computer (elapsed time, fuel consumption and distance to empty). • DISTRONIC PLUS Adaptive Cruise Control settings. ²⁹ |
| ● | ● | ● | Mercedes-Benz Maintenance System Plus displays distance remaining to next basic maintenance service, indicates type of service due and provides automatic reminder when service interval draws near. System also monitors brake-pad wear. |
| ● | ● | ● | Onboard Tire Pressure Monitoring System allows driver to check the inflation pressure of all four mounted tires. |

LOCKING/SECURITY

| CL 550 4MATIC | CL 600 | CL 63 AMG | Description |
|---------------|--------|-----------|---|
| ● | ● | ● | SmartKey remote control integrates: Remote Door Lock/Unlock buttons, trunk opener, removable valet key and panic alarm. Driver may selectively unlock only the driver's door and fuel filler or all doors plus the trunk and fuel filler. |
| ● | ● | ● | SmartKey offers infrared-remote opening/closing of windows and sunroof and can remotely turn on Active Ventilated front seats. |
| ● | ● | ● | Driver-programmable drive-away locking automatically locks the doors when the car reaches 9 mph. |
| ● | ● | ● | Night security illumination uses the car's exterior lights to help illuminate a path after parking. |
| ● | ● | ● | Locator lighting uses the car's lights to help illuminate a return path when the car is remote-unlocked in darkness. Unlocking car activates illuminated entry system. |
| ● | ● | ● | Anti-Theft Client Alarm Notification with remote panic feature. |
| ● | ● | ● | Emergency trunk release, located inside trunk and illuminated for 60 minutes after trunk is closed. |
| ● | ● | ● | Integrated 3-button garage door control, compatible with HomeLink® components and some other systems. |
| ● | ● | ● | Mercedes-Benz Tele Aid GPS-based Stolen Vehicle Recovery helps law enforcement agencies track and recover stolen vehicle. ²⁸ |
| ● | ● | ● | Mercedes-Benz Tele Aid Remote Door Unlock. ²⁸ |
| ● | ● | ● | Mercedes-Benz Tele Aid Automatic Alarm Notification alerts Mercedes-Benz to contact vehicle owner if antitheft alarm sounds. ²⁸ |

RESTRAINT SYSTEMS

| CL 550 4MATIC | CL 600 | CL 63 AMG | Description |
|---------------|--------|-----------|--|
| ● | ● | ● | Integrated Restraint System: • Driver and front passenger are each provided with a dual-stage front air bag (adaptive for the front passenger), a side-impact air bag, a driver-side knee bag and a 3-point seat belt with an Emergency Tensioning Device (ETD) and adaptive belt force limiter. ¹¹ • 2nd-row passengers are each provided with a 3-point seat belt with an ETD, belt force limiter and side-impact air bag. ¹¹ |
| ● | ● | ● | Window Curtain Air Bags: • In a side impact exceeding a preset deployment threshold, a multichamber air bag deploys along the front and rear side-door windows on the affected side of the vehicle. ¹¹ • An integrated rollover sensor automatically deploys the ETDs and, if deemed necessary, the Window Curtain Air Bags in the event of a detected rollover. ¹¹ |
| ● | ● | ● | Dual-stage front air bags (adaptive for the front passenger) are deployed in response to frontal impact severity exceeding a preset deployment threshold. ¹¹ |

RESTRAINT SYSTEMS (continued)

| | | | |
|---|---|---|---|
| ● | ● | ● | PRE-SAFE® helps prepare occupants for a possible collision before it occurs. If PRE-SAFE senses a possible accident based on brake pedal application pattern, steering-wheel input pattern or Electronic Stability Program activation level, it will take action to help protect you better depending on the situation, including: <ul style="list-style-type: none"> Adjusting the front passenger seat for potentially more favorable air-bag effectiveness. Inflating outboard side bolsters and seat cushions of front seats on vehicles equipped with Drive-Dynamic multicontour seats. Closing the windows and sunroof⁴ (if a possible rollover is detected). |
| ● | ● | ● | Occupant Classification System (OCS): <ul style="list-style-type: none"> OCS automatically adjusts the inflation rate of the front passenger's front air bag based on the weight category determined by weight sensor readings from the front passenger seat.³⁰ |
| ● | ● | ● | Emergency Tensioning Devices (ETDs) are deployed in a front or rear impact exceeding a preset threshold of severity, or certain rollovers. A front ETD will not deploy if seat belt is unfastened. |
| ● | ● | ● | Mercedes-Benz Tele Aid Automatic Collision Notification engages the SOS function if an air bag or ETD deploys. ²⁸ |
| ● | ● | ● | Universal LATCH (Lower Anchors and Tethers for Children) system at 2nd-row seating positions. Selectable passenger seat-belt retractors help secure child seats. ¹¹ |
| ● | ● | ● | Front Head Restraints are adjustable for height and fore-aft. |
| ● | ● | ● | Two rear-seat head restraints, manually adjustable fore-aft. Both head restraints can also be remotely retracted by the driver for improved rearward vision when the rear seats are unoccupied. |

INDIVIDUAL OPTIONS

| | | | |
|---|---|---|---|
| ○ | ● | – | Heated steering wheel (standard with <i>designo</i> editions and available with wood/leather steering wheel). |
| ○ | ○ | ○ | iPod® Integration Kit. |
| ○ | ○ | – | 19" multispoke light-alloy wheels (not available with AMG Sport Package) ⁶ |

OPTION PACKAGES

| | | | |
|---|---|---|---|
| ● | ● | ● | Premium 1 Package: <ul style="list-style-type: none"> Heated and Active Ventilated front seats. KEYLESS-GO. |
| ○ | ● | ○ | Premium 2 Package: Includes contents of Premium 1 Package plus: <ul style="list-style-type: none"> Rear View Camera. Drive-Dynamic multicontour front seats (standard CL 63 AMG). Night View Assist. |
| ○ | ● | ○ | DISTRONIC PLUS Package: <ul style="list-style-type: none"> DISTRONIC PLUS Adaptive Cruise Control. Blind Spot Assist. Parking Guidance. |
| ○ | – | – | AMG Sport Package: <ul style="list-style-type: none"> AMG bodystyling. 19" AMG 5-spoke light-alloy wheels⁶ |
| – | – | ○ | AMG Performance Package: <ul style="list-style-type: none"> 186-mph top track speed.⁸ 20" AMG double-spoke forged aluminum wheels⁹ AMG leather steering wheel with shift paddles. Choice of Black Ash wood, Burl Walnut wood or Carbon Fiber trim. |

CL-CLASS *designo* PACKAGES

| | | | |
|---|---|---|---|
| ○ | ○ | ○ | Espresso Edition: <ul style="list-style-type: none"> <i>designo</i> Mocha Black metallic paint. Exclusive interior treatment in <i>designo</i> Sand Nappa leather and Natural Maple wood trim. Wood/Leather trim on steering wheel.²⁵ Alcantara headliner. |
| ○ | ○ | ○ | Graphite Edition: <ul style="list-style-type: none"> <i>designo</i> Graphite metallic paint. Exclusive interior treatment in <i>designo</i> Cortecchia Nappa leather and Matte Oak wood trim. Wood/Leather trim on steering wheel.²⁵ Alcantara headliner. |
| ○ | ○ | ○ | Porcelain White Edition: <ul style="list-style-type: none"> Available with any CL-Class exterior paint color. Exclusive interior treatment in <i>designo</i> Porcelain White Nappa leather and Black Piano Lacquer wood trim. Wood/Leather trim on steering wheel.²⁵ Alcantara headliner. |

ENDNOTES

- The CL 63 AMG uses an AMG-calibrated 4-wheel multilink suspension.
- No system, regardless of how advanced, can overcome the laws of physics or correct careless driving. Please always wear your seat belt. Performance is limited by available traction, which snow, ice and other conditions can affect. Always drive carefully, consistent with conditions. Best performance in snow is obtained with winter tires.
- Stated rates of acceleration are based upon manufacturer's track results and may vary depending on model, environmental and road surface conditions, driving style, elevation and vehicle load.
- PRE-SAFE® closes the side windows and sunroof when the system's sensors detect side movements that suggest a possible rollover.
- Night View Assist does not replace the use of headlamps and should not be used as the primary visual source for the driver.
- Lower aspect ratio tires and accompanying wheels provide substantially increased treadwear, increased tire noise and reduced ride comfort. Serious wheel and tire damage may occur if the vehicle is operated on rough or damaged road surfaces or upon encountering road debris or obstacles. These tires are not designed for use on snow and ice. Winter tires mounted on appropriately sized and approved wheels are recommended for driving in those conditions.
- Requires subscription. Service subscription for the first six months included with purchase.
- Please obey all speed laws.
- Only for timing use on roads and in conditions where high-speed driving is permitted. Racing on public roads is prohibited under all circumstances and posted speed limits should always be obeyed.
- Braking effectiveness also depends on proper brake system maintenance, and tire and road conditions.
- WARNING: THE FORCES OF A DEPLOYING AIR BAG CAN CAUSE SERIOUS OR FATAL INJURIES TO A CHILD UNDER AGE 13. THE SAFEST SEATING POSITION FOR YOUR CHILD IS IN THE REAR SEAT, BELTED INTO AN APPROPRIATE, PROPERLY INSTALLED CHILD SEAT, OR CORRECTLY WEARING A SEAT BELT IF TOO LARGE FOR A CHILD SEAT. SEE OPERATOR'S MANUAL FOR ADDITIONAL WARNINGS AND INFORMATION ON AIR BAGS, SEAT BELTS AND CHILD SEATS.
- Front-seat belt force limiters are adaptive.
- The driver can override the PRE-SAFE Brake intervention at any time by stepping on the accelerator pedal.
- DISTRONIC PLUS Adaptive Cruise Control is no substitute for active driving involvement. It does not react to stationary objects, nor recognize or predict the curvature and lane layout of the road or the movement of vehicles ahead, and can only apply a maximum of 40% of vehicle braking power. It is the driver's responsibility at all times to be attentive to traffic and road conditions, and to provide the steering, braking and other driving inputs necessary to retain control of the vehicle.
- Drivers are cautioned not to wait for the DISTRONIC Proximity Warning System before braking, as that may not afford sufficient time and distance to brake safely.
- Rear View Camera does not audibly notify driver of objects outside the system's field of vision, which includes nearby objects, and is not a substitute for actively checking around the vehicle for any obstacles.
- While the Navigation System provides directional assistance, the driver must remain focused on safe driving behavior, including paying attention to traffic and street signs. The driver should utilize the system's audio cues while driving and should only consult the map or visual displays once the vehicle has been stopped in a safe place. Maps do not cover all areas or all routes within an area.
- Certain Mercedes-Benz-approved phones support voice interactivity, but not the phone book download feature, with Bluetooth® technology. See dealer for details.
- Interface and phone sold separately. See dealer for a list of approved compatible phones.
- Always plug the phone into the cradle for use inside the vehicle or use the Bluetooth interface. Otherwise operating a non-approved phone or radio transmitter with its own attached or built-in antenna while the engine is running can interfere with the vehicle's electronic systems. For safety reasons, the driver should not use a mobile phone while the vehicle is in motion. We encourage the driver to stop the vehicle in a safe location before answering or placing a call. See your Mercedes-Benz dealer or visit Wireless4MB.com for current handset availability. Not all approved phones support all system features. See dealer for details.
- BLUETOOTH INTERFACE DOES NOT PROVIDE PHONE CHARGING OR EXTERNAL ANTENNA. PHONE BOOK DOWNLOAD AND VOICE INTERACTIVITY FEATURES ARE DEPENDENT ON SELECTED HANDSET. VISIT WIRELESS4MB.COM FOR DETAILS.
- Please see your dealer for accessory warranty information.
- SIRIUS and the SIRIUS dog logo are registered trademarks of SIRIUS Satellite Radio Inc. NFL is a registered trademark of the National Football League. NASCAR® is a registered trademark of the National Association for Stock Car Auto Racing, Inc. NBA is a registered trademark of NBA Properties, Inc. All rights reserved. For full Terms & Conditions, visit sirius.com. Pricing and programming are subject to change. Not available in Alaska, Hawaii or Puerto Rico. Six-month service subscription included with purchase.
- iPod is a registered trademark of Apple Computer, Inc. All iPod devices are sold separately. Feature not compatible with iPod Shuffle. See dealer for details.
- Wood/leather steering wheel and heated steering wheel not available CL 63 AMG.
- Unsecured cargo can become hazardous in a collision. Always secure cargo using floor-mounted tie-downs.
- Optional or part of an Option Package. See optional equipment listing on page 48.
- Mercedes-Benz Tele Aid equipment is standard on all CL-Class models. First year's Mercedes-Benz Tele Aid service provided at no additional cost with subscription. Subscription and acquaintance call required for service to be active. Service operates only where cellular and GPS coverage are available and requires adequate power supply. Owner must authorize vehicle tracking by providing passcode and a valid stolen vehicle police report number. Passcode required to activate Remote Door Unlock. See dealer for details of telematics services.
- When equipped with this feature.
- OCCUPANT CLASSIFICATION SYSTEM (OCS) IS DESIGNED TO TURN THE FRONT PASSENGER'S FRONT AIR BAG OFF WHEN THE SYSTEM SENSES THE WEIGHT OF A TYPICAL CHILD 12 MONTHS OLD OR LESS PLUS THE WEIGHT OF A STANDARD APPROPRIATE CHILD RESTRAINT. SEE OPERATOR'S MANUAL FOR IMPORTANT ADDITIONAL INFORMATION ON THIS SYSTEM AND FOR FURTHER INFORMATION REGARDING THE TRANSPORTATION OF CHILDREN HEAVIER THAN A TYPICAL 12-MONTH-OLD.

