

You'll be ahead with

**Mark**



[cars.America.com](http://cars.America.com)

Yes

AHEAD IN THE LOW-PRICE FIELD

**BEAUTY**

Advanced in modern design.

**ECONOMY**

25 to 31 miles on a gallon of gasoline, at moderate highway speeds.

**EASE OF OPERATION**

Finger-tip steering - feather touch clutch operation.

**RIDING COMFORT**

at its peak with individual coil springing on all four wheels.

**SIZE**

Ample head room, leg room and elbow room for six big people.

**CONDITIONED AIR**

if you wish, with the famous Nash Weather Eye Conditioned Air System.

**QUIETNESS**

with one-piece welded body and frame, sound proofing and rubber engine mountings.



*The Nash 600*

Yes

AHEAD IN THE MEDIUM-PRICE FIELD

**BEAUTY**

Designed in ultra-modern splendor. Long and massive body.

**POWER**

Valve-in-head, 112 horsepower engine gives flashing pick-up and more top speed when you'll ever need.

**STEERING**

Arrow-straight steering requires only finger-tip effort for positive, safe guidance and control.

**COMFORT**

Glides smoothly over roughest roads with its responsive rubber-cushioned springs.

**CONDITIONED AIR**

if you like, with the famous Nash Weather Eye Conditioned Air System.

**OVER-DRIVE**

with Automatic Overdrive at small extra cost. Economical - quiet and consistent on the highway.



*The Nash Ambassador*

# THE *Nash* '600

*The most advanced engine*



## THE 'SUPERLINER' OF THE HIGHWAYS!

The new ideas which sped streamlined air and rail travel to record safety and economy have been incorporated in the new Nash "600." Nash research . . . Nash engineering . . . Nash forward thinking . . . have produced a car which is years ahead. Hundreds of pounds of dead weight have literally been tossed out of the Nash "600" by welding its frame and body into

one great steel-girdered unit.

As with all streamlined construction, the results are revolutionary. So here we have a car that's safer and stronger—with roadability that will thrill you, and economy that is sensational . . . 25 to 30 miles on one gallon of gas at moderate highway speeds . . . 500 to 600 miles on a tankful.

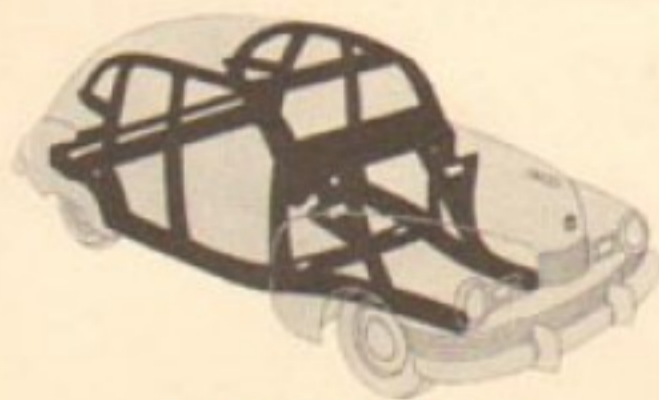
# FOR 1946 HAS

## winning in the low-price field



### SUPER SCOT ENGINE

Designed and engineered for the Nash "600" construction . . . delivers sensational performance and economy.



### THE UNITIZED BODY

Body and frame are one rigid welded unit of arch girders. Does away with hundreds of pounds of dead weight and practically eliminates rattles . . . adding economy, strength, safety and roominess.

*Look*

**AT ALL THE EQUIPMENT**  
included in the  
factory list price!

All of the following luxury features are on every model of the Super Series at no extra cost!



### EASY TO HANDLE

Fingertip-steering and feather-touch clutch action make the Nash "600" so much easier to handle, so responsive to every traffic demand, and so simple to park. Clutch-operated starter pedal for added safety.



### BIG AND ROOMY

Check these interior dimensions and see why you get more room and more comfort. Plenty of space for six large people with no crowding, no cramping.



### COMFORT RIDE

Its comfort is unquestioned because of individual coil springing on all four wheels, direct-action shock absorbers and rear ride stabilizer.



### *Nash* WEATHER EYE CONDITIONED AIR SYSTEM

Thermostatically controlled, as in a modern home. Draws fresh air through built-in cowl ventilator, filters and warms it, then forces it throughout car when car is moving.

- Arm Rest Both Front Doors
- Ash Receiver Front and Rear
- Assist Cards
- Carpet Inserts in Front
- Cigarette Lighter
- Clock
- DeLuxe Steering Wheel
- Dual Dome Light Switch
- Dual DeLuxe Bumper Guards
- Dual Horns
- Dual Sun Visors
- Dual Tail Light
- Dual Windshield Wipers
- Glove Compartment Lock and Light
- Gravel Deflectors
- Gravel Pads on Rear Fenders
- Hi-Test Safety Glass Throughout
- Key Locks on Both Front Doors
- Luggage Compartment Light
- No-Draft Ventilation
- Plastic and Lacquered Radio Grille
- Rear Quarter Ventilating Windows
- Robe Cord
- Sealed Beam Headlights
- Spare Wheel
- Stainless Steel Running Board Mouldings
- Voltage Control Generator
- Wrap-Around Bumpers

# Nash '600' THE CAR OF TOMORROW

## HIGHLIGHTS

Your "car of tomorrow" today has all the following quality features and is still in the low-price field!

**ENGINE FEATURES:** Sealed-in manifold . . . an expensive process requiring skilled manufacturing. Means maximum power and less gas consumption. Automatic choke . . . for even fuel mixture the year 'round. Rifle-drilled connecting rods . . . oil is forced to piston pins giving 100% full pressure lubrication of all engine parts. Full-floating piston pin . . . gives greater bearing area for maximum wear. Cylinders completely surrounded by water . . . maintains uniformity in operating clearances between pistons and cylinders, minimizes wear. Pressure cooling . . . provides better distribution of coolant, maintaining efficient temperatures for all working parts.

**CHASSIS FEATURES:** Individual front wheel suspension, coil springs on all four wheels, direct-acting hydraulic shock absorbers, torque

tube drive, and stabilizer bar at rear change bumpy riding into smooth comfort. 20-gallon fuel tank . . . fewer stops for gas fill-ups. 600-16 tires . . . larger tire for better traction, longer wear. Clutch pedal starter . . . an added Nash safety feature.

**BODY FEATURES:** All-steel unitized body and frame . . . with 8,000 spot welds . . . greater rigidity, safety, roominess, quietness and economy. Sand-Mortex insulation . . . for quietness inside your car. Rotary non-slam door locks . . . no slamming to close doors securely.

**EXTRAS:** Optional equipment installed in your new Nash "600" at small extra charges . . . Weather Eye Conditioned Air System, convertible double bed in sedan models, foam rubber cushions, vacuum booster pump, oil filter, oil bath air cleaner, directional signals, long distance radio and antenna, spare tire, and seat covers.



WEATHER EYE  
Conditioned Air System Brings Home Comfort to Your Nash

CONVERTIBLE DOUBLE BED  
Ideal for Fishing, Hunting or Business Trips

The Nash  
MASTER

**MORROW - HERE TODAY!**

**SPECIFICATIONS**

**ENGINE:** 6 cylinders, L-Head, 82 horsepower. Taxable H.P. 23.4. Bore 3 1/4 inches. Stroke 3 1/4 inches. Piston displacement 172.6 cubic inches. Steel camshaft. Compression ratio 7.0 to 1. Oil capacity 5 quarts. Cooling system capacity 14 quarts.

**CHASSIS:** 112-inch wheelbase, gear ratio 4.1 to 1, overall length 199 1/4 inches, overall width 75 1/4 inches.


**BODY:** Width of front seat cushion 57 1/2 inches, rear seat 50 inches; head room in front 38 inches, in rear 36 1/2 inches; leg room in front and in rear 42 inches each; trunk capacity (brougham) 27 cubic feet. Shipping weight 2780 lbs.



**4-DOOR SEDAN**



**2-DOOR SEDAN**



**BROUGHAM**

**Nash** Ambassador  
**OF THE MEDIUM-PRICE FIELD**

**THE FIRST IN FOUR YEARS . . . AND THE FINEST EVER!**

after year, for 30 years, the Nash

feature to make this new Ambassador

proven 112 horsepower, valve-in-head



4-DOOR SEDAN



2-DOOR SEDAN



BROUGHAM

Ambos  
America  
1946, th  
compellin  
ord of p  
and design

E  
ra  
cy  
con  
CHA  
sprin  
20-g  
BODY  
proof  
EXTRAS  
at sm  
System,  
forward  
booster p  
radio and

***Mask*** THE PATTER

ador has ranked as one of  
s finest automobiles. Now for  
e Ambassador has even more  
g beauty and a greater stand-  
performance. Nash engineers  
ers did not overlook a single

the master of the medium-price field.

### A Car You'll Be Proud to Own and Drive!

Admired wherever it goes! Overall length  
from bumper to bumper is 208 $\frac{3}{4}$  inches,  
with a wheelbase of 121 inches. Time-

engine. All of which contribute to the  
remarkable roadability of the 1946  
Nash Ambassador. Then there's the  
over-drive with automatic overtake, an  
extra which makes highway driving  
such a pleasure and so economical.

## YOU'LL BE AHEAD WITH A 1946 *Nash Ambassador*

### FEATURES

**ENGINE:** Sealed-in manifold, automatic choke, rifle-drilled connecting  
rods, 100% full pressure lubrication, full floating piston pin, oil filter,  
cylinders completely surrounded by water, and cross-flow radiator  
with pressure cooling.

**CHASSIS:** Individual front wheel suspension, rubber-cushioned  
springs, direct-acting hydraulic shock absorbers, front ride stabilizer,  
ballon fuel tank, 650-15 tires, and clutch pedal starter.

**EXTERIOR:** Unitized steel body with sub-frame, Sand-Mortex sound  
deadening, rotary non-slam door locks, chrome side window reveals.

**OPTIONAL EQUIPMENT:** Optional equipment installed in your new Nash Ambassador  
at extra charges . . . Nash Weather Eye Conditioned Air  
convertible double bed in sedan models, fourth speed  
with automatic overtake, foam rubber cushions, vacuum  
pump, oil bath air cleaner, directional signals, long distance  
antenna, spare tire, and seat covers.

### SPECIFICATIONS

**ENGINE:** 6 cylinders. Valve-in-head. 112 horsepower. Taxable  
H.P. 27.3. Bore 3 $\frac{3}{8}$  inches. Stroke 4 $\frac{3}{8}$  inches. Piston displace-  
ment 234.8 cubic inches. Steel camshaft. Compression ratio  
7.0 to 1. Oil capacity 6 quarts. Cooling system capacity 17  
quarts.

**CHASSIS:** 121-inch wheelbase. Gear ratio 4.1 to 1. Overall  
length 208 $\frac{3}{4}$  inches. Overall width 75 $\frac{1}{4}$  inches.

**BODY:** Width of front seat cushion 57 $\frac{3}{8}$  inches, rear seat  
50 inches; head room in front 38 inches, in rear 36 $\frac{1}{2}$  inches;  
leg room in front and rear 42 inches each; trunk capacity  
(brougham) 27 cubic feet. Shipping weight 3360 lbs.


Nash Motors, Division of Nash-Kelvinator Corporation, reserves the  
right to make changes at any time, without notice, in specifications,  
prices and models, and also to discontinue models.



SUBURBAN

# NEW LINE OF CARS TO COME!





LITHO IN U. S. A.