

Announcing

PININ FARINA'S LATEST MASTERPIECE



The New 1953 *Packard* Airflyte

AMBASSADOR • STATESMAN

*Most Beautiful Cars of our Time*



PININ FARINA



# The Difference that is Farina!



Distinctive Road-Guide fenders simplify parking and passing. Massive one-piece grille is die-cast.

Pencil-slim and responsive to the touch, sparkling black custom steering wheel is tailored to fit your hand.



One-piece windshield, widest on any car, curves to the contour of head and fenders. Below it, the Weather Eye air intake has a new chrome trim for 1953.




Smooth, functional Safety Cowl—with no protruding knobs—protects front passengers. Twin radio speakers give finest reception. Note sliding glove drawer.

Advanced "squeeze-type" handles protect door lock from snow and ice . . . mean easier door openings.



Distinguished decor marks custom upholstery and trim combinations of the world's most beautiful cars—most beautiful inside and out.

New rakish angle of rear pillars gives passengers panorama view on all sides . . . widest rear window in any car.



Beautiful new hood ornament, designed by Petty, adds a classic note of distinction. Available, as an accessory on all models.

Concealed gas tank intake in tail light protects against elements—preserves smooth Airflyte lines.

## THE MOST BEAUTIFUL CARS OF OUR TIME

All the incomparable styling genius of Pinin Farina—the world's foremost custom car designer—is reflected in the new Nash Airflytes for 1953! The flourish and flair of his flowing lines, the richness of appointments—the luxury that formerly belonged to the most expensive custom cars alone—are yours in these newest and proudest Nash Airflytes.



**THE AMBASSADOR 2-DOOR CLUB SEDAN**

The Nash Ambassador for 1953 brings new standards of luxury . . . new conceptions of performance . . . new comfort and driving pleasure to the fine car field.



**THE STATESMAN 2-DOOR CLUB SEDAN**

The popular Nash Statesman offers luxury, roominess and beauty with outstanding fuel economy that makes it America's most practical family car.



**THE AMBASSADOR COUNTRY CLUB**


Newest body type of two great series—ten beautiful models in all! Each styled by Pinin Farina! Each incorporating all the exclusive features that make Nash a car of distinction!



**THE STATESMAN 4-DOOR SEDAN**


In the brilliant new Nash Statesman, there's room galore . . . superb new power . . . and even greater standards of economy that continue a long time Nash tradition.

### NEW "LE MANS" DUAL JETFIRE ENGINE




Named in honor of its two successive victories over all American competition in the grueling Le Mans, France, 24-hour "Grand Prix D'Endurance," this great engine is a dual carburetor, high-compression (8 to 1) powerhouse. In the Le Mans race, the Nash Dual Jetfire engine did not use a drop of oil or water during the entire 2190 miles, while averaging 51.5 mph. The custom-power Le Mans Dual Jetfire engine is optional extra on the 1953 Nash Ambassador.

### SUPER JETFIRE ENGINE



Standard in the Ambassador series is the famous Super Jetfire engine valve-in-head powerplant. With a 7-bearing, 100% counterbalanced crankshaft, it brings a complete new conception of performance to American motorists. Yet—with all its power and acceleration—the Super Jetfire engine is so efficient that owners report amazing gas mileage under all driving conditions.

### NEW POWERFLYTE ENGINE



Brand new DuoFlo carburetor . . . new high compression (7.45 to 1) . . . new "High-Lift" camshaft and scores of other improvements bring you thrilling performance with 22% greater "passing" acceleration and amazing gasoline economy. Until you put a new Nash Statesman Powerflyte engine to the test, you'll never believe a car so big and so luxurious can be so economical to drive.


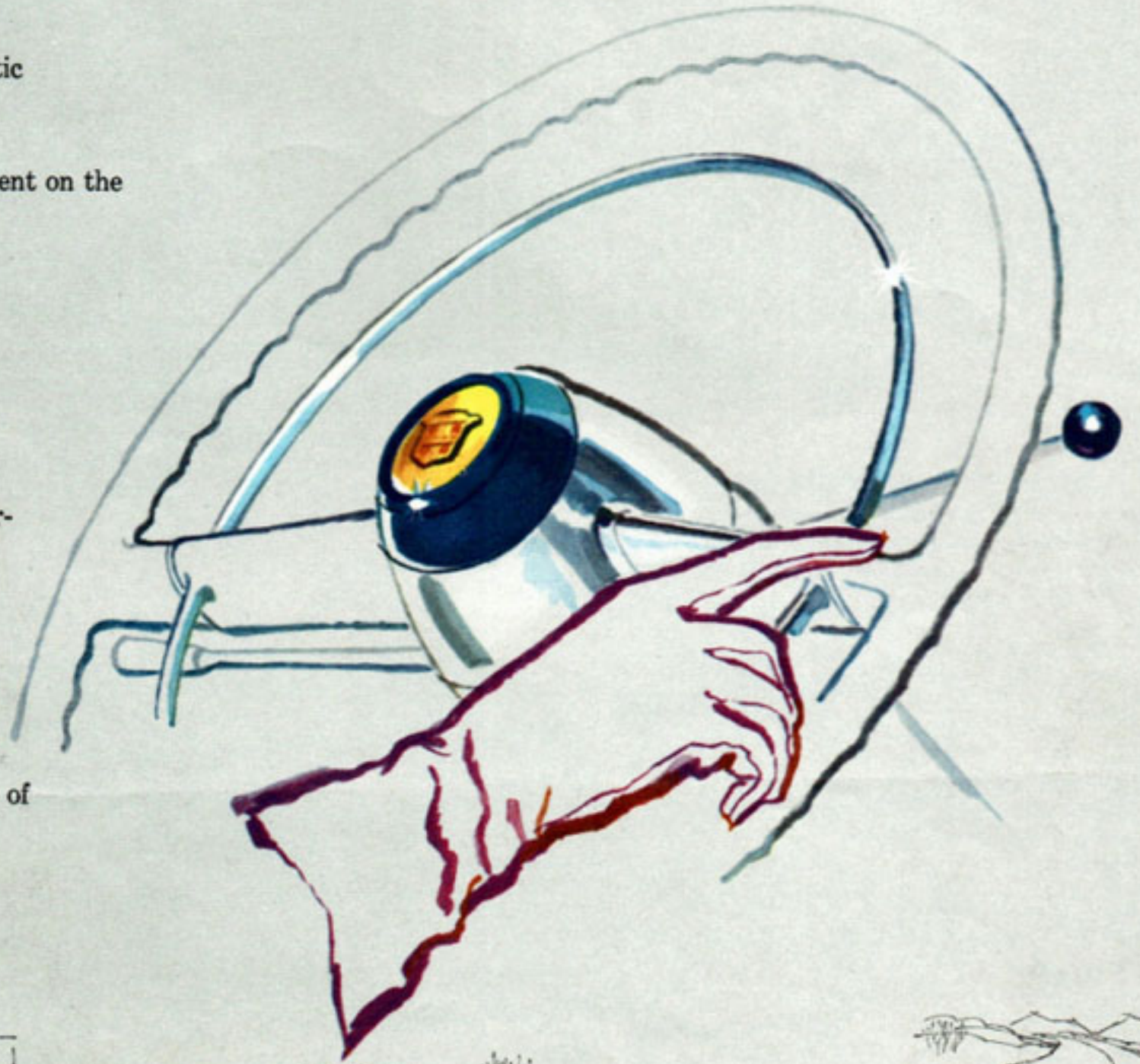
**3 Great Engines**  
FOR THE WORLD'S  
MOST BEAUTIFUL CARS!

# New Nash Power Steering

The "next best thing to an automatic pilot"—Nash Power Steering is now available as optional equipment on the Ambassador Airflyte for 1953.

Traveling, turning or parking, this new kind of steering takes the work out of driving—yet you still keep the "feel of the road"—you're still in command. Nash Power Steering removes approximately 75 per cent of the effort from steering.

Even when at rest the front wheels may be turned through their entire range by only the slightest pressure of one hand. You'll say your Nash is reading your mind!



Parking is as easy as "spin the plate"—just twirl the wheel with one finger and glide right in to the tightest space.




Rough roads? Power Steering smooths out road shock, but you still keep the normal "road-feel" to control the car.



Around the curves and hairpin turns, you'll get a gentle, but firm "assist" to keep you true on course.

## YOUR CHOICE OF 3 TRANSMISSIONS INCLUDING Dual Range Hydra-Matic Drive

Yes, Nash gives you your choice of "all three"—Standard Synchronesh Transmission or, optional at extra cost, Automatic Overdrive or Dual-Range Hydra-Matic Drive with exclusive Nash Selecto-Lift starting. Choose the transmission that best suits your personal pleasure or the type of driving you usually do. Your Nash dealer will be glad to help you in your selection.




# Exclusive in the World's Most Beautiful Cars

When you buy a Nash Airflyte, you get the most beautiful, the most spacious, the most comfortable car money can buy. You get performance second to none and what experts call "the finest shock-proof ride in the world today." But, in addition, you enjoy exclusive modern features that no other car in the world can offer.



**Twin Beds!** The famous Nash feature that has made this the favorite car of sportsmen—travelers—vacationists. Twin Beds make up out of the soft seats and seat backs in a jiffy. Optional extra in both series.

**New Double Airliner Reclining Seats!** Permits passengers to doze the miles away while someone else drives. Adjustable to any of five comfortable positions. Optional.



**Airflyte Construction!** The newer, better way to build an automobile. Body-and-frame one integral unit—stronger, safer, twice as rigid—lastingly free of body-bolt squeaks and rattles.

**New Airflex Suspension**—possible only with Airflyte Construction—cushions road shocks—gives new handling ease—utilizes the Airflyte body to absorb shocks and road-noise.



## Nash Ambassador Specifications Nash Statesman

**BODY:** Airflyte Construction—Bonderized for rust protection. Wheelbase, 121 $\frac{1}{4}$  in. Overall length, 209 $\frac{1}{4}$  in. Width, 78 in. Loaded height, 62 $\frac{1}{4}$  in. Front tread, 55 $\frac{1}{2}$  in., rear 60 $\frac{1}{2}$  in. Road Clearance 8 in. at rear axle.

**MECHANICAL:** Overhead valve Super Jetfire engine. 6 cylinders, 252.6 cu. in. 120 HP. 7.3:1 compression ratio. Optional 140 HP Le Mans Dual Jetfire engine has dual carburetion and 8:1 aluminum head. Seven-main-bearing crankshaft. Direct-Draft horizontal carburetion. U-Flex lower oil control ring. Integral Iso-Thermal intake manifold. Airflex front suspension. Coil springs, all four wheels. Torque tube drive. Duo-Servo hydraulic brakes. Optional Nash Power Steering. Three transmission choices: Dual-Range Hydra-Matic, Automatic Overdrive, Standard Syncromesh. 7.10 x 15 tires. 20 gal. fuel tank.

**EQUIPMENT:** (Extra Cost) Le Mans Dual Jetfire engine. Nash Power Steering. Weather Eye Conditioned Air System. Airliner Reclining Seats and Twin Beds. Dual-Range Hydra-Matic. Automatic Overdrive. Duo-Coustic radio. White sidewall tires. Solex glass. Special leather-and-needlepoint trim, Country Club model. Custom models include foam cushions, needlepoint-and-homespun upholstery combinations, electric clock, directional signals, chrome wheel discs, courtesy lights, front and rear. Custom Country Club model also includes specially tailored interior.

**BODY:** Airflyte Construction—Bonderized for rust protection. Wheelbase, 114 $\frac{1}{4}$  in. Overall length, 202 $\frac{1}{4}$  in. Width, 78 in. Loaded height, 61 $\frac{1}{4}$  in. Front tread, 55 $\frac{1}{2}$  in., rear 59 $\frac{1}{4}$  in. Road clearance 7 $\frac{1}{2}$  in. at rear axle.

**MECHANICAL:** New 100 HP Powerflyte engine. L-head, 6 cylinders, 195.6 cu. in., and 7.45:1 compression ratio. New Duofo carburetor. Integral Iso-Thermal intake manifold. U-Flex lower oil control ring. Airflex front suspension. Coil springs, all four wheels. Torque tube drive. Two-shoe self-centering brakes. Three transmission choices: Dual-Range Hydra-Matic, Automatic Overdrive, Standard Syncromesh. 6.70 x 15 tires. 20 gal. fuel tank.

**EQUIPMENT:** (Extra Cost) Weather Eye Conditioned Air System. Airliner Reclining Seats and Twin Beds. Dual-Range Hydra-Matic. Automatic Overdrive. Duo-Coustic radio. White sidewall tires. Solex glass. Special leather-and-needlepoint trim, Country Club model. Custom models include foam cushions, needlepoint-and-homespun upholstery combinations, electric clock, directional signals, chrome wheel discs, courtesy lights, front and rear. Custom Country Club model also includes specially tailored interior.

NASH MOTORS, DIVISION OF NASH-KELVINATOR CORP., DETROIT, MICH. RESERVES THE RIGHT TO MAKE CHANGES AT ANY TIME, WITHOUT NOTICE, IN SPECIFICATIONS, PRICES OF MODELS, AND ALSO TO DISCONTINUE MODELS.

COMPTON MOTORS, INC.  
2307 Big Bend Road  
PHONE Highland 444-42