


F O R D 1 9 9 2

Taurus





The new Ford Taurus is the product of our ongoing efforts to perfect the two single most important arts that have created one of the most successful automotive nameplates in history.

One is the art of design. And the other is the art of listening. Both are of equal importance. Because we know from long experience that only by listening to what our customers tell us about our products can we fully understand what it takes to design our products better.

The new 1992 Taurus. It is what naturally emerges when world-class automotive design evolves to even greater heights of excellence.






Striving always to make our product better. Continuous improvement. This is the cornerstone of the Ford design philosophy that has guided the evolution of the Ford Taurus.

At its introduction, Taurus was hailed as an automotive breakthrough, the design leader which was to go on to win more major awards than any other car in its class.

As this award-winning, world-class design has evolved, a steady stream of improvements has come in response to the ever growing needs of our customers, culminating today in the new Ford Taurus for 1992.

This Taurus is improved not only in design but in ride comfort as well. More than ever, Taurus is a product of our commitment to high quality and owner satisfaction.

The evolution continues.





THE NEW FORD
TAURUS FOR 1992:
THE NEXT STAGE
IN THE EVOLUTION
OF AMERICA'S
DESIGN LEADER.

Ford Taurus for 1992 is the achievement of evolution, the development of a successful design into something better.

We have made the modern Taurus design more contemporary. And more efficient: a lower .32 coefficient of drag makes this the most aerodynamic Taurus sedan ever.

The interior, too, is more contemporary. And more ergonomic for greater driver and passenger comfort.

Above all, we expect the 1992 Taurus to possess the high level of quality to travel alongside anything in its class, domestic or import.

New two-sided galvanized steel side body panels, for example, provide improved corrosion protection.

Numerous fit and finish refinements have been made, inside and out.

And especially important, Taurus is built with quality components and state-of-the-art assembly facilities, to help ensure that the product coming off the line has the high quality that we have designed into it.

Significant, too, are the extensive measures we have taken to make the '92 Ford Taurus a quieter riding car.


In the Taurus lineup you have four models to choose from: L, GL, LX, and SHO.

The Taurus LX (above) is richly appointed, as you'd expect a fine touring sedan to be. And it's equipped with variable power-assist speed-sensitive steering, an exclusive LX feature. An anti-lock brake system is available.

Like every Taurus, the LX features a standard driver air bag supplemental restraint system. And for the first time in Taurus, you can order for the right front passenger the added protection of this state-of-the-art safety device.*

The Taurus LX touring sedan in Caribbean Green Clearcoat Metallic. Exterior standard features include cast aluminum wheels and front cornering lamps. The special lower body-side cladding not only resists stone chipping, but also helps reduce wind turbulence. Some equipment shown is optional.

*See your Ford Dealer for availability.



THE NEW TAURUS:
DESIGNED TO BE
A FINE DRIVER'S
CAR AS WELL AS
A COMFORTABLE
PASSENGER CAR.

Interior design of "world class" stature achieves high marks not only for overall passenger comfort, but for driving enjoyment as well.

Looking at the Taurus' new ergonomic layout, you can see that it's smoothly contoured, pleasing to the eye. And well integrated, with a new "flow-through" theme blending the restyled instrument and door panels.

It's when you get into the fine details, however, that you really begin noticing how much effort has gone into making Taurus such a pleasure to drive.

Ergonomic convenience is clearly evident in the driver-oriented instrumentation.

The controls, easily identifiable by touch, are easy to reach and require minimal effort. A simple turn of the hand is all that's needed to operate the rotary climate and headlamp controls.

Among the stereo system improvements is a remote module with volume, memory and seek controls on the instrument cluster.

And the cluster has a new blue-green lighting, which consumers told us provides better night visibility.

Door armrests are wider and flat for better support. Optional power window/lock buttons are larger and emit a jewel of light when the ignition is on. The driver's power window with "express-down" feature lowers completely at the single touch of a button.

Last year we made electric remote-control mirrors standard on every Taurus. And this year we've given them tinted glass to reduce annoying glare, day and night.

Continuous improvements down to the smallest detail: You'd expect this from a "customer-driven" company.

The Taurus LX instrument panel, shown in Opal Grey. Some equipment shown is optional.

Among the many standard features in Taurus LX are air conditioning, power side windows with new "express-down" feature, power door locks, the auto-lamp on/off delay system, the illuminated entry system, remote-control decklid (sedan)/liftgate (wagon) and fuel door releases, and automatic parking brake release. A tachometer plus warning lights for door ajar, low brake fluid, low washer fluid, low oil level, low fuel, and running lamp out are included in the standard diagnostic instrument cluster.



QUIET COMFORT.
IT'S A SOUND OF
QUALITY YOU WILL
ESPECIALLY ENJOY
HEARING IN THE
NEW TAURUS.

The more contemporary aerodynamic shape. The redesigned, more ergonomic interior. The added comfort and convenience features. The numerous fit and finish refinements, inside and out.

There are so many things you can see that have gone into making the new Taurus a better automobile.

And there are other fine features, equally important, that you can't see. Among them is an attribute which we are especially proud of: Ride quality.

Excellent ride comfort has always been one of Taurus'

most remarkable features. But to get the full sense of how much improved Taurus for 1992 is, first-hand experience behind the wheel of one in motion is a must.

For a smoother, quieter ride, we gave the 4-wheel independent suspension system double-isolated struts with retuned valving and strut dampers.

And other chassis refinements were made, such as the redesign of the anti-sway bar for improved ride.

Taurus engines, through component refinements, are quieter. And so are the more


efficient manual and electronic air conditioning systems. And with improved aerodynamics, Taurus moves more easily through the air, reducing wind noise.

In our avid pursuit of a quieter ride, we even went so far as to increase the rear license plate attachment bolts from two to four to help prevent rattling.

In this quieter and more relaxing environment, you will enjoy even more the roominess and comfort of the world-class interior design of one of America's premier mid-size cars.

The luxurious Taurus LX interior in Opal Grey. Some equipment shown is optional.

The LX touring sedan for 1992 features cloth reclining front bucket seats (leather seating surfaces are available) with floor-mounted shift. The full center console has a flip-up padded armrest, rear courtesy lamp, storage bin with cup holder and removable mat with depressions for beverage containers. For six-passenger seating, order the split bench seat (included in the Taurus LX wagon), available in standard cloth or optional leather seating surfaces.



THE PERFECT
 COMPLEMENT TO
 A SUPERB DESIGN:
 ENGINEERING
 THAT IS PRECISE
 AND RESPONSIVE.

Carefully balanced ride and handling is an important suspension feature we always work at improving.

In the new Taurus we've added double-isolated struts and made other ride-quality refinements to the 4-wheel independent suspension.

The sedan model features the efficient MacPherson strut system all around. The struts are gas-pressurized for a smooth, controlled ride.

And the wagon model has a "short/long arm" (SLA) rear system designed to satisfy its special space, load and handling requirements.

4-wheel disc brakes with anti-lock brake system (ABS) are optional in L, GL and LX and standard in SHO.

By "pumping" the brakes up to 10 times per second, ABS prevents braking-induced wheel lockup, thereby helping you come to a smooth, straight stop.

Resilient 5-mile-per-hour polycarbonate bumpers not only help provide protection, but are also designed to manage the flow of air around and under the car for aerodynamic efficiency.

Tires have all-season tread for year-round traction. For 1992, they've been retuned for improved smoothness and quietness.

Taurus steering systems are designed to respond precisely to driver commands.

Power-assist rack-and-pinion steering, standard in L, GL and SHO, features a 16.1:1 steering gear ratio for quick responsiveness.

The Taurus LX model is equipped with a variable power-assist speed-sensitive steering system. Controlled by computer, it provides more power assist for low-speed maneuvers such as parking, and gradually decreases power assist as speed increases for a firmer feel of the wheel.

Power rack-and-pinion steering features a quick-response 16.1:1 steering gear ratio. Taurus LX is equipped with a computer-controlled, variable power-assist speed-sensitive system.

The 4-speed automatic overdrive transaxle (AXOD-E) is controlled by computer for smooth, quick shifting. AXOD-E now has a brake-shift safety interlock: You cannot shift out of "Park" unless your foot is on the brake.

Taurus engines are equipped with multi-port sequential electronic fuel injection for state-of-the-art fuel metering precision. Fuel delivery, the mixing of fuel and air, and ignition timing are among the many functions governed by the EEC-IV computer.

State-of-the-art technology contributes to Taurus' excellent overall performance.

Sequential electronic fuel injection (SEFI) releases fuel to each cylinder precisely and efficiently with the engine's spark firing order.

Fuel metering is one of the many operations governed by the sophisticated EEC-IV computer, which fine-tunes the engine to the requirements of the moment.

The 3.0L and 3.8L V-6 engines feature an electronically controlled 4-speed automatic overdrive transaxle for smooth and quick shifting.

MacPherson struts are double-isolated to help reduce noise and vibration. Nitrogen gas-pressurized, they help maintain consistent hydraulic fluid pressure for a smooth and controlled ride. In the sedan, the rear struts are as far outboard and as low as possible, contributing to the 17.9 cu. ft. of trunk space. The wagon's SLA independent rear system allows for a lower load floor and more cargo space. And it delivers sedan-like ride and handling, with or without a full cargo load.

Front-wheel drive (FWD) places the weight of the engine over the driving wheels for extra traction. FWD also eliminates the driveshaft tunnel for added foot room.



WE HAVE MADE
 AMERICA'S LEADER
 IN WAGON
 DESIGN BETTER
 THAN EVER. THE
 NEW '92 TAURUS.

Taurus, America's leader in wagon design, outsells every other wagon year after year. And for 1992, it's even better.

The Taurus Wagon is more stylish with its new front end design. Inside, it is more contemporary, more ergonomic, and quieter (see the features on pages 9 and 11). What's more, there's a new right front passenger air bag option.*

Taurus Wagon is impressive in its practical features, too.

The maximum 81.1 cu.-ft. cargo compartment is the result, in part, of the rear suspension design. Equipped with helical coil springs and

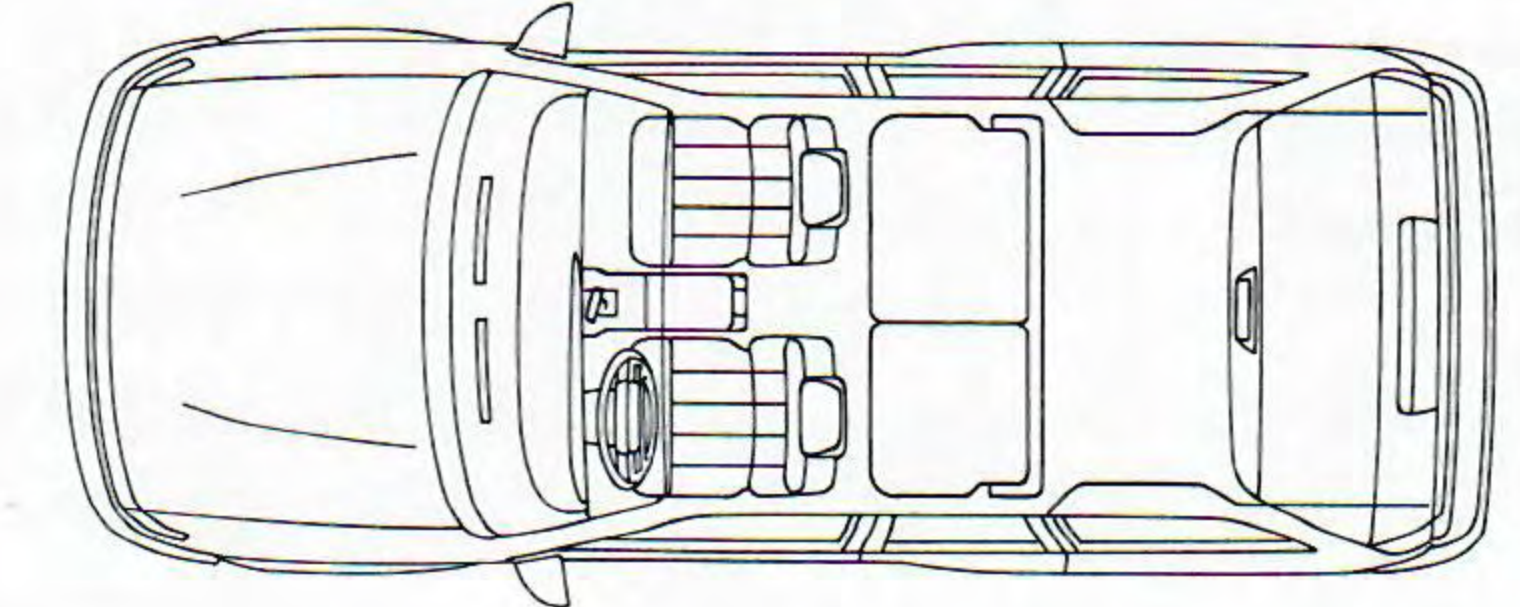
with its shocks outboard of the frame rails, the unique short/long arm (SLA) independent rear system allows for a lower and wider load floor, thereby providing more usable cargo space.

Taurus has a versatile 60/40 rear seat, cargo tie-downs (a net in LX), 2-way liftgate (raise the entire liftgate or just the window), a roof rack with crossbar and tie-downs, plus a lockable under-floor compartment.

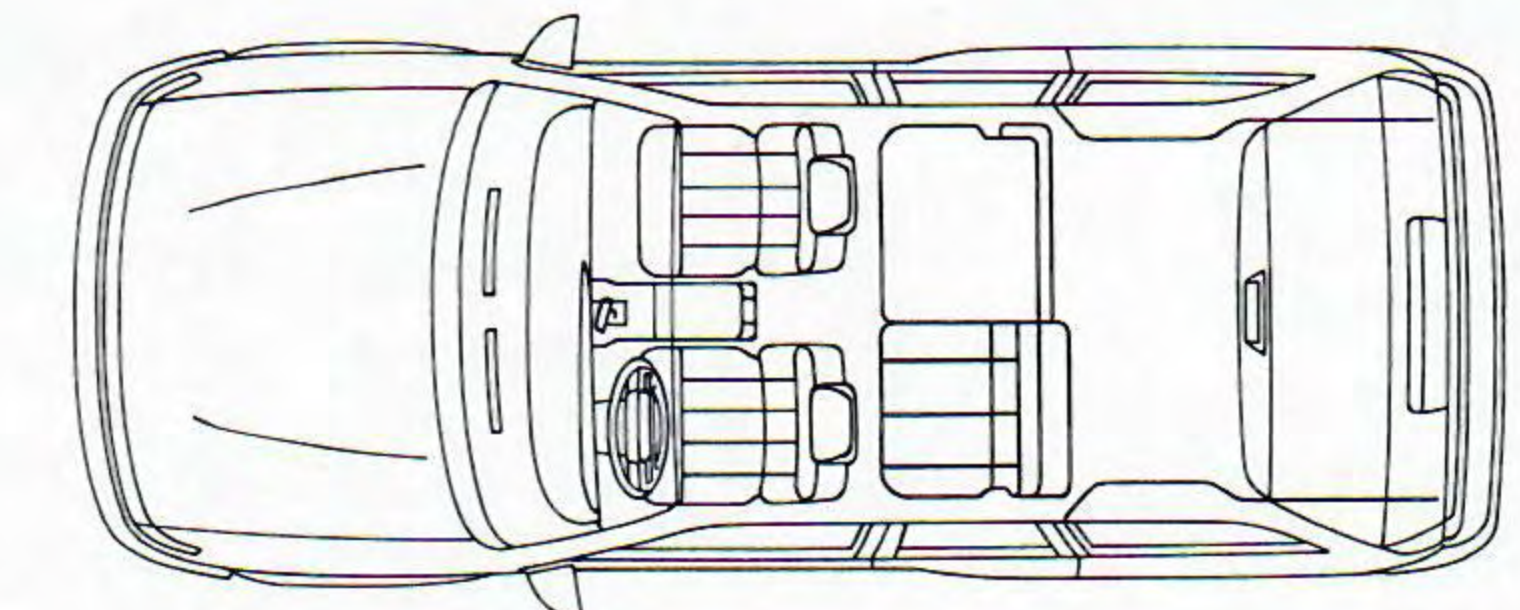
In an aerodynamic, roomy Ford Taurus Wagon, enjoy sedan-like style and ride. And excellent utility, too.

*See your Ford Dealer for availability.

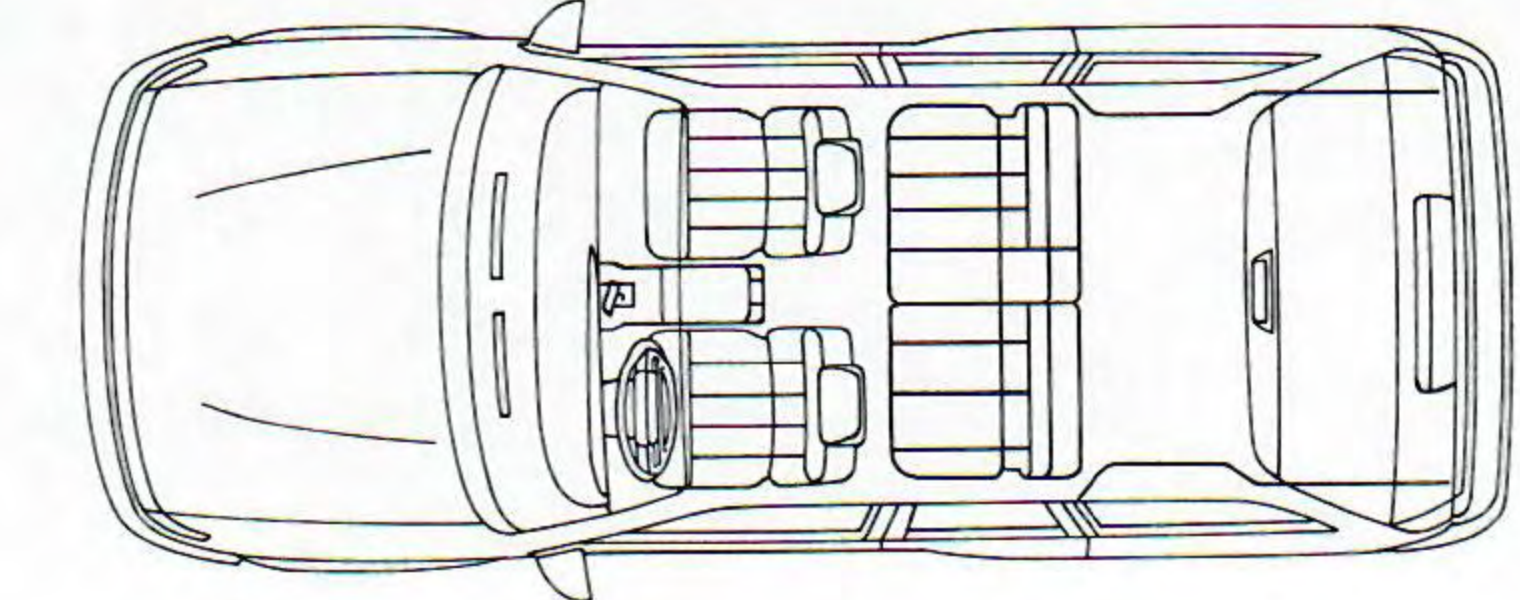
Taurus LX Wagon in Opal Grey Clearcoat Metallic. Some equipment shown is optional.



With both seat backs lowered you have 81.1 cu. ft. of cargo space with a flat load floor.



Depending on which seat back you lower, you have room for one or two passengers.



Both rear seat backs raised give full passenger capacity plus 45.7 cu. ft. of cargo space.



THE NEW 1992
TAURUS L AND GL:
PROOF THAT THE
AVERAGE FAMILY
CAN TRAVEL
WORLD CLASS.

Our popular Taurus L and GL models have, over the years, brought world-class design features to families all across America. This year, improved design and ride comfort make their family values stronger than ever.

Choose a Taurus L or GL in sedan or wagon style. Both provide 6-passenger seating and a passenger volume index of 100 cu. ft.

The sedan has a 17.9 cu.-ft. deep-well trunk, nearly a cubic foot more than before. The versatile wagon (page 15) provides cargo space from 45.7 to 81.1 cu. ft.

Underlying Taurus' solid value, too, are features of outstanding design strength.

The polycarbonate bumper system, for example, is designed for 5-mph impact resistance (twice the 2-1/2 mph Federal standard) as well as for aero efficiency.

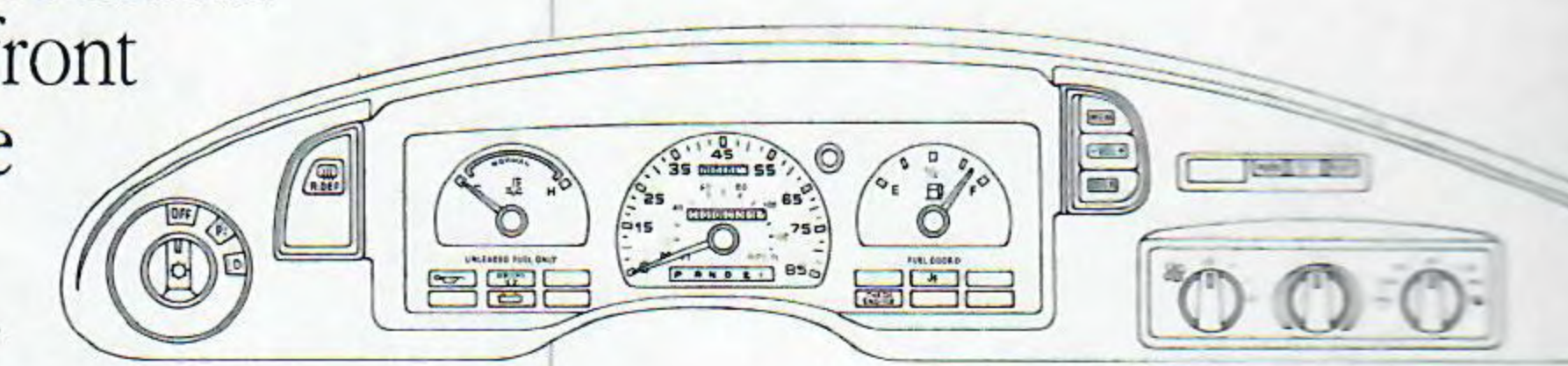
Another is seat design. High-density foam pads, in areas needing extra support, distribute contact pressure evenly for greater comfort. Flex-o-lator springs help provide lower back support.

Taurus L and GL are powered by a multi-port EFI, computer-controlled 3.0L V-6

with electronic 4-speed automatic transaxle (a 3.8L V-6 is optional in the GL). They come with a driver air bag supplemental restraint system (right front passenger side air bag available*), power-assisted brakes (or optional 4-wheel anti-lock disc brakes), front seat back recliners, AM/FM stereo, electric remote control mirrors, and a lot more.

And with the GL Preferred Equipment Package 204A (see pages 26-27), you get Taurus value at its very best.

Taurus GL Sedan in Medium Cranberry Clearcoat Metallic and GL Wagon in Oxford White. Some equipment shown is optional.



Design strength is a major part of Taurus' great value, as you can see in the redesigned ergonomic instrument cluster. The instruments are legible, properly sized and positioned. For the driver's convenience, a separate module for stereo volume, seek and memory controls is right on the instrument cluster.

*See your Ford Dealer for availability.

THE NEW TAURUS.
 "CUSTOMER-DRIVEN"
 IN QUALITY, SAFETY,
 STYLE AND COMFORT.
 EVERYTHING YOU'D
 EXPECT IN AMERICA'S
 DESIGN LEADER.

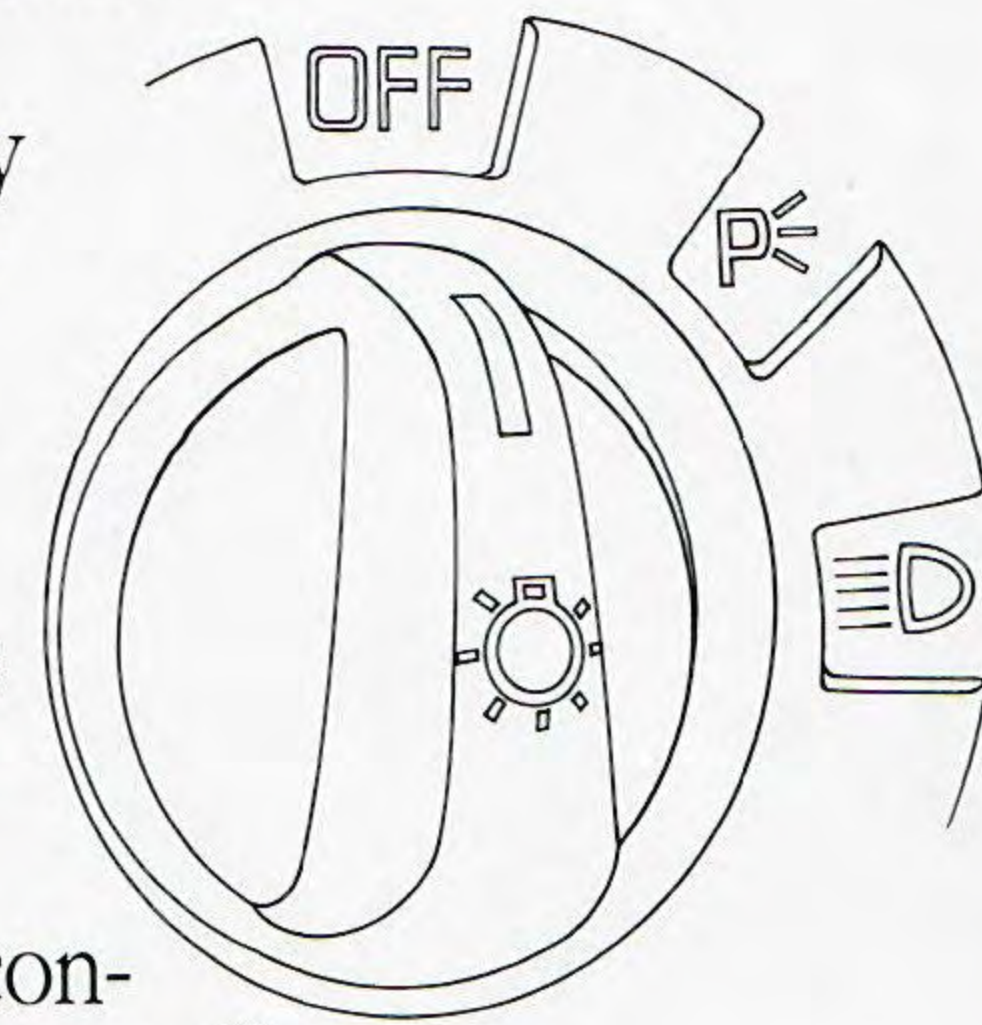
Features that help make driving more comfortable, more enjoyable, and more assuring — they are what you'd expect from a company that's as totally committed to satisfying your needs as Ford.

Shown here are just some of the many comfort and convenience items you'll find on Taurus' long list of standard and optional equipment (detailed on page 27).

Taurus for 1992 offers an optional right front passenger air bag supplemental restraint system (see your dealer for availability) to go along with the standard driver air bag.

There are stereo systems with more features and better ergonomics; power locks and windows with lighted controls; power driver's window with new "express down" feature; and so many others.

Here at Ford, we are always looking for ways to improve our products — in quality and safety, style and comfort. The term we use for this is "customer-driven."



The driver has a separate stereo control module (volume, seek, memory) on the instrument cluster.



Optional power windows/locks now have lighted controls. Driver's window has new "express-down" feature.



Optional electronic control air conditioning is redesigned for greater efficiency and comfort.



Variable speed settings to match varied conditions are a feature of the standard interval wipers.



The standard tilt steering column can be adjusted to suit individual driver needs.



The security delayed dome lamp keeps the interior lighted for several seconds after the door is closed.



Coin and cup holders are among the many conveniences you'll find in Taurus.



The standard electric remote outside mirrors are now tinted to reduce annoying glare.



A remote liftgate release is now available along with the fuel filler door release in the wagon model.



The center console (with bucket seats) has a storage bin plus provision for holding beverage containers.



A convenient cargo tie-down net is standard in Taurus LX and SHO.



The rear-facing third seat, ideal for two children, is an optional feature in all Taurus wagons.

THIS AMERICAN-
BUILT, WORLD-
CLASS SPORT
SEDAN TRAVELS
EASILY ALONGSIDE
EUROPE'S FINEST.

In a Taurus SHO, you're traveling easily and confidently in the company of the world's finest high-performance sport sedans.

This is real world-class performance, delivered by a 24-valve, dual overhead cam V-6 equipped with state-of-the-art sequential electronic fuel injection and teamed with a smooth and precise-shifting 5-speed manual transaxle.

Displacing 3.0 liters and putting out 220 hp @ 6,200 rpm (SAE rating), the Super High Output (SHO) V-6 has

one of the highest ratios of power to displacement among normally aspirated engines. And its 200 ft.-lbs. of torque @ 4,800 rpm generate responsive acceleration in the low- and mid-speed ranges.

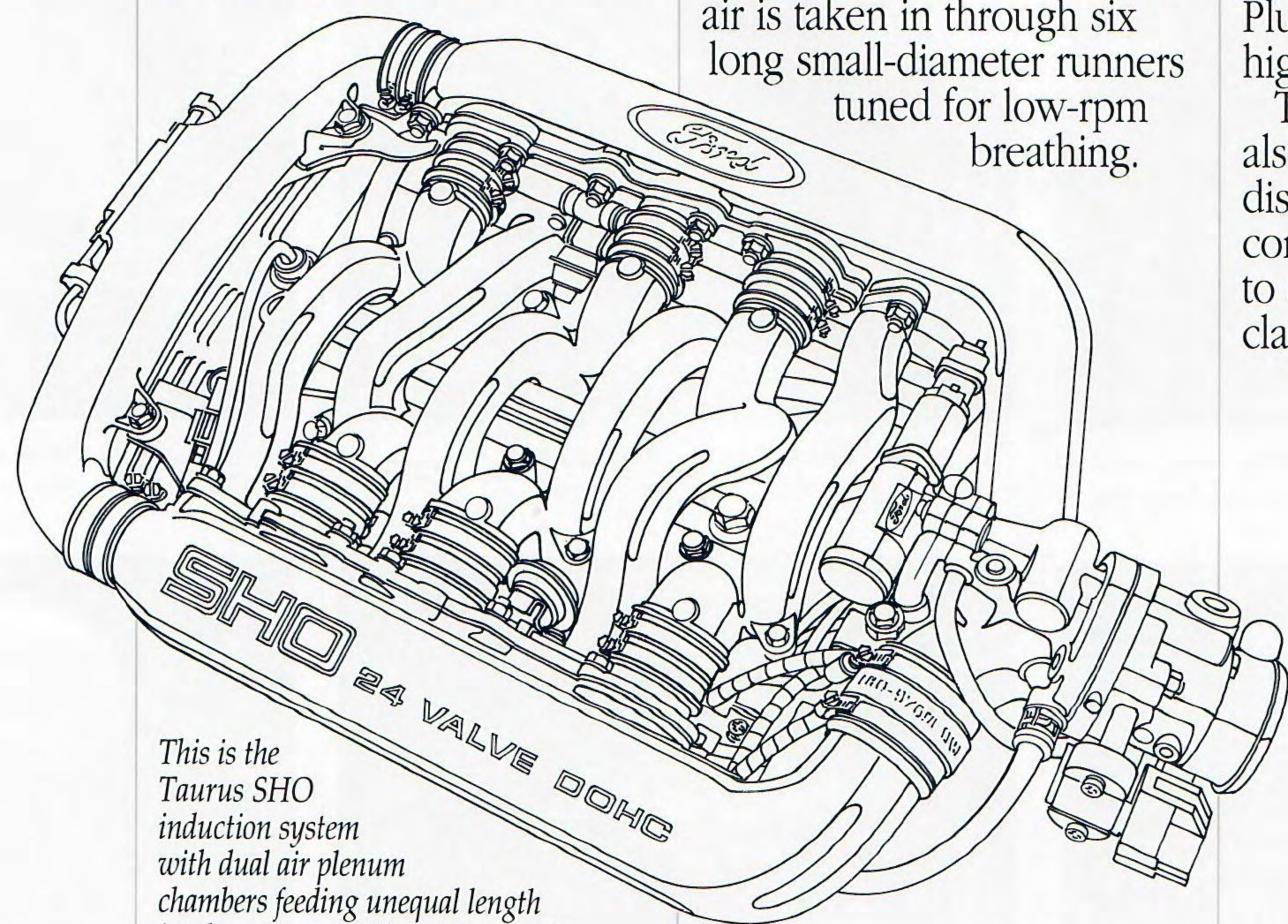
The 24-valves, four per cylinder (two for intake and two for exhaust actuated by dual overhead camshafts) promote high-flow/velocity breathing and rapid-burn combustion. And their lightweight design and low-tension springs enable the SHO engine to run effortlessly at high rpm. Below 4,000 rpm, air is taken in through six long small-diameter runners tuned for low-rpm breathing.

Above 4,000 rpm, where the engine needs more air, valves open and let in additional air through six short large-diameter runners.


This dual plenum chamber design combines with the racing-type DOHC, multi-valve arrangement to deliver exceptional performance over a broad range of driving conditions.

Power, however, is only a part of the total performance equation. You'll find quite impressive also the sophisticated 4-wheel independent handling suspension system. Plus SHO's unique 16-inch high-performance radials.

Taurus SHO is equipped also with 4-wheel power disc brakes and a computer-controlled anti-lock system to complement its world-class power and handling.

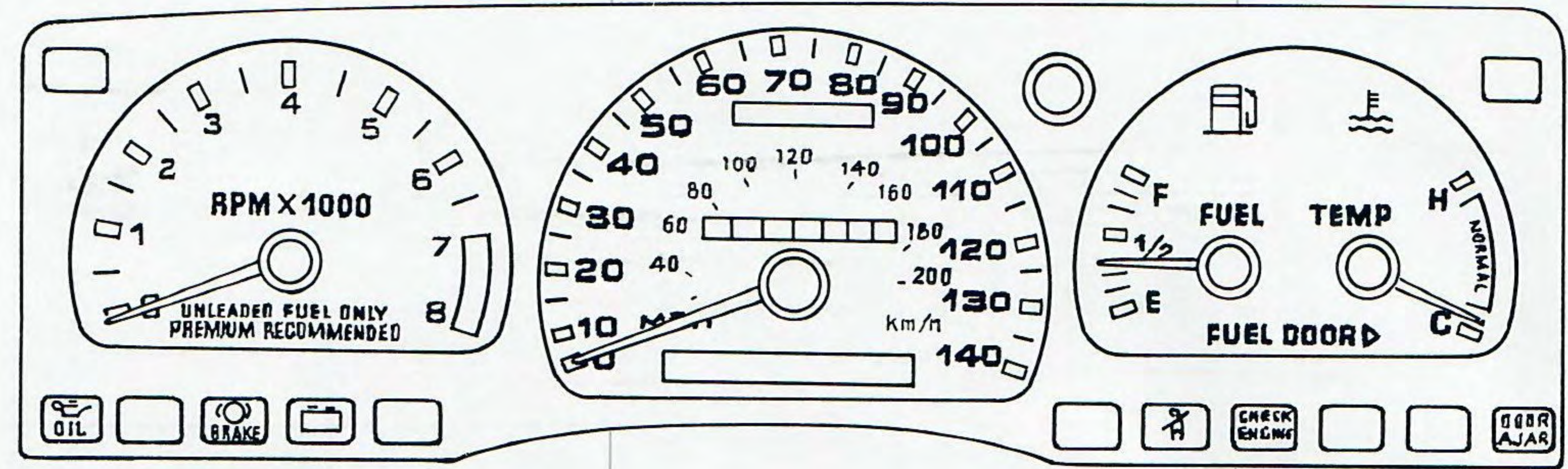


This is the Taurus SHO induction system with dual air plenum chambers feeding unequal length intake runners, with one long and one short runner per cylinder. This design allows tuning the intake pulses for both low and high rpm. Each chamber serves all six cylinders, with the longer of its three runners reaching across the intake valley.



The Taurus SHO in exclusive Ultra Red Crimson Clearcoat. Some equipment shown is optional.

THE COMFORT OF
THE NEW SHO
INTERIOR IS JUST
AS IMPRESSIVE AS
THE WORLD-CLASS
PERFORMANCE.



In the Taurus SHO, world-class performance doesn't begin and end with power, handling and braking.

You will fast discover that the Taurus SHO's redesigned ergonomics and the sport sedan appointments are not only natural extensions of its superb engineering, but are also natural complements to the high driving enthusiasm you bring to the road.

Even before you're seated, you can sense that Taurus SHO is a car meant for those who take the enjoyment of driving seriously.

The sport bucket seats are designed to promote proper posture. They provide firm and supportive comfort, and they're body-contoured to help hold you in position when cornering.

The seat backs recline, have 4-way adjustable head restraints plus power-adjustable side and back bolsters.

The driver's seat is also equipped with 6-way power adjustment (up and down; forward and back; tilt forward and back).

Between the seats is a full console with flip-up padded armrest and storage bin.

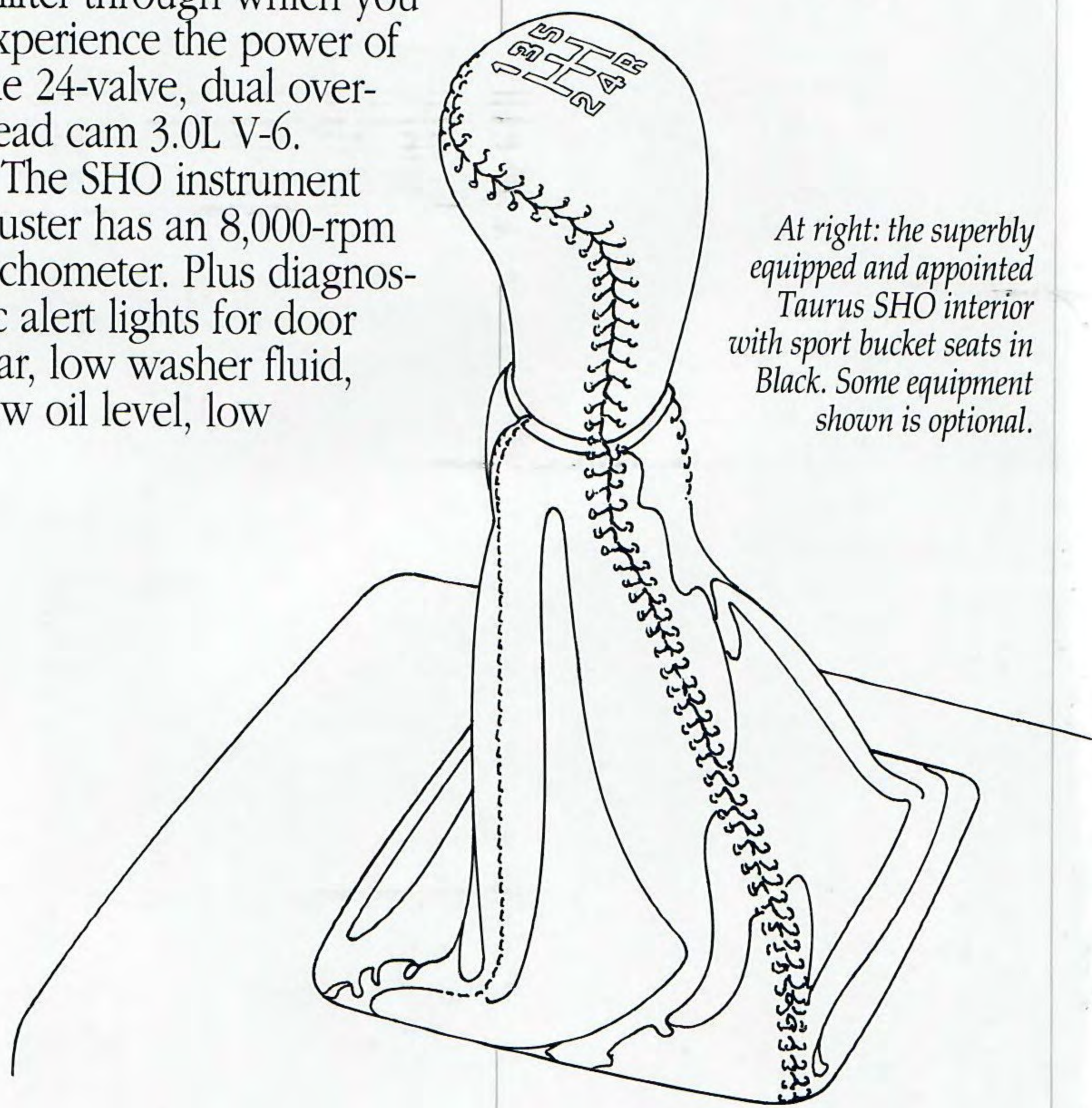
And close at hand is the smooth, precise feel of the improved 5-speed manual shifter through which you experience the power of the 24-valve, dual overhead cam 3.0L V-6.

The SHO instrument cluster has an 8,000-rpm tachometer. Plus diagnostic alert lights for door ajar, low washer fluid, low oil level, low

brake fluid, low fuel, headlamp or taillamp out.

Also standard are speed control, a leather-wrapped steering wheel, power windows and door locks, the High-Level Audio System, and much more.

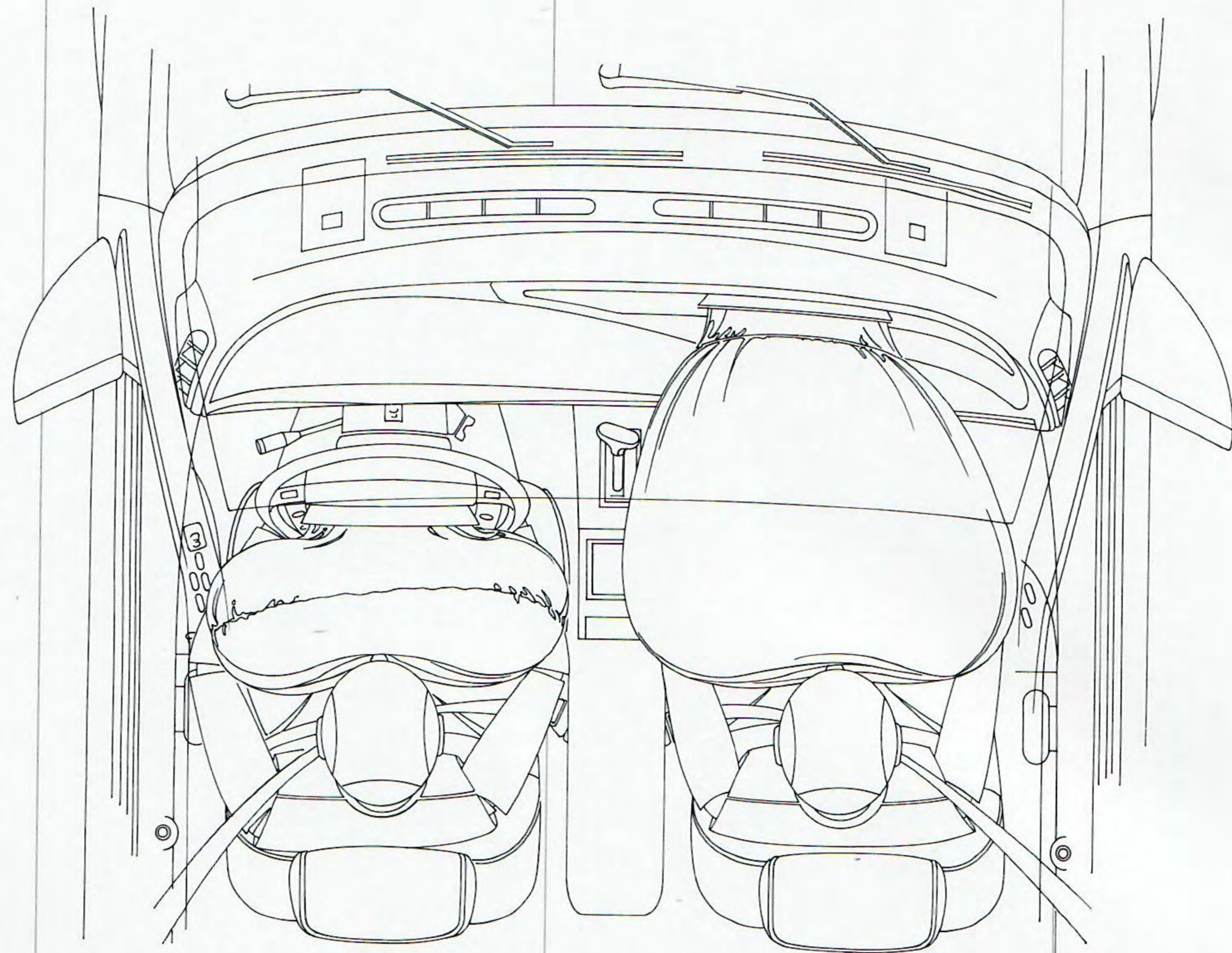
And included in the Taurus SHO Preferred Equipment Package are the keyless entry system (shown and explained on page 26) plus the electronic climate control air conditioning system.



At right: the superbly equipped and appointed Taurus SHO interior with sport bucket seats in Black. Some equipment shown is optional.



WE CAN DESIGN
AND EQUIP OUR
CARS FOR SAFETY.
BUT THE MOST
EFFECTIVE SAFETY
FEATURE IS YOUR
DRIVING SKILL.



We want you and your passengers to enjoy riding in the new Taurus. But even more than this, we want you to ride as safely as possible. Taurus is not only designed to help protect you in an accident, but is engineered to help you to avoid one.

OCCUPANT SAFETY

This term is concerned with how we design our cars to protect you in the event of an accident.

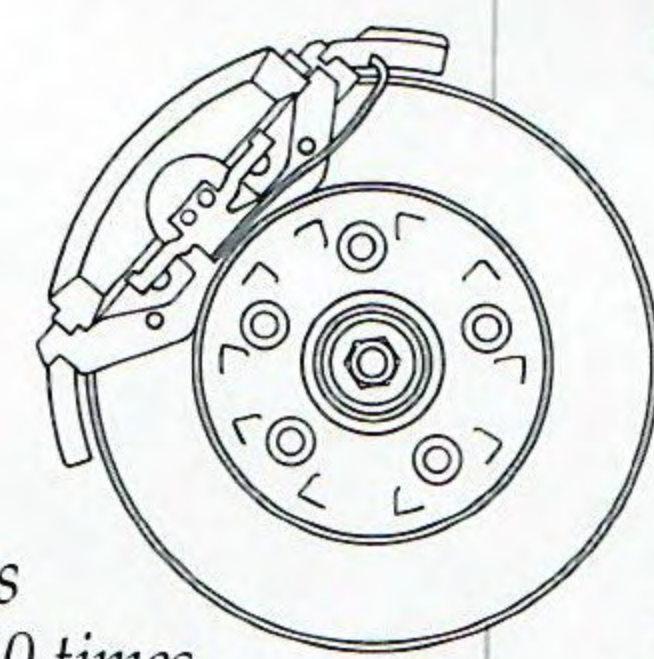
From its overall body structure to many of its individual design components, Taurus is developed and exhaustively tested with safety as a primary concern.

Some features you might never associate with safety, like the energy-absorbing armrests that are designed for impact protection.

A driver air bag supplemental restraint system is standard in every Taurus. Now this state-of-the-art safety device is available for the right front passenger (see your Ford Dealer for availability).

And then there are the much more obvious safety features, such as the driver-side air bag supplemental restraint system, standard in every Taurus model, and the new air bag option for the right front passenger.

From initial impact to full deployment, the air bag inflates in less than 1/10 of a second. And it



The computer-controlled anti-lock brake system (ABS) pumps the brakes up to 10 times per second whenever braking-induced wheel lockup is detected. ABS can help bring you to a smooth, straight stop. It's optional in Taurus L, GL and LX, and standard in SHO.

begins to deflate in just a fraction of a second.

Remember always that the air bag is intended to supplement, not replace, the lap and shoulder safety belt system, which helps protect you in all types of impacts.

OPERATING SAFETY

This term applies to how well your car is engineered to help you avoid an accident, with suspension and steering systems designed for handling control, with brakes that can stop you quickly and smoothly.

Today's technology can bring you systems such as 4-wheel anti-lock disc brakes. But to avoid an accident, it's ultimately up to you to make the best use of your car's advanced engineering.

At right: Taurus LX Touring Sedan in Silver Clearcoat Metallic.



THERE'S A NEW TAURUS EQUIPPED TO SATISFY JUST ABOUT ANYONE'S PERSONAL OR FAMILY NEEDS.


There are a lot of ways to enjoy the Taurus driving experience. It's just a matter of choosing and equipping the Taurus model that best suits your needs and style.

There are four models, each with its own standard features list and a Preferred Equipment Package. These packages make ordering easy and offer a savings on select features.

Compared with the prices of the items if purchased separately, the savings are equivalent to getting certain items at no extra charge.

To further personalize your Taurus, choose from the selection of appearance, comfort and convenience options that are available separately, some of which are shown here.

Preferred Equipment Package features are subject to change over the year. So for the latest information, see your Ford Dealer.



(A) The keyless entry system allows the locking and unlocking of the doors without the use of a key. Includes the illuminated entry system, which illuminates the key bezel and activates the interior lights when an outside door handle is lifted.

(B) The 4-wheel disc anti-lock brake system helps provide smoother, more controlled stops under most conditions.

(C) The rear defroster clears the rear window of frost or mist.

(D) The Ford JBL Sound System (sedan model only) is engineered to deliver ultra high performance and sound fidelity. It features active crossovers, custom equal-

ization, electronic limiting, and includes eight JBL drivers in four locations. Bi-amplified, the Ford JBL system has two amplifiers producing a total of 145 watts of power.

(E) The power moonroof is a luxury option available on Taurus LX and SHO.

(F) The Audio Digital Disc System provides superb clarity and a wide dynamic range. It includes a locking opening, automatic and manual search modes, compression, and a random play feature.

(G) A combination rear window defroster and wiper/washer is available for the wagon model.

(H) Left to right: wheel cover; deluxe wheel cover; GL sparkle cast aluminum wheel; LX sparkle cast aluminum wheel; SHO sparkle spoke cast aluminum wheel.

PRODUCT CHANGES

Following publication of the catalog, certain changes in standard equipment, options, prices and the like, or product delays, may have occurred which would not be included in these pages. Your Ford Dealer is your best source for up-to-date information.

Ford Division reserves the right to change product specifications at any time without incurring obligations.

PREFERRED EQUIPMENT PACKAGES AND OPTIONS

Note: Package content is subject to change.
X = Included in package S = Standard O = Optional

	L 203A	GL 204A	LX 208A	SHO 211A
Comfort and Convenience				
Manual air conditioning	X	X	S	
Electronic climate-control air conditioning			O	X
Rear window defroster	X	X	X	S
Power door locks and power side windows (available individually)	O	X	S	S
Remote-control decklid (sedan), liftgate (wagon) and fuel door releases		X	S	S
6-way power driver seat		X	S	S
6-way power driver and passenger seats			O	O
Speed control	O	X	X	S
Light group: dual-beam map light; engine compartment light; dual courtesy lights under instrument panel; headlamps-on reminder chime		X	S	S
Leather-wrapped steering wheel			X	S
Keyless entry system			X	X
Power moonroof			O	O
Cargo tie-down net		X	S	S
Rear window wiper/washer (wagon)	O	O	X	
Cargo area cover (wagon)	O	O	X	
Load floor extension — "picnic table" (wagon)		O	X	
Rear-facing third seat (wagon)	O	O	O	
Floor mats, front and rear	O	X	X	S
Deluxe wheel covers with P205/65R15 tires		X		
Sparkle cast aluminum wheels with P205/65R15 tires		O	S	
Stereo Systems				
Electronic AM/FM stereo radio with cassette player	O	X		
High-Level Audio System		O	X	S
Ford JBL Audio System			O	O
Audio digital disc system (available with High-Level Audio System)		O	O	O
Power radio antenna			X	S
Performance				
3.0L SEFI V-6/electronic 4-speed automatic transaxle	S	S	S	
3.8L SEFI V-6/electronic 4-speed automatic transaxle (standard in LX wagon)		O	O	
3.0L SEFI DOHC 24-valve V-6/5-speed manual transaxle				S
Anti-lock brake system (with 4-wheel disc brakes)	O	O	O	S
Passenger-side air bag supplemental restraint system (see your dealer for availability)	O	O	O	O
Seating				
Cloth split bench seats (standard in LX wagon)	S	S	O	
Cloth bucket seats/console (not available in LX wagon)		O	S	
Bucket seats with leather seating surfaces/console		O	O	
Split bench seats with leather seating surfaces			O	
Sport bucket seats with cloth/leather seating surfaces				S
Sport bucket seats with leather seating surfaces				O

COLORS AND TRIMS

Exterior Paint Colors	Interior Trim Colors				
	Opal Grey	Crystal Blue (2)	Cranberry (2)	Mocha (2)	Black
Oxford White (1)	■	■	■	■	■
Black Clearcoat (1) (2)	■	■	■	■	■
Silver Clearcoat Metallic	■	■	■	■	■
Opal Grey Clearcoat Metallic (2)	■	■	■	■	■
Mocha Frost Clearcoat Metallic (1) (2)				■	■
Medium Mocha Clearcoat Metallic				■	■
Medium Regatta Blue Clearcoat Metallic (2)	■	■			
Royal Blue Clearcoat Metallic (1)	■	■			
Crystal Blue Frost Clearcoat Metallic (1) (2)	■	■			
Dark Plum Clearcoat Metallic (1) (2)	■				
Caribbean Green Clearcoat Metallic (2)	■			■	■
Medium Cranberry Clearcoat Metallic (1) (2)	■		■		■
Dark Cranberry Clearcoat Metallic (2)	■		■		■
Ultra Red Crimson Clearcoat (3)	■				■

(1) Not available on Taurus LX. (2) Not available on Taurus SHO. (3) Taurus SHO color only.

MAJOR STANDARD FEATURES

Exterior

Aero-design halogen headlamps
5-mph polycarbonate bumpers
High-mount brake lamp
Fog lamps (SHO)
Front cornering lamps (LX, SHO)
Dual electric remote outside tinted mirrors
Tinted glass — complete
Lower bodyside protection: urethane coating on lower doors and rocker panels (L, GL); color-keyed protective cladding (LX, SHO)
Aero roof luggage rack (wagon)
Rocker panel moldings
Clearcoat paint (except Oxford White)
Wheel trim: wheel covers (L, GL); sparkle cast aluminum wheels (LX); sparkle spoke cast aluminum wheels (SHO)

Interior

Driver-side air bag supplemental restraint system
Electronic AM/FM stereo search radio with electronic digital clock (L, GL, LX); High-Level Audio System (SHO). Radio credit option is available in L and GL.
Variable-speed interval windshield wipers
Trip odometer
Child-proof rear door locks
Security delayed dome lamp
Diagnostic instrument cluster (LX, SHO)
Autolamp system (LX, SHO)
Illuminated entry system (LX, SHO)
Illuminated visor mirrors (LX, SHO)
Automatic parking brake release (LX)
Two-way liftgate (wagon)

Functional

Front-wheel drive
Sequential electronic fuel injection (SEFI); electronic engine controls (EEC-IV)
All-season radial tires: P205/70R14 BSW (L, GL); P205/65R15 BSW (LX); P215/60R16 94V BSW high-performance (SHO)
Sedan/wagon front suspension: independent MacPherson strut-type
Sedan rear suspension: independent MacPherson strut-type
Wagon rear suspension: independent "short/long arm" (SLA) type
SHO suspension: MacPherson strut-type with special handling components
Steering: power rack-and-pinion (L, GL, SHO); variable power-assist speed-sensitive (LX)
Brakes: power front disc/rear drum (L, GL, LX); power 4-wheel disc with anti-lock system (SHO)
Fuel tank: 16 gallons (L, GL, LX); 18.6 gallons (SHO)

6-YEAR/100,000-MILE CORROSION PROTECTION

Corrosion warranty coverage for outer body panel rust-through is 6 years or 100,000 miles, whichever comes first. See your Ford Dealer for a copy of this limited warranty.



Optional Ford Extended Service Plans cover major components on new Ford cars and light trucks for longer than the vehicle's basic warranty. Your Ford Dealer has full details.

MOTORCRAFT REPLACEMENT PARTS

Genuine Ford and Motorcraft original equipment replacement parts meet the

same high standards as those installed in production.



Ford Credit's Red Carpet Lease[®] program makes driving a new Ford even more pleasurable. With it, qualified lessees can drive a new car or truck every few years, and can generally select a more expensive vehicle (or one with more options) at a lower monthly payment. See your dealer today for details on Red Carpet Lease.

OPTIONS AVAILABILITY

Options shown or described in this catalog are available at extra cost and may be offered only in combination with other options or subject to additional ordering requirements or limitations.

