


PLYMOUTH



SUNDANCE

PATTERSON - CHRYSLER - PLYMOUTH  
JEEP - EAGLE  
1965 N. Ellsworth Ave.  
Salem, Ohio 44460  
216-337-3475



THE PLYMOUTH ADVANTAGE: SPORTY, FUN-TO-DRIVE, AFFORDABLE FAMILY TRANSPORTATION. THE 1992 FRONT-WHEEL-DRIVE SUNDANCE CARRIES ON THE PLYMOUTH TRADITION OF VALUE WITH AN IDEAL BLEND OF CONTEMPORARY AEROSTYLING AND DRIVING RESPONSIVENESS, PLUS COMFORTABLE SEATING FOR FIVE, AND LIFTBACK VERSATILITY. THE SUNDANCE AMERICA MODEL IS ONE OF THE WORLD'S LOWEST-PRICED CARS WITH A STANDARD DRIVER-SIDE AIR BAG. SUNDANCE SAFETY ENGINEERING ALSO INCLUDES A STANDARD UNIBELT RESTRAINT SYSTEM FOR FRONT AND OUTBOARD REAR PASSENGERS, CHILD-PROTECTION REAR-DOOR LOCKS ON FOUR-DOOR MODELS, AND A VARIETY OF OTHER SAFETY ADVANTAGES DESCRIBED THROUGHOUT THIS CATALOG. FOR ADDED SECURITY AND CON-



*Sundance Highline*



*Sundance America*

VENIENCE, ADVANCED PORTABLE CELLULAR TELEPHONE TECHNOLOGY IS AVAILABLE FROM YOUR DEALER. WITH 44 STANDARD FEATURES, THE TWO-DOOR OR FOUR-DOOR SUNDANCE DELIVERS DOWN-RIGHT EXCEPTIONAL VALUE. GETTING MORE FOR YOUR MONEY IS MORE FUN THAN EVER, IN A PLYMOUTH SUNDANCE.





*Sporty, energetic Sundance Highline looks and feels like fun on the go. Its agility will impress you.*



*On the Chrysler test track, Plymouth Sundance has demonstrated its ability to handle twisty roads and quick lane-changing maneuvers. Excellent roadholding characteristics are engineered into Sundance from the ground up.*



*Fourteen-inch Sport wheel covers add a special styling flair. They're standard on Sundance Highline.*



*Sundance's "hidden" hatchback exterior design is sporty-looking, and provides excellent cargo versatility.*



*Computerized Mopar Diagnostic equipment means quick, accurate dealer service. (Late availability.)*

## SPORTY PERFORMER

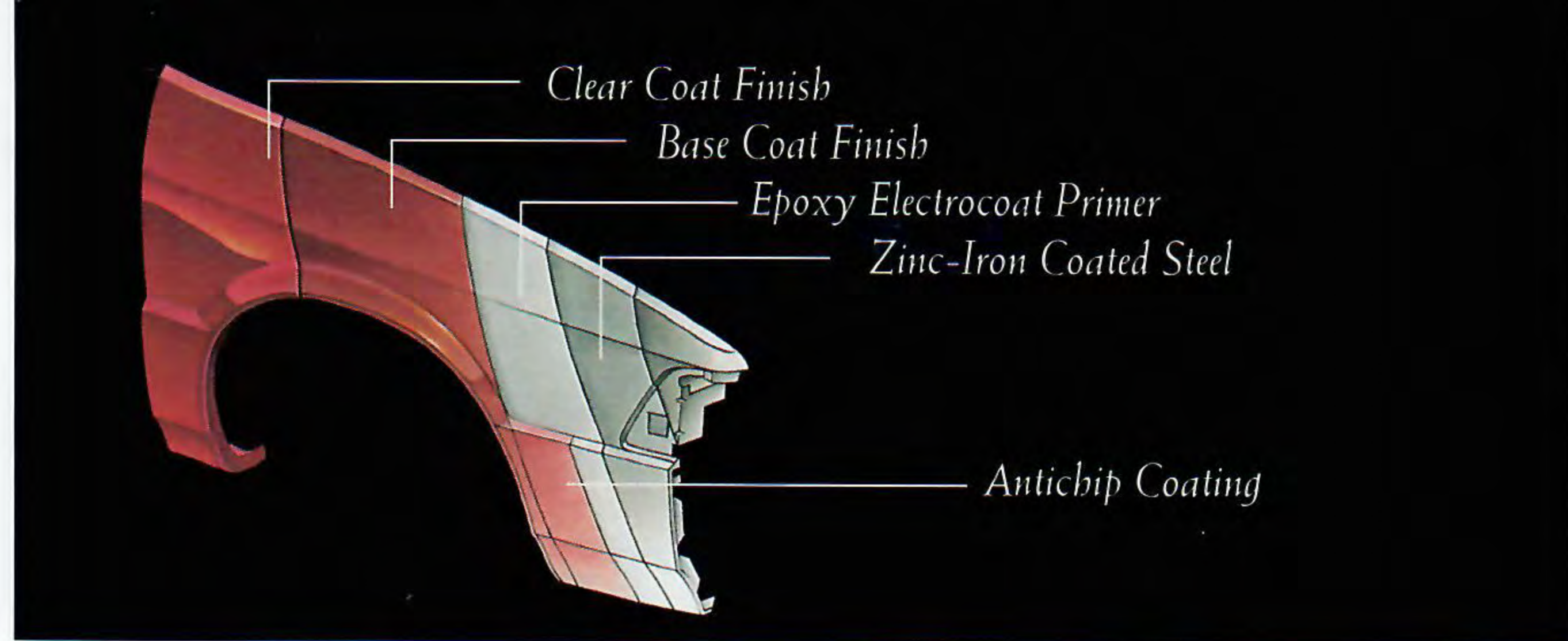


Some of the equipment shown or described throughout this catalog is available at extra cost.

About this catalog. Since the time of printing, some of the information you'll find in this catalog may have been updated. Ask your dealer for details.

*Plymouth Sundance Highline two-door, shown in Light Blue Satin Glow Clear Coat.*






*Anticorrosion protection: All body panels, except roof, are two-side galvanized/galvannealed, then three layers of primer, paint and clear antichip coatings are applied to create an environmentally resistant mirror finish.*



*Power-assisted front disc brakes are ventilated to help prevent brake fade. Standard on all Sundance models.*




*Plymouth engine designs are tested for durability and endurance in 800-hour runs at up to 5,400 rpm.*




*Vehicle collision tests measure the crash characteristics of vehicle body parts and other components. Computer simulation is a companion technique for achieving the same goal — maximum occupant safety.*

## CONTEMPORARY ENGINEERING



## ADVANTAGE: PLYMOUTH






# ADVANTAGE: SAFETY



*Driver-side air bag.  
Simulated deployment shown.*



*Three-point lap/shoulder restraint system.*




*Side door beams.*



*Cellular mobile handheld telephone.*




*Child-protection rear-door locks.*



*Energy-absorbing front and rear bumpers.*





A full center console is an optional feature of Sundance Highline's convenience-oriented cabin. It provides a storage compartment, floor shifter, dual slide-out cup holders, cubby bin, and a center armrest with covered storage area.



New seat belt-cinching latchplate firmly secures the driver and passengers, or a child safety seat.

SUNDANCE HIGHLINE GIVES YOU SATISFYING COMFORT. SUPPORTIVE, RECLINING LOW-BACK PREMIUM CLOTH WITH VINYL TRIM FRONT BUCKET SEATS OFFER EXCELLENT FORWARD VISIBILITY FOR FRONT AND REAR PASSENGERS. ADJUSTABLE HEAD RESTRAINTS ARE STANDARD. THE STANDARD FOLD-



DOWN REAR SEATBACK PROVIDES ADDED SPACE AND ALLOWS FOR LONG CARGO. FOR EXTRA CONVENIENCE, AN AVAILABLE OVERHEAD CONSOLE PROVIDES ELECTRONIC COMPASS, READING LIGHTS, AND OTHER AMENITIES.

## COMFORT CENTER



Sundance Highline interior, shown in Crimson Red.





Tilt-up removable sunroof, with tinted glass panel, provides overhead ventilation and an open-air feeling. For wide-open ventilation, remove it completely and store in the cargo area with a protective bag and tie-downs. Optional on Sundance Highline.



The standard Sundance driver-side air bag has proved its outstanding reliability in extensive crash testing.

## DRIVING FUN



SUNDANCE HIGHLINE IS POWERED BY A STANDARD 2.2-LITER SOHC (SINGLE OVERHEAD CAM) EFI (ELECTRONICALLY FUEL INJECTED) ENGINE, COUPLED WITH A FIVE-SPEED MANUAL OVERDRIVE TRANSAXLE. A 2.5-LITER SOHC EFI ENGINE AND A THREE-SPEED TORQUEFLITE AUTOMATIC TRANS-

AXLE ARE AVAILABLE. THE ATTRACTIVE INSTRUMENT PANEL (SHOWN ABOVE) OFFERS A FULL COMPLEMENT OF EASY-READING ANALOG GAUGES. AN AM/FM STEREO RADIO AND THE ADDED SAFETY OF A DRIVER-SIDE AIR BAG ARE STANDARD.



*Plymouth Sundance Highline four-door, shown in Black Cherry Pearl Coat.*





*Simulated air bag deployment shown.*

*A built-in self-diagnostic feature continuously checks the readiness of the air bag restraint system while you drive.*



*Optional AM/FM stereo radio/cassette tape player includes a two-speaker sound system and integral digital clock.*



*Standard mini floor console features a handy front storage bin, floor shifter, and rear cubby bin.*

PLYMOUTH SUNDANCE AMERICA IS ONE OF THE WORLD'S LOWEST-PRICED CARS WITH A STANDARD DRIVER-SIDE AIR BAG. THIS VALUE-PACKED INFLATION FIGHTER (TWO-DOOR, SHOWN RIGHT), OFFERS 39 OTHER STANDARD FEATURES INCLUDING FRONT-WHEEL DRIVE ENGINEERING, A 2.2-



LITER SOHC EFI ENGINE, FIVE-SPEED MANUAL OVERDRIVE TRANSAXLE, POWER-ASSISTED STEERING AND BRAKES, BLACK BODYSIDE MOLDINGS, AND MORE. SUNDANCE AMERICA IS YOUR SMART ALTERNATIVE TO THE HIGH-PRICED IMPORTS.

## AFFORDABILITY LEADER



*Plymouth Sundance America four-door, shown in Electric Blue Metallic Clear Coat.*





SUNDANCE AMERICA'S INTERIOR PROVIDES COMFORTABLE STANDARD CLOTH WITH VINYL TRIM LOW-BACK RECLINING FRONT BUCKET SEATS, AND A REAR BENCH SEAT WITH THE ADDED CONVENIENCE OF A FOLD-DOWN SEATBACK. THE WIDE LIFTBACK

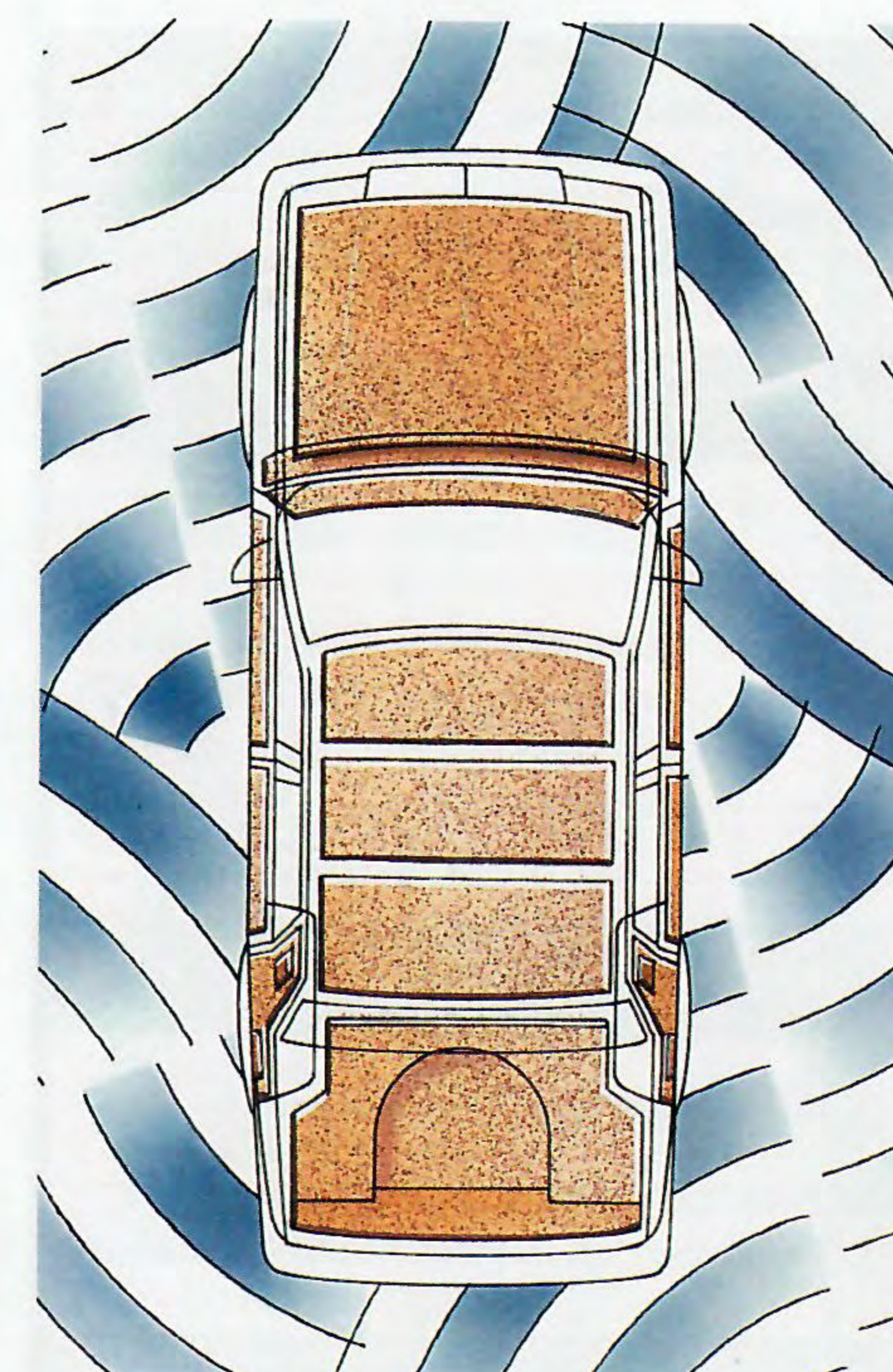
OPENS ONTO 30.8 CUBIC FEET OF CARGO SPACE, WITH THE REAR SEATBACK DOWN. ALSO STANDARD ARE CLOTH-AND-VINYL DOOR TRIM PANELS, AND FULL CARGO COMPARTMENT CARPET TRIM.



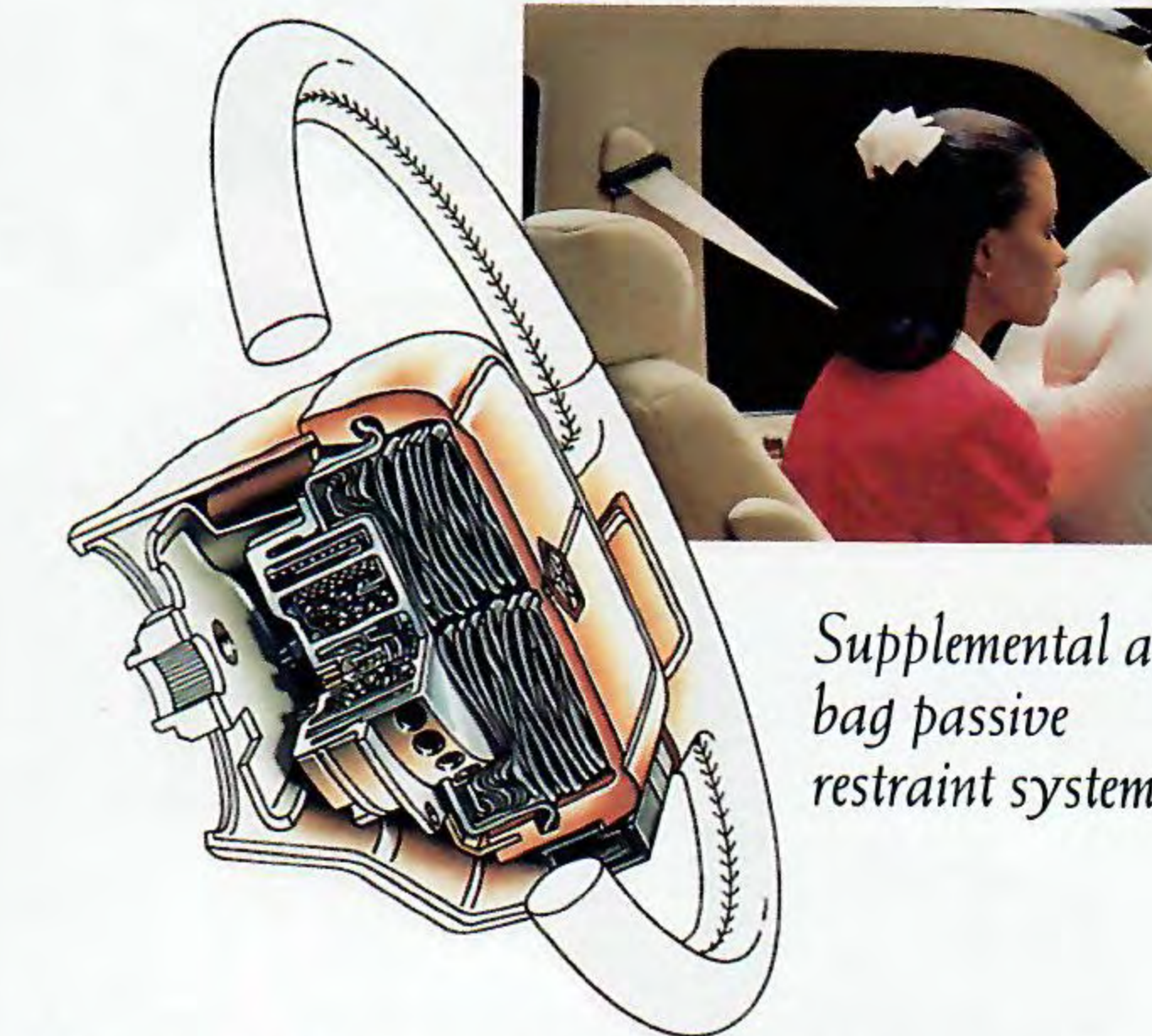
Sundance America interior, shown in Medium Quartz.



**Optional three-speed automatic transaxle** includes a new floor-shifter park/ignition interlock for added safety. This engineering refinement prevents the ignition key from being removed unless the shift selector is in the "Park" position.




**Noise and vibration reduction testing** is conducted in a special laboratory by engineers using the latest sound-level measuring equipment. Power train, chassis, body, and interior systems are scientifically analyzed to achieve continuing improvements that ensure the quietest possible ride.

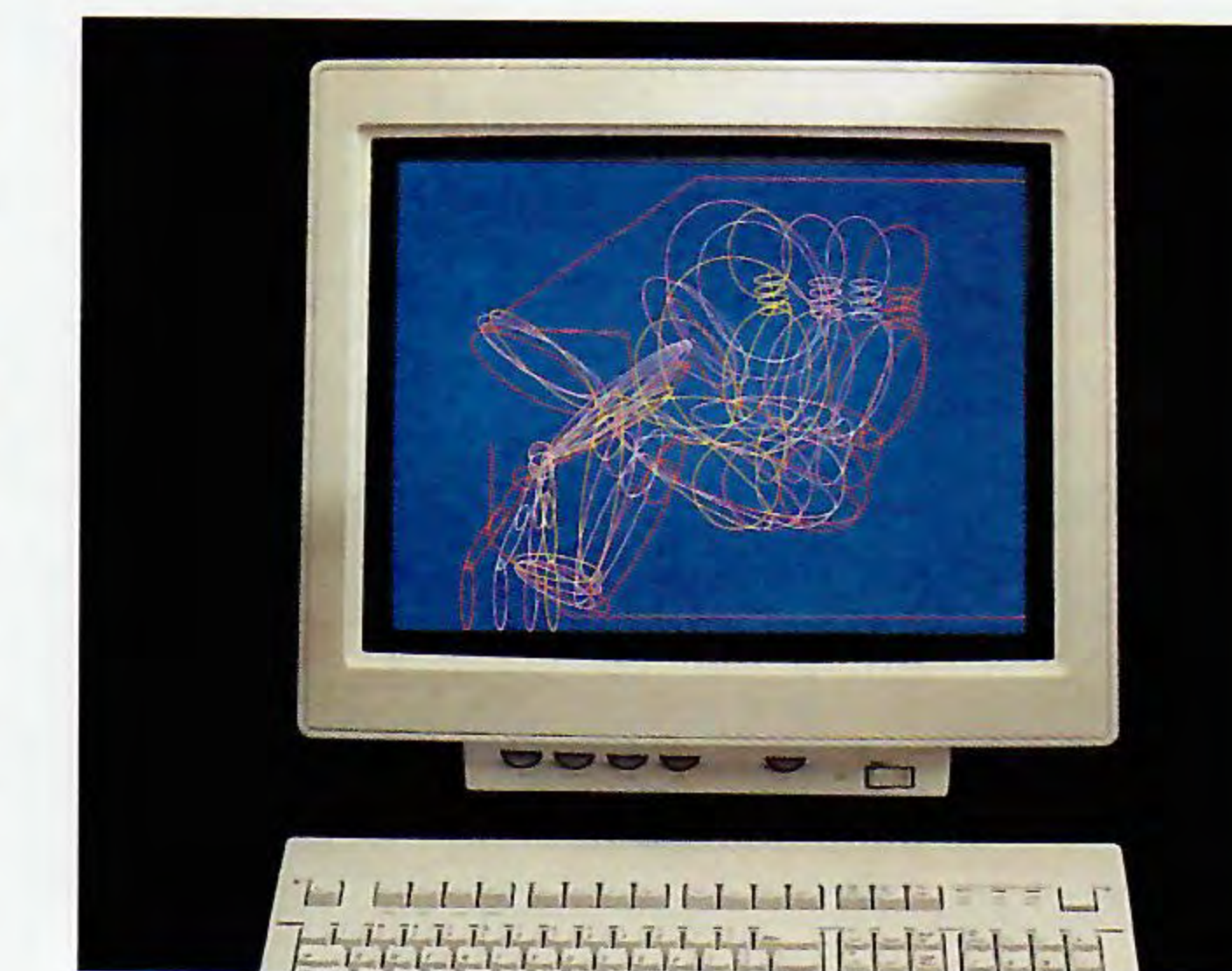


Supplemental air bag passive restraint system.

The air bag module is hidden inside the steering wheel hub. When impact sensors detect a front-end collision requiring air bag deployment, the air bag inflates in 50 milliseconds (about 1/10th of a second) to help protect the driver's head and chest, then partially deflates immediately.




The 2.5-liter and 2.2-liter engines on Sundance models feature newly improved, acoustically dampened oil pans for even quieter operation.



**Kinematic occupant computer modeling** is a vehicle interior-safety design technique. It enables Chrysler engineers to study and evaluate the various impact forces acting upon drivers and passengers during a collision. The goal is to achieve maximum safety and a "soft ride-down" of the impact.



**Computer-controlled suspension simulator** is used to test the suspension designs of all Plymouth vehicles. This sophisticated machine simulates and evaluates the effects of road harshness and vibration on a suspension system and other vehicle components.




**Powerful epoxy adhesive** is applied by a robotic arm. A continuous bead bonds vehicle door frames to their outer skins. Benefits include structural strength, superior corrosion resistance, and noise reduction.



**Front and rear bumper reinforcements** are made from high tensile-strength steel which provides up to twice the strength of conventional steel bumpers. The energy-absorbing design allows the fascias to perform as they react to impacts, and then return to their original appearance.





Rear Track  
57.2"




Wheelbase: 97.2"  
Overall Length: 171.7"




Front Track 57.6"  
Overall Width: 67.3"

POWER TRAINS<sup>2</sup>



2.2-LITER SOHC EFI ENGINE

Sundance America and Highline's standard 2.2-liter single overhead cam (SOHC) EFI four-cylinder engine features electronic fuel injection for efficient, dependable fuel metering. Engineering features include a fastburn cylinder head, overhead cam and roller tappets for smooth, consistent performance.



2.5-LITER SOHC EFI DUAL BALANCE-SHAFT ENGINE

A responsive 2.5-liter single overhead cam (SOHC) electronic fuel injection (EFI) engine is optional on Sundance Highline. It delivers greater torque for performance, electronic fuel injection for precise fuel metering, and counterrotating dual balance shafts that dampen engine vibration.

ENGINE CHARACTERISTICS	2.2-LITER SOHC EFI ENGINE	2.5-LITER SOHC EFI DUAL BALANCE-SHAFT ENGINE
TYPE	4-cylinder SOHC EFI	4-cylinder SOHC EFI
DISPLACEMENT	2.2-liter (135 CID)	2.5-liter (153 CID)
BORE & STROKE	3.44" x 3.62"	3.44" x 4.09"
TRANSAXLE AVAILABILITY	5-speed manual (2.68 OTGR): standard on America and Highline models 3-speed Torque-Flite <sup>3</sup> automatic (3.02 OTGR): optional on America and Highline models	5-speed manual (2.68 OTGR): optional on Highline models only 3-speed Torque-Flite <sup>3</sup> automatic (3.02 OTGR): optional on Highline models only
COMPRESSION RATIO	9.5:1	8.9:1
HORSEPOWER/SAE NET @ RPM	93 hp @ 4,800	100 hp @ 4,800
TORQUE/SAE NET @ RPM	121 lb-ft @ 3,200	135 lb-ft @ 2,800

OTGR = Overall Top Gear Ratio  
<sup>1</sup>Based on 1991 MVMA information.  
<sup>2</sup>Emission controls and testing required at extra cost on all vehicles registered in California; not available otherwise.  
<sup>3</sup>With electromechanical torque converter.

DIMENSIONS

	SUNDANCE AMERICA	SUNDANCE HIGHLINE
<b>Track</b>		
—Front	57.6"	57.6"
—Rear	57.2"	57.2"
<b>Curb Weight</b>		
—Two-door	2,608 lb	2,633 lb
—Four-door	2,644 lb	2,669 lb
<b>Turning Diameter</b>		
—(curb-to-curb).....	35.0'	
<b>Cargo Capacity</b>		
—With rear seatbacks up.....	13.1 cu ft (four-door) 13.2 cu ft (two-door)	
—With rear seatbacks down.....	30.8 cu ft (four-door) 30.8 cu ft (two-door)	
<b>Passenger Capacity</b> .....	5	
<b>Fuel Capacity</b> .....	14 gal	

TIRES

SIZE	TYPE (Set of Four)	AVAILABILITY
P185/70R14	Steel-belted radial with all-season tread, black sidewall	Standard Sundance America and Sundance Highline

MILEAGE

26 EPA est. city mpg, 32 EPA est. hwy. mpg\*  
 \*Mileage figures based on 1992 figures for America and Highline models, standard engine with five-speed manual overdrive transaxle.

TRAILER TOWING CAPACITY

2.2L engine.....1,000 lb\* w/manual transaxle  
 1,500 lb\* w/auto. transaxle  
 2.5L engine.....1,000 lb\* w/manual transaxle  
 2,000 lb\* w/auto. transaxle  
 \*Based on a load of two passengers and luggage

ENGINES	TRANSAXLES	SUNDANCE AMERICA		SUNDANCE HIGHLINE	
		W	Y	A	D
2.2L SOHC EFI	5-Speed Manual	W	Y	A	
	3-Speed Automatic	W	Y	A	
2.5L SOHC EFI	5-Speed Manual			A	D
	3-Speed Automatic			A	D

PACKAGE CONTENTS

	SUNDANCE AMERICA	SUNDANCE HIGHLINE
Air Conditioning <sup>1</sup> w/Tinted Glass	•	•
Console—Floor-mounted center		•
Defroster <sup>2</sup> —Rear window: electric	•	•
Horn—Dual-note		•
Light Package	•	•
Liftgate Release		•
Mats—Floor: front and rear	•	•
Mirrors—Dual outside manual remote	•	•
Mirrors—Visor vanity	•	S S
Moldings—Wide bodyside: black		•
Radio—AM/FM stereo	•	S S
Speakers—Four		•
Speedometer, Tachometer		•
Steering Column—Tilt		•
Stripe—Bodyside		•
Wheel Trim Rings—14" (set of four)	•	•
Windshield Wipers—Intermittent	•	•

AVAILABLE OPTIONS

	SUNDANCE AMERICA	SUNDANCE HIGHLINE
Air Conditioning <sup>1</sup> w/Tinted Glass	O	P
California Emissions <sup>2</sup>	O	O
Console—Overhead		O
Defroster <sup>3</sup> —Rear window: electric	O	P
Light Package	O	P
Mats—Floor: front and rear	O	P
Mirrors—Dual outside manual remote	O	P
Mirrors—Dual outside power remote		O <sup>4</sup>
Power Door Locks		O
Power Driver Seat		O <sup>5</sup>
Power Windows		O <sup>6</sup>
Radio—AM/FM stereo	O	P S S
Radio—AM/FM stereo w/cassette	O <sup>7</sup>	O <sup>7</sup> O <sup>7</sup> O
Radio—Chrysler Infinity I Sound System		O
Speed Control—Electronic		O <sup>8</sup> O
Steering Column—Tilt		O P
Sunroof		O O
Tire—Conventional spare	O	O O O
Wheels—14" cast aluminum (set of four)		O O
Windshield Wipers—Intermittent	O	P O P

S = Standard Equipment P = Included in Customer-Preferred<sup>SM</sup> Package listed above. O = Optional. Available only when corresponding Customer-Preferred<sup>SM</sup> Package is ordered. • = Included in Package.  
<sup>1</sup>There are special engine cooling requirements for field-installed air conditioning. Failure to follow these requirements may invalidate warranty. See your dealer for details.  
<sup>2</sup>Required on all passenger vehicles registered in California. Not available otherwise.  
<sup>3</sup>Required on all passenger vehicles registered in New York State.  
<sup>4</sup>Must have power door locks.  
<sup>5</sup>Must have power windows, power mirrors, power door locks.  
<sup>6</sup>Must have power mirrors, power door locks.  
<sup>7</sup>Includes four speakers.  
<sup>8</sup>Must have tilt steering column

- Air bag, driver-side
- Antitheft trunk lock
- Backup lights
- Brake fluid pressure loss warning light (also serves as indicator when parking brake is applied)
- Child-protection rear door locks (four-door only)
- Double ball-joint rearview mirror mount
- Dual braking system with separate brake fluid reservoirs in the master cylinder
- Electric windshield washers
- Energy-absorbing front and rear bumpers.
- Energy-absorbing front seatbacks
- Energy-absorbing instrument panel and sun visors
- Energy-absorbing steering column
- Fade-resistant front disc brakes
- Front seat head restraints
- Glare reduction measures for instrument panel, steering wheel, and windshield wipers
- Hazard warning flasher system
- Ignition and steering column lock
- Impact-actuated fuel supply shutdown relay
- Inside rearview mirror
- Interlocking door latches
- Key-left-in-ignition reminder
- Non-override door locks (except driver's door)
- Recessed inside door release handles
- Reinforced windshield header and roof
- Resilient window crank knobs
- Safety-Rim wheels
- Seat belt reminder system
- Seatback inertia latches on folding front seats (two-door only)
- Shatter-resistant glass
- Side door beams
- Side marker lights and reflectors
- Turn signals with lane-change feature



SUNDANCE HIGHLINE  
SUNDANCE AMERICA

FUNCTIONAL

Alternator—75-ampere	S	NA
Alternator—90-ampere	P	S
Battery—400-ampere; maintenance-free	S	S
Battery—500-ampere; maintenance-free	NA	O
Brakes—Vented front disc and self-adjusting rear drum: power-assisted	S	S
Electronic Ignition, Fuel Injection, and Voltage Regulator	S	S
Engine—2.2-liter SOHC EFI four-cylinder	S	S
Engine—2.5-liter SOHC EFI four-cylinder	NA	O
Exhaust System—Quiet-Tuned	S	S
Front-Wheel Drive	S	S
Fuel Tank—14-gallon	S	S
Fuse Box—Easy access: contains spare fuse holder and fuse removal tool	S	S
Headlights—Halogen: aerostyle with stone-resistant plastic lenses	S	S
Jack—Scissors-type	S	S
Liftgate Release—Remote, cable-operated	NA	P
Steering—16:1 ratio, rack-and-pinion: power-assisted	S	S
Steering Column—Tilt	NA	O
Speed Control—Electronic	NA	O
Suspension—Precision-handling: gas-charged front position-sensitive struts and rear shock absorbers; front and rear antisway bars	S	S
Tire—Spare: compact	S	S
Tire—Spare: conventional	O	O
Tires—P185/70R14 steel-belted radial, all-season black sidewall (set of four)	S	S
Transaxle—Five-speed manual with overdrive	S	S
Transaxle—Three-speed TorqueFlite automatic	O	O

EXTERIOR

Bumpers—Energy-absorbing, front and rear	S	S
Corrosion Protection—Antichip protective coating on lower body panels; extensive use of galvanized steel	S	S
Cover—Window pillar: black (two-door models only)	NA	S
Fascias—Black: front and rear	S	NA
Fascias—Body color: with bright insert	NA	S
Fuel Filler Cap—Tethered	S	S
Glass—Tinted: liftback only (four-door)	S	S
Glass—Tinted: liftback and rear quarter windows (two-door)	S	S
Grille—Bright: with bright Pentastar	S	S
Hood—Counterbalanced with insulation pad and inside release	S	S
Mirror—Exterior: left, manual remote	S	S
Mirrors—Exterior: dual manual remote	O	O
Mirrors <sup>1</sup> —Exterior: dual power	NA	O
Molding—Bodyside: wide black with bright accent	NA	P
Moldings—Narrow bodyside, black	S	S
Sunroof—Manual flip-up	NA	O
Tape Blackout—Side window pillars on two-door models only	S	S
Wheels—Argent-painted steel wheels with black hub center and lug nut covers (set of four)	S	NA
Wheels—Cast aluminum (set of four)	NA	O
Wheel Covers—Sport: 14-inch (set of four)	NA	S

INTERIOR

Air Bag—Steering wheel-mounted	S	S
Air Conditioning <sup>2</sup> —Includes tinted glass	O	O
Ash Receiver—Front	S	S
Brake—Parking: foot pedal-operated	S	S
Carpeting—Full cargo compartment dress-up: Charcoal	S	S
Carpeting—Passenger compartment: color-keyed	S	S
Cellular Phone—Portable, dealer-installed	O	O

INTERIOR (cont.)

Chimes—Reminders: fasten seat belt; headlights on; key-in-ignition (buzzer on America models)	S	S
Cigar Lighter—With illuminated socket	S	S
Console—Mini: includes front and rear storage bins	S	S
Console—Full: includes storage, cup holders and padded armrest	NA	P
Console—Overhead: includes reading lamps, storage, compass and outside temperature readout	NA	O
Defroster <sup>3</sup> —Liftgate, electric	O	O
Demisters—Side window	S	S
Door Locks—Child-protection (on four-door rear doors only)	S	S
Door Locks—Power	NA	O
Door Trim Panels—Cloth	S	S
Floor Mats—Front and rear	O	O
Glove Box—Latching	S	S
Headliner—Cloth-covered	S	S
Heater and Defroster—With bi-level ventilation	S	S
Horn—Dual-note	NA	P
Horn—Single-note	S	S
Instrument Cluster—Electromechanical: includes speedometer, odometer, trip odometer, gauges for electrical systems voltage, engine coolant temperature, fuel level; warning lights for check engine, high beam headlights on, low engine oil pressure, parking brake on, fasten seatbelts, air bag and emissions	S	S
Insulation—Premium sound	NA	S
Light Group Package—Includes ash receiver light, cargo compartment light, glove box light, rear door dome light switch (four-door only), underhood light, dual illuminated visor vanity mirrors	P	P
Lights—Cigar lighter, dome, ignition switch with time delay	S	S
Mirror—Interior: rearview day/night	S	S
Multifunction Control Lever—Mounted on steering column: includes controls for turn signals with lane-change feature, day/night flash/pass feature, headlight dimmer	S	S
Radio—AM/FM stereo radio with integral digital clock and two speakers	O	S
Radio—AM/FM stereo with cassette player, integral digital clock and four speakers	O	O
Radio—Infinity I, AM stereo <sup>4</sup> /FM stereo, electronic tuning, premium cassette, seek-and-scan, eight speakers	NA	O
Seat <sup>5</sup> —Driver-side, power	NA	O
Seatback—Rear, folding with three-point color-keyed outboard seat belts	S	S
Seats—Front, reclining cloth with vinyl trim thin-back bucket with color-keyed three-point seat belts	S	S
Seat Track—Two-way adjustable	S	S
Shelf Panel—Removable, carpeted, pivoting	S	S
Steering Wheel—Luxury, with air bag	S	S
Tachometer—Instrument cluster	NA	P
Tether Anchor—Child restraint	S	S
Visors—Cloth, with driver and passenger vanity mirrors	P	S
Windows <sup>6</sup> —Power	NA	O
Windshield Wipers—Deluxe variable intermittent wipe feature with wet arm washers	O	O
Windshield Wipers—Two-speed with wet arm washers	S	S

S = Standard. NA = Not available. O = Optional. Some items may also be available in Customer-Preferred<sup>SM</sup> Packages. See Customer-Preferred<sup>SM</sup> Packages and "Available Options" for availability. P = Package only. See Customer-Preferred<sup>SM</sup> Packages for availability.  
<sup>1</sup>Requires center console and power door locks.  
<sup>2</sup>There are special engine cooling requirements for field-installed air conditioning. Failure to follow these requirements may invalidate warranty. See your dealer for details.  
<sup>3</sup>Required on all passenger vehicles registered in New York State.  
<sup>4</sup>Some AM stereo broadcasting may not be compatible with radio.  
<sup>5</sup>Requires center console, power door locks, mirrors and windows.  
<sup>6</sup>Requires power mirrors.

SUNDANCE HIGHLINE  
SUNDANCE AMERICA

Black Cherry Pearl Coat	Crimson Red Champagne Medium Quartz
Radiant Red Clear Coat	Crimson Red Champagne Medium Quartz
Raspberry Red Pearl Coat <sup>†</sup>	Medium Quartz
Aqua Pearl Coat	Medium Quartz
Black Clear Coat	Crimson Red Champagne Medium Quartz
Bright Silver Metallic Clear Coat <sup>††</sup>	Crimson Red Slate Blue Medium Quartz
Bright White Clear Coat	Crimson Red Champagne, Slate Blue Medium Quartz
Light Blue Satin Glow Clear Coat <sup>†‡§</sup>	Slate Blue
Electric Blue Metallic Clear Coat <sup>†</sup>	Medium Quartz
Light Champagne Metallic Clear Coat <sup>††</sup>	Champagne

\*Sundance America models are available with Medium Quartz interiors only.  
<sup>†</sup>Extra cost.  
<sup>††</sup>Not available on Sundance Highline.  
<sup>†‡</sup>Not available on Sundance America.  
<sup>§</sup>Note: Due to printing limitations, the colors shown will vary slightly from actual hues. See your Plymouth dealer for accurate color chips. Clear Coat finish is standard on every 1992 passenger car built by Chrysler Corporation.

**Chrysler Corporation Limited Warranty Protection**  
 Every Chrysler Corporation vehicle comes with the protection of a Chrysler Corporation Limited Warranty. See your dealer for details.



MOPAR parts are engineered by Chrysler Corporation for use in your new Plymouth Sundance. When replacement is necessary, be sure to specify MOPAR parts. Used by professional automotive technicians worldwide.

**Chrysler Cellular Systems** OKI<sup>®</sup> Telecom manufactures, services and is the warrantor of the Visorphone<sup>®</sup>, Mobile phone and Portable phone products that are available on selected Chrysler Corporation vehicles. See your dealer for a copy of the limited warranties. Restrictions apply.

<sup>®</sup>Visorphone is a registered trademark of Cartell, Inc.

**Consider Leasing** More consumers are considering leasing as an alternative to buying. Leasing a new Plymouth Sundance usually involves a small security deposit and a first month's lease payment. Monthly payments frequently are less than financing a new car purchase. Ask your dealer for details.

**CHRYSLER CREDIT**  
 The Finance and Lease Professionals  
**Chrysler Credit Financing**  
 Chrysler Credit offers a variety of finance programs that can help make your new Plymouth Sundance even more affordable. These flexible finance and lease programs can be tailored to suit your budget and your lifestyle. They include Advantage: Gold Key Lease, Gold Key Plus, College Graduate Plans, Retail Financing, and other special payment plans. Ask your salesperson for details.

**Chrysler Purchase Assistance Program for the Physically Challenged**  
 Cash reimbursements of up to \$500 are available for qualified adaptive driving devices on 1992 Chrysler Corporation cars and trucks. For further information, contact your dealer or the PHYSICALLY CHALLENGED RESOURCE CENTER at 1-800-255-9877.

All product illustrations and specifications are based upon current information at the time of publication approval. Although descriptions are believed correct, complete accuracy cannot be guaranteed. Chrysler Corporation reserves the right to make changes from time to time, without notice or obligation, in prices, specifications, colors and materials, and to change or discontinue models. See your dealer for the latest information.

Plymouth and MOPAR are registered trademarks, and Sundance is a trademark of Chrysler Corporation.

**Buckle up for safety.**





# ADVANTAGE: PLYMOUTH



The New Site For Car Brochures  
**DEZO'S GARAGE**

