


1 9 9 6



PROBE





Probe GT is pulse-quickening performance



The very appearance of Probe GT says driving excitement. Fluid contours. Unique front and rear fascia treatments. Fog lamps. 5-spoke directional 16" cast aluminum wheels. High-performance tires. But the responsive 24-valve, dual-overhead-cam, multi-port EFI 2.5L V-6 engine, sport-tuned 4-wheel independent suspension and 4-wheel disc brakes make it all happen.

▲ *The sleek Probe GT is shown here in Laser Red Tinted Clearcoat Metallic. Suspension refinements for 1996 enhance GT ride and handling.*



Clean lines and a passion for the road. That's Probe SE.

The fun-to-drive Probe SE 253A shares its sleek, sculpted front end treatment with the GT model.

Specially styled 15" aluminum wheels are matched with P205/55HR15 BSW all-season radials and include a special handling suspension. The SE is loaded with items such as air conditioning, a performance instrument cluster, and an electronic AM/FM stereo cassette with digital clock.



► Probe SE shown in Black Clearcoat with optional rear decklid spoiler. Its 16-valve, DOHC 2.0L engine generates pure driving enjoyment.

Probe comfort and convenience



▲ Probe's instrument panel features the clarity of analog displays, including gauges for fuel, water temperature and oil pressure, a voltmeter and a tachometer.

► Dual electric remote-control mirrors and power door locks and windows are included in the GT Preferred Equipment Package.




◀ The center panel console is angled toward the driver for ease of operation.

► The Probe GT interior shown in Saddle with optional leather seating surfaces.

► 50/50 split rear seat backs can be lowered individually, allowing for added cargo with or without a third passenger.

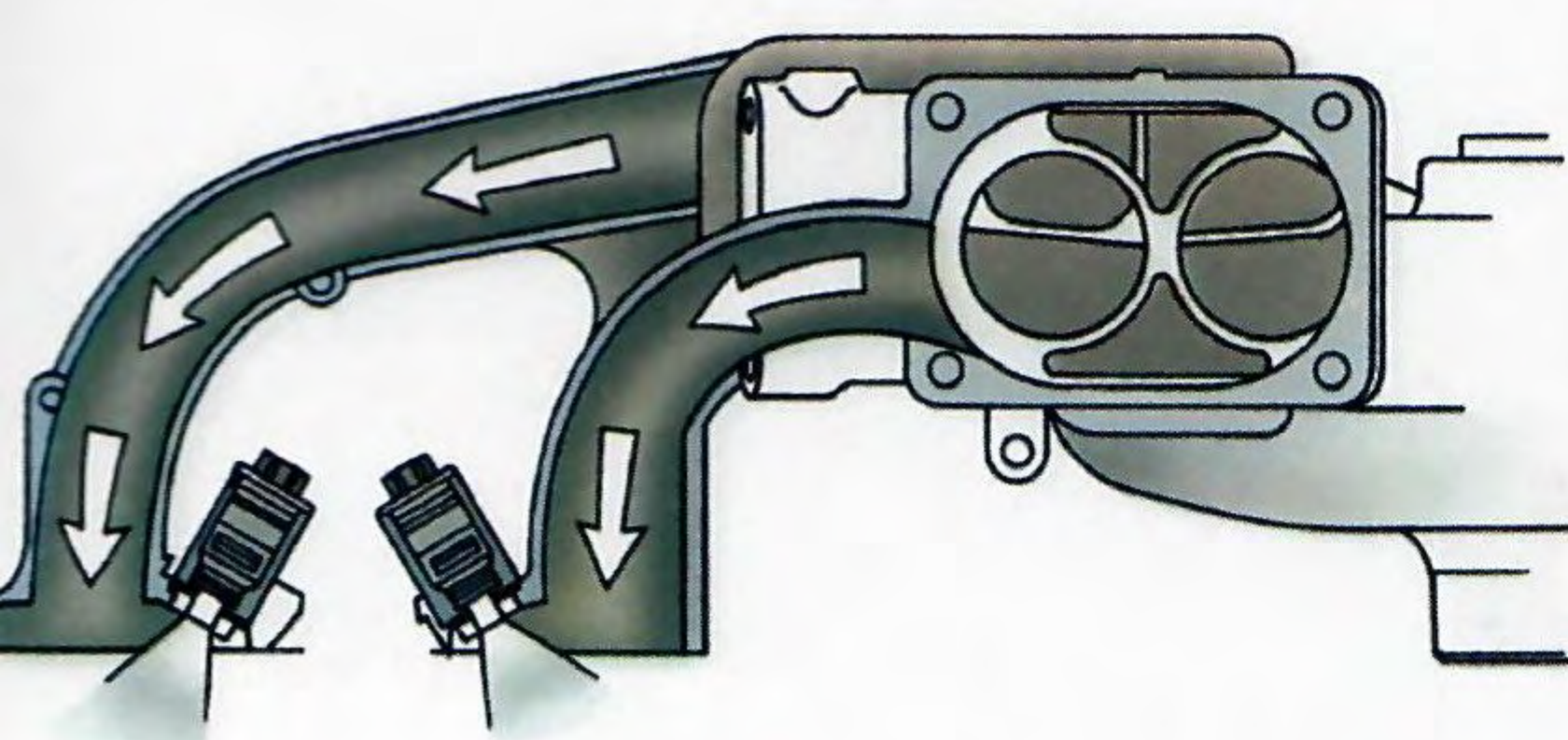





Probe performance and safety



▲ Probe GT in Laser Red Tinted Clearcoat Metallic. The GT comes with 4-wheel disc brakes (the stopping power of 4-wheel discs with anti-lock braking is optional with Probe SE and included in the GT Preferred Equipment Package).



◀ In both the standard 2.0L I-4 (Probe SE) and GT's 2.5L V-6, computer-controlled, multi-port electronic fuel injection provides precise fuel metering for efficiency and smooth operation (see your dealer for 1996 EPA fuel economy estimates).



▲ Rear passengers are provided full lap and shoulder belt protection.

▲ Air bags to supplement the safety belts for both the driver and front passenger are standard equipment on all Probe models.




◀ The available remote keyless entry system lets you unlock your car from a distance for added security.



◀ GT features 16" directional cast aluminum wheels. Low-profile, wide-stance P225/50VR16 radial tires are designed to deliver tight handling capability.

As part of the overall ▼ safety design, all Probe models feature side door intrusion beams.



◀ Probe engines feature a design that uses four valves per cylinder actuated by dual overhead camshafts. This arrangement promotes greater rapid-burn combustion and a higher power output.

Options



▲ The power moonroof, available with Probe GT, lets you enjoy the sun and the stars.



▲ Speed control and a tilt steering column comprise Probe's optional driver comfort group.



▲ A premium sound audio system with AM/FM compact disc radio is available with Probe GT.

P

Preferred equipment packages, features and options



Probe SE Package 253A

- Air conditioning • Tinted glass • Electronic AM/FM stereo cassette/clock • Rear window defroster
- Variable interval windshield wipers • SE appearance package: performance front fascia (without fog lamps), 15" aluminum wheels, P205/55HRx15 BSW all-season tires, handling suspension



Probe GT Package 263A

- Air conditioning • Tinted glass • Electronic AM/FM stereo cassette/clock • Rear window defroster
- Variable interval windshield wipers • Anti-lock brakes • Convenience group: dual electric color-keyed breakaway mirrors, full console with storage armrest and cupholders • Power group: power side windows, power door locks • Rear decklid spoiler

EXTERIOR FEATURES	SE 253A	GT 263A
Concealed halogen headlamps	S	S
Lower bodyside cladding	-	S
Performance front and rear fascias with fog lamps	-	S
Manual-adjust outside mirrors (RH direct, LH remote)	S	S
Rear decklid spoiler	O	P
Color-keyed bodyside moldings	O	O
Full-width rear taillamp with center reflector	-	S
Wheel covers and P195/65R14 BSW all-season tires	S	-
16" 5-spoke directional aluminum wheels and P225/50VR16 BSW performance tires	-	S
16" 5-spoke directional chrome wheels and P225/50VR16 BSW performance tires	-	O

SAFETY AND SECURITY	SE 253A	GT 263A
Driver and front passenger supplemental air bags	S	S
3-point lap/shoulder safety belts, front and rear; child rear seat tether anchor	S	S
Remote keyless entry/illuminated entry system (requires power group and convenience group)	O	O
Anti-lock braking system (includes 4-wheel disc brakes on Probe SE)	O	P

SOUND SYSTEMS	SE 253A	GT 263A
Electronic AM/FM stereo radio, digital clock	S	S
Premium sound audio system with electronic AM/FM stereo compact disc, digital clock and subwoofer	-	O

COMFORT AND CONVENIENCE	SE 253A	GT 263A
Convenience group: dual electric color-keyed breakaway mirrors, full console with storage armrest and cupholders (standard with GT)	O	P
Driver comfort group: tilt steering column and speed control	O	O
Power group: power side windows (includes driver-side "express down" feature and door map pockets) and power door locks (requires convenience group)	O	P

COMFORT AND CONVENIENCE (cont'd)	SE 253A	GT 263A
Power sliding roof (includes dome lamp/map lights)	-	O
Cargo compartment cover and light	S	S
Performance instrument cluster with tachometer, fuel gauge, water temperature gauge, oil pressure gauge, voltmeter and trip odometer	S	S
Leather-wrapped steering wheel	-	S
Leather shift knob (manual transaxle)	-	S
Center console	S	-
Full console with armrest and cupholders	-	S
Door trim panels with integral armrests	S	S
Side window demisters	S	S
Inside liftgate/fuel door releases	S	S
Low fuel and key-in-ignition warning	S	S
Front color-keyed floor mats	O	O
Engine block heater	O	O

SEATING	SE 253A	GT 263A
Velour cloth bucket seats with integral head restraints; recliners with "memory" feature	S	S
GT velour cloth bucket seats with driver-side power lumbar support and seat back bolsters	-	S
50/50 fold-down rear seat	S	S
Leather seating surfaces on front bucket seats (requires 6-way power driver's seat)	-	O
6-way power driver's seat	-	O

FUNCTIONAL	SE 253A	GT 263A
2.0L dual overhead cam 16-valve I-4 engine	S	-
2.5L dual overhead cam 24-valve V-6 engine	-	S
Power front disc/rear drum brakes	S	-
Power 4-wheel disc brakes	-	S
Power rack-and-pinion steering	S	S
Performance suspension	-	S
5-speed manual transaxle	S	S
Electronic 4-speed automatic transaxle	O	O

O = Optional S = Standard P = Part of Preferred Equipment Package

Ownership experience



Grey Green Clearcoat Metallic
MG, B, S



Medium Alpine Green Clearcoat Metallic
WG, MG, B, S



Rio Red Tinted Clearcoat
MG, B, S



Seafoam Green Clearcoat Metallic
WG, MG, B



Boysenberry Blue Clearcoat Metallic
MG, B



Black Clearcoat
MG, B, S




Laser Red Tinted Clearcoat Metallic
MG, B, S



Vibrant White
WG, MG, B, S



Chameleon Blue Clearcoat Metallic
MG, B



Teal Mist Clearcoat Metallic
MG, B

Interior trim colors:

WG = Willow Green MG = Medium Graphite B = Black S = Saddle



▲ Left to right: 16" 5-spoke directional aluminum wheels (standard on GT); 15" aluminum wheels (included with SE); 16" 5-spoke chrome wheels (optional on GT).



ROADSIDE ASSISTANCE PROGRAM

Every new Ford includes the assurance of a no-cost, 24-hour emergency Roadside Assistance Program provided during the 3-year/36,000-mile bumper-to-bumper warranty. Ask your dealer for complete details on this program which includes such services as fuel delivery, tire change, jump start, or even help when you're locked out of your car.



Ford Credit offers a wide variety of financing and leasing programs to qualified buyers which can be arranged right at the dealership. Ask your dealer for the facts on these programs.



Optional Ford Extended Service Plans go beyond the basic 3-year/36,000-mile warranty. Ask your dealer for complete details on the optional plans and for a copy of the limited warranty.

DEALER-INSTALLED ACCESSORIES

Your Ford Dealer offers a variety of quality Ford-brand accessories that meet or exceed our strict specifications.

PRODUCT CHANGES AND OPTIONS AVAILABILITY

Following publication of the catalog, certain changes in standard equipment, options, prices and the like, or product delays, may have occurred which would not be included in these pages. Your Ford Dealer is your best source for up-to-date information.

Ford Division reserves the right to change product specifications at any time without incurring obligations.

Options shown or described are available at extra cost and may be offered only in combination with other options or subject to additional ordering requirements or limitations.



359-Ann. Litho in U.S.A. 8.95



DEZO'S GARAGE

Printed on recycled paper
10% post-consumer waste

