


The 1984 Chryslers

A singular marque of luxury,
quality and technology.




INTRODUCING CHRYSLER LASER. THE FIRST SPORTS CAR TO CARRY THE CHRYSLER NAME.

The all-new 1984 Chrysler Laser is the first sports car ever to carry the Chrysler name. The Laser was designed and built to carry Chrysler's reputation of innovation and advanced engineering into the sports car field.

Advanced engineering and innovation are found throughout Laser—from the suspension system to the high tech standard electronically fuel injected 2.2-liter engine and optional turbocharged 2.2-liter engine; from the new standard smooth-shifting close-ratio five-speed transaxle to the new fast-response steering system; and from the human-engineered seating to the advanced driver information served up by the Electronic Monitor, standard on Laser XE.

The new Chrysler Laser combines performance capabilities and outstanding fuel economy. The Laser with the standard electronically fuel injected 2.2-liter engine and five-speed manual transaxle has a mileage rating of [24] EPA EST MPG* 40 estimated highway (California: [24] EPA EST



Laser XE instrumentation comes standard with a 22-function Electronic Monitor, Electronic Navigator with keyboard entry system, and electronic instrument cluster. Also shown above: optional air conditioning and AM/FM/IX premium stereo radio with integral digital clock. Certain early models may have this item deleted for credit.

MPG, 41 estimated highway). The Laser Turbo with five-speed manual transaxle has a rating of [22] EPA EST MPG* 35 estimated highway (California: [22] EPA EST MPG, 35 estimated highway).

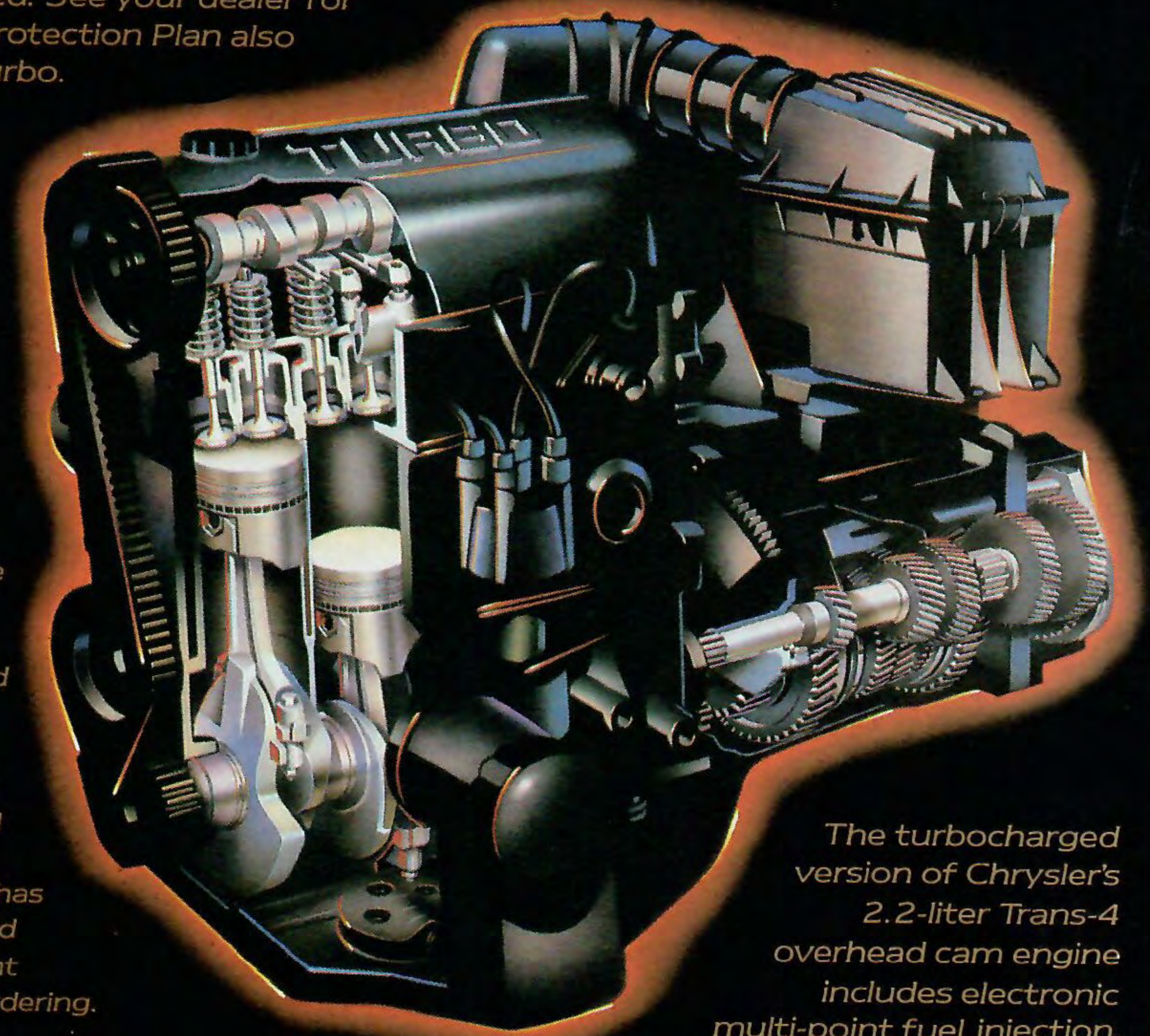
Importantly, the all-new Laser is backed by Chrysler Corporation's 5/50 Protection Plan†

The Chrysler Laser's advanced engineering and innovation have earned it the right to be Chrysler's first sports car. It is a car to be driven by those who love to drive. Available in two models—Laser and Laser XE, the first Chrysler sports car has a complete list of standard features and a variety of options to suit a wide variety of driving styles.

*Use EPA EST MPG number for comparison. Your mileage may differ depending upon speed, weather and trip length. Actual highway mileage probably will be lower than estimate.

†This limited warranty extends coverage on engine, transaxle and axle—plus outer panel rust-through protection—to five years or 50,000 miles, whichever comes

first. A deductible applies. Fleet and lease vehicles are excluded. See your dealer for details. The 5/50 Protection Plan also covers the Laser Turbo.



The turbocharged version of Chrysler's 2.2-liter Trans-4 overhead cam engine includes electronic multi-point fuel injection.

About this catalog. We have tried to make this catalog as complete as possible. And we hope you find it useful. However, since the time of printing, some of the information you'll find here may have been updated. Your dealer has details, and you should consult him for current information before ordering.

Some of the equipment shown or described throughout this catalog is available at extra cost.

LASER



1984 Chrysler LeBaron collection.

The LeBaron Collection fits you in many ways.

Only Chrysler offers you such a wide choice of front-wheel drive cars as in its 1984 LeBaron series. They are like no other cars built in America, Europe or Japan.

Choose from the LeBaron two-door coupe, four-door sedan, two-door convertible, and Town & Country wagon models. You'll find the distinctive styling, quality construction, and efficiency that have made them the midsize luxury success.

New features for 1984 include a refined suspension for an even more stable ride and precise control, wider range 14-gallon fuel tank, optional turbocharged 2.2-liter Trans-4 engine with multi-point fuel injection (available January 1984, not available on Town & Country wagon), standard and optional radios with an integral digital clock, instrument panel with graphic message center, and more. LeBaron two-door and four-door models are available with six-passenger room and comfort, with front-wheel drive technology reducing the




Standard LeBaron four-door split-back front seat in Beige.

space-robbing drive train hump found in cars with rear wheel drive. The front seat, trimmed in handsome and durable cloth-and-vinyl, has a full 7.5 inches of travel for more front seat leg room. There is a new padded two-spoke steering wheel, and the padded instrument panel features dark butterfly walnut woodtone accents.

Optional interiors on some LeBaron models include a Mark Cross Package with attractive plush 50/50 leather-and-vinyl seats, leather-wrapped steering wheel and Mark Cross logo.

The LeBaron convertible, an industry first when introduced last year, has a new restyled top with a tinted glass rear window, a roomier backseat, and power-drop rear quarter windows controlled by console switches.

The Town & Country wagon, offers six-passenger room, usable cargo space, and luxury in a midsize wagon, with a new standard roof rack, and 14-gallon fuel tank.



LeBaron Convertible's optional Mark Cross interior.

LeBarons remain strong on fuel economy for 1984—two-door models are rated at 27 EPA EST MPG,* 41 estimated highway (California: 27 EPA EST MPG,* 43 estimated highway) with standard 2.2-liter engine and five-speed manual transaxle. The LeBaron

convertible with standard three-speed automatic is rated 24 EPA EST MPG,* 33 estimated highway (California: 25 EPA EST MPG,* 33 estimated highway). See your Chrysler dealer for EPA mileage information on LeBaron four-door and Town & Country wagon.




1984 Chrysler New Yorker, shown in Black.

New Yorker brings luxury and technology together beautifully.

The 1984 Chrysler New Yorker defines the contemporary luxury car—roomy, comfortable, agile, efficient, sleek, yet with a look of formal elegance.

New response and efficiency are present in its front-wheel drive power train for 1984, with a new electronically fuel-injected version of the successful 2.2-liter Trans-4 overhead cam engine producing 99 hp. More power is available in the optional turbo-charged 2.2-liter engine (available January 1984), which produces 140 hp.

Even with this increased power the 1984 New Yorker retains its reputation for fuel efficiency. With the standard electronic fuel-injected 2.2 engine and three-speed automatic transaxle, the mileage rating is 25 EPA EST MPG,* 35 estimated highway (California: 24 EPA EST



New Yorker instrument panel.

MPG,* 33 estimated highway).

New luxury and technology are combined in the 1984 New Yorker instrument panel to provide the driver with complete information and control. A new electronic instrument clus-

ter includes a multicolor analog vacuum fluorescent display reporting on oil, voltage, fuel, and engine temperature conditions, plus a car graphic display reporting low fuel, low washer fluid, trunk lid ajar and door ajar.



1984 Chrysler Fifth Avenue, shown in Pearl White.

Fifth Avenue —conventional drive, unconventional luxury.

The 1984 Chrysler Fifth Avenue with conventional front-engine, rear-wheel drive format is a distinctive, luxury-packed automobile.

The full-size Fifth Avenue provides over 45 features as standard equipment, including semi-automatic temperature control air conditioning, electric rear window defroster, padded vinyl landau roof, and automatic transmission.

Other standard Fifth Avenue features include power steering and power front disc/rear drum brakes, tinted glass on all windows, an electronically tuned digital readout AM radio with integral digital clock, and much more.

New for 1984, the 318 cubic inch two-barrel V-8 engine is now standard.

Standard special sound insulation



Optional leather-and-vinyl 60/40 front seat in Silver.

gives you whisper-quiet ride. Combine the power of its V-8 engine with generous interior room for your entire family and you have Fifth Avenue. Full size luxury at its best.

Like all other Chryslers, the Fifth Avenue is built with quality and durability as top priorities. It is this concern for quality and durability that allows the Chrysler Corporation to cover all Chryslers with the unique 5/50 Protection Plan, which extends limited warranty coverage on power train components, including engine, transmission/transaxle and rear axle—plus outer panel rust-through protection. This limited warranty is extended to five years or 50,000 miles, whichever comes first. A deductible applies. Fleet and lease vehicles are excluded. See your dealer for details.



1984 Chrysler E Class, shown in two-tone Mink Brown Pearl Coat/Beige Crystal Coat.



E Class optional 50/50 individually adjustable front seats, shown in Beige.

E Class—high tech, highly affordable luxury.

As Chrysler's most affordable full-size front-wheel drive sedan, the 1984 Chrysler E Class has room for six passengers on a stable 103-inch wheelbase, clean-line styling, quiet comfort, luxury, and Chrysler front-wheel drive

technology.

New technology is present in E Class in the form of a powerful 2.2-liter Trans-4 overhead cam engine with electronic fuel injection for improved acceleration and passing per-

formance. The optional turbocharged version of this engine produces an impressive 140 horsepower.

With the standard power train, E Class has a fuel economy rating of 25 EPA EST MPG,* 35 estimated highway (California: 24 EPA EST MPG,* 33 estimated highway). Inside, E Class features 97 cubic feet of room for six adult passengers. The handsome interior is appointed in color-coordinated luxury fabrics and new deep pile 16-ounce carpeting.



1984 Chrysler Executive Sedan, shown in Nightwatch Blue.



Executive Sedan interior, shown in Blue.

Chrysler Executive Sedan and Limousine ...the room at the top.

The 1984 Chrysler Executive Sedan and Limousine remain the only vehicles of their kind in the industry today—they offer the roominess and stability of front-wheel drive along with all the other attributes of large luxury sedans.

With the Mitsubishi-built 2.6-liter Silent Shaft four-cylinder engine and

three-speed automatic transaxle making up the front-wheel drive power train, the Executive Sedan has a 124-inch wheelbase. With the same power train, the Limousine has an even roomier interior on a 131-inch wheelbase.

Both models include a lengthy list of standard features including bi-level

air conditioning with special air ducts for rear seats, automatic speed control, low-back front bucket seats and rear center armrest bench seat, special suspension, complete Lighting Package and padded vinyl roof.

*Use EPA EST MPG numbers for comparison. Your mileage may differ depending upon speed, weather, and trip length. Actual highway mileage will probably be lower than highway estimate.

All product illustrations and specifications are based on authorized information. Although descriptions are believed correct at publication approval, accuracy cannot be guaranteed. Chrysler Corporation reserves the right to make changes from time to time, without notice or obligation, in prices, specifications, colors and materials, and to change or discontinue models. See your dealer for the latest information.

Form No. 81-005-4014 9/83(150M) Litho in U.S.A.